Designed and Made in Italy



Manuale Tecnico

Comunello®

comunello.com

Company Profile

Famiglia Comunello
Comunello Family

La famiglia, luogo di crescita e di confronto, focolare che diviene forza grazie alla tenacia e l'umanità tipica della gente che imprime nei figli i valori che sono modi di vita.
Da questa famiglia si sviluppa la società moderna che guarda al futuro forti di quella esperienza che cresce nelle tecniche e nell'innovazione diventando stile aziendale della Fratelli Comunello SpA.

The family, the place of growth and confrontation, the home that moulds character thanks to the constancy and humaneness that giving their children values that are a way of life.
From this family comes a modern company looking ahead and backed by the experience that grows in methods and innovation to become the company style of Fratelli Comunello SpA.

Mancava solo l'ultimo tassello, per completare un'opera esclusivamente Italiana, che riconferma, ancora una volta, l'inconfondibile stile della Fratelli Comunello Spa.

Vittorio Comunello – presidente Comunello Group Company

One last piece was missed to finish a sole Italian work which confirms once again the unique style of Fratelli Comunello Spa.

Vittorio Comunello – Chairman of Comunello Group Company

Ieri, oggi e domani

Since 1965, Comunello has been constantly searching for new worlds to conquer while enriching its product line with products and materials that provide innovation, technology and service to all our customers. The new series developed and presented in this technical manual offer the market new articles suitable for all types of gates, both sliding and with leaves, and designed and developed with the same attention as 42 years ago when Comunello opened its doors. Over the years, continuous investment in R&D and new production technologies have allowed the company to gain a position of leadership in the market, distinguishing itself for quality, service and product range thanks to a constant commitment to sales support and technical assistance. The current competitive context requires products that are technologically advanced and functionally safe, conceived and designed following methods and styles that guarantee conformity with the standards of the CE mark. To manage the company's growth and complexity, Comunello has based its business attitude on a 5-point company philosophy:

- An ethical code that defines the company's values, respect for individuals and long-term commitments
- Keeping an attentive eye on the market, listening to small needs and transforming them into great opportunities
- Using state-of-the-art technology to guarantee high product quality
- Using first-quality raw materials and performing constant controls on products released on the market
- Structuring our work processes around an ISO 9001 and ISO 14001 certified quality management system to demonstrate our commitment to quality and respect for the environment, which surrounds us and to which we all belong.

Comunello, where quality always comes first!

Comunello, à la recherche constante de nouveaux mondes et de nouveaux espaces depuis 1965, ne cesse d'enrichir sa gamme de produits et d'équipements et assure à toute sa clientèle innovation, technologie et service. Les nouvelles séries réalisées, présentées dans ce nouveau guide technique, lui permettent d'offrir au marché de nouveaux articles adaptés à tous les types de portail, coulissant ou à battant, conçus et développés avec le même soin depuis la création de l'entreprise, il y a 42 ans. Les investissements constants dans la recherche et le développement et dans les technologies de production ont permis ,à Comunello de conquérir au fil du temps une position de leadership sur le marché, en se distinguant par la qualité de sa production, de ses services et de sa gamme, grâce à un effort permanent d'assistance aussi bien technique que commerciale. La nouvelle situation, en termes de concurrence, exige constamment de l'entreprise des produits sûrs sur le plan technologique et fonctionnel, conçus et projetés selon une méthode et un style qui respectent l'ensemble des normes CE. Pour affronter ce processus de croissance, Comunello base toute la stratégie de l'entreprise sur 5 points fondamentaux :

- Un code éthique basé sur les valeurs de l'entreprise, sur les personnes et sur un engagement constant dans le temps ;
- Un regard attentif et toujours tourné vers le marché, la capacité à entendre les petites exigences et à les transformer en grandes possibilités ;
- Une technologie toujours à l'avant-garde afin de garantir des produits de qualité supérieure ;
- L'utilisation de matériaux de première qualité et des contrôles constants sur les produits offerts sur le marché ;
- Travailler selon un système certifié ISO 9001 et ISO 14001 comme garantie de la recherche constante de qualité et du respect pour l'environnement dans lequel nous vivons.

Comunello est, depuis toujours, producteur de qualité.

Seit 1965 baut Comunello - ständig auf der Suche nach neuen Welten und Anwendungsmöglichkeiten - sein Produkt- und Materialprogramm aus. Gleichzeitig bietet das Unternehmen dem Kunden Innovation, Technik und Service. Die Serien, die in diesem technischen Handbuch präsentiert werden, sind neu für den Handel entwickelt worden und bieten für jeden Tortyp etwas, gleich ob es sich um Schiebe- oder Flügelausführungen handelt. Die Artikel sind mit derselben Hingabe ersonnen und entwickelt worden, wie vor 42 Jahren, als Comunello seine Tätigkeit aufnahm. Kontinuierliche Investitionen in Forschung, Entwicklung und Fertigungstechniken haben das Unternehmen in die Lage versetzt, im Laufe der Jahre eine wahrhaft einzigartige Marktführerschaft zu erringen. In Qualität, Service und Sortiment konnte es sich dank unermüdlicher Anstrengungen in Bezug auf die technische und geschäftliche Betreuung von der Konkurrenz abheben. Die neue Wettbewerbssituation verlangt nach technisch sicheren und verlässlich funktionierenden Erzeugnissen, die so entwickelt und konstruiert sein müssen, dass sämtlichen Vorschriften zur EG-Kennzeichnung methodisch wie stilistisch Genüge getan wird. Um diesen Wachstumsprozess zu meistern, gründet sich der Unternehmensstil von Comunello auf 5 zentrale Punkte:

- Das Fundament bildet ein ethischer Kodex, in dem Unternehmenswerte, Menschen und langfristig gleich bleibende Anstrengungen zusammenfließen.
- Der wachsame, immer dem Markt geltende Blick erfasst auch kleinere Wünsche, deren Erfüllung große Chancen bietet.
- Stetiger technischer Vorsprung bürgt für die hohe Qualität der Produkte.
- Einsatz ausschließlich erstklassiger Materialien und fortlaufende Kontrollen der in den Handel gebrachten Erzeugnisse.
- Die Arbeit mit einem zertifizierten System ISO 9001 und ISO 14001 als Beweis für die fortwährenden Anstrengungen, die unternommen werden im Hinblick auf die Qualität und den Schutz einer Umwelt, die uns umgibt und deren Teil wir sind.

Comunello, immer schon ein Hersteller von Qualität!

© Copyright Comunello

Dal 1965 Comunello è costantemente alla ricerca di nuovi mondi e spazi, arricchendo la propria gamma con prodotti e materiali offrendo innovazione, tecnologia e servizio a tutta la clientela. Le nuove serie, sviluppate e presentate in questo nuovo manuale tecnico, consentono di offrire al mercato nuovi articoli adatti per ogni tipologia di cancello, sia esso scorrevole che ad anta, pensati e sviluppati con la stessa attenzione di 42 anni fa, fin da quando la Comunello iniziò la propria attività.

Continui investimenti in ricerca e sviluppo ed in tecnologie produttive, hanno permesso all'azienda di conquistare negli anni una vera e unica posizione di leadership sul mercato, distinguendosi per qualità, servizio e gamma grazie ad un costante impegno in assistenza, sia tecnica che commerciale. Il nuovo scenario competitivo richiede costantemente prodotti tecnologicamente e funzionalmente sicuri, pensati e progettati con metodo e stile atti a soddisfare in maniera globale tutte le normative della marcatura CE. Pertanto per affrontare questo processo di crescita, Comunello basa tutto lo stile aziendale su 5 aspetti:

- un codice etico fatto di valori aziendali, di persone e di un impegno costante nel tempo
- lo sguardo attento e sempre rivolto verso il mercato, ascoltando le piccole esigenze e trasformarle in grandi opportunità
- una tecnologia sempre all'avanguardia per garantire l'alta qualità dei prodotti
- utilizzo di materiali di prima qualità e controlli costanti sui prodotti immessi sul mercato
- lavorare con un sistema certificato ISO 9001 e ISO 14001 a dimostrazione del costante impegno per la qualità e del rispetto per l'ambiente che ci circonda e a cui apparteniamo

Comunello, da sempre produttore di qualità!

© Copyright Comunello

Legenda simboli delle tabelle

Legend for the symbol of the boards
Légende pour les symboles des tableaux
Legende füer die Symbole der Tabellen

■	Articolo	Codice commerciale	Trade code	Code commercial	Artikelnummer
■	Misura	Misura prodotto	Product size	Mesure produit	Gröesse des Produktes
■	Codice	Codice gestionale	Internal code number	Code interne	Innenartikelnummer
■		Numero cuscinetti	Number of bearings	Nr. de roulements	Kugellagerzahl
■		Portata prodotto	Product capacity	Portée du produit	Tragfäehigkeit des Productes
■		Portata ruota	Wheel capacity	Portée du galet	Tragfäehigkeit des Schiebetorrolle
■		Perno ruota	Wheel pin	Pivot du galet	Schiebetorrollestift
■		Binari abbinati	Combined round tracks	Combinaison rails	Satz von Laufschiene
■		Quantità per confezione	Pieces per box	Quantité par colis	Verpackungseinheit
■		Peso confezione	Box weight	Poids par colis	Packungsgewicht
■		Portata coppia prodotti	Product pair capacity	Portée par paire de produits	Produktpaares Tragfäehigkeit

© Copyright Comunello

Indice argomenti - la gamma Professional

Index - Index - Inhaltsverzeichnis

Accessori per portoni scorrevoli superiori e ad ante	**18**	**Accessories for sliding and folding doors**
Carrelli a 2 e 4 ruote con cuscinetto	20	2 And 4 wheel trolleys with bearings
Monorotaie e supporti	31	Guide & supports
Perni inferiori e cerniere	36	Lower and hinges pivots
Serrature Comunello Lock	**56**	**"Comunello LOCK" locks**
Cardini ed accessori per cancelli ad anta	**68**	**Hinges and accessories for swing gates**
Cardini per cancelli	71	Hinges for gates
Piastre regolabili per cardini	129	Adjustable plates for himges
Battenti e copripilastri	154	Stop battens and pillar covers
Cardini a fascetta	168	Clamp-hinges
Perni di collegamento	183	Connection pins
Accessori per cancelli scorrevoli	**190**	**Accessories for sliding gates**
Battenti per cancelli	193	Stop battens for gates
Maniglie, serrature ed incontri	206	Handles, locks and end cups
Olive e piastre	218	Rollers and plates
Cremagliere e attacchi	238	Racks and supports
Binari a cementare e fissare	252	Tracks to be cemented and to be screwed for gates
Ruote zincate e tropicalizzate per cancelli	265	Galvanised and tropicalised wheels for gates
Cerniere a saldare per porte e finestre in acciaio	**330**	**Hinges to be welded for steel doors and windows**
Cuscinetti torniti	334	Turned bearings
Cerniere a 2 e 3 ali	336	Hinges with 2 and 3 wings
Cerniere a goccia tornite	358	Turned drop hinges
Cerniere per porte blindate	362	Hinges for armoured doors
Cerniere Futura	372	Hinges "Futura"
Cerniere vasistas	376	Hinges for transom window
Chiusure industriali	**380**	**Industrial locks**
Cricchetti e ferrogliere	383	Catches and staples
Maniglie per porte in ferro	388	Lever handles for steel doors
Maniglioni in tubolare	393	Tubular handles
Maniglioni a tirare	394	Pull handles
Cariglioni e aste	401	Lever bolts and bars
Catenacci per porte in legno e ferro	**408**	**Bolts for wooden and steel doors**
Catenacci ad incasso	410	Flush-mounted bolts
Catenacci a leva	418	Level bolts
Catenacci a saldare	420	Bolts to be welded
Catenacci porta lucchetto	424	Padlock-bolts
Catenacci a fissare	429	Bolts to be screwed
Catenacci pesanti	436	Heavy bolts
Heavy Door cancelli pesanti - autoportanti - portoni a libro	**438**	**Sliding gate - Cantilever Gate System - Folding Doors**
Heavy Door - accessori per cancelli pesanti ad anta e scorrevoli	440	HEAVY DOOR series - accessories for heavy gates-swing and slinding
Cantilever Gate System - accessori per cancelli autoportanti a sbalzo	456	CANTILEVER gates – Cantilever Gate System
Ciclope Door - accessori per portoni a libro industriali	508	Ciclope – accessories for folding doors
Distinta accessori Ciclope Door	534	Data sheet ciclope – kit accessories for folding doors

© Copyright Comunello

Valori & servizi

© Copyright Comunello



Comunello: Values and Services
Comunello: Valeurs et services
Comunello: Werte und Dienstleistung

Ricerca e sviluppo

Ricerca e sviluppo di nuovi prodotti secondo le normative europee

Research and development of new products according to European Regulations

Recherche et développement de nouveaux produits d'après les normes européennes

Forschung und Entwicklung neuer Produkte nach europäischer Regelung

Logistica e distribuzione

Servizio di logistica e distribuzione su tutto il mercato attraverso un importante network di trasporti

Logistics and distribution service on all the market by means of an important network of transports

Service de logistique et distribution sur tout le marché à travers d'un important réseau de transports

Logistik und Vertrieb auf dem ganzen Markt durch ein gut entwickeltes Beförderungsnetz

Politiche ambientali

Politiche ambientali iso 14000 per rispettare l'ambiente che ci circonda

ISO 14000 environmental policies to respect the surroundings

Politiques de l'environnement ISO 14000 pour le respect de ce qui nous entoure

ISO 14000 Umweltfreundliche Politik , um die Umwelt zu schützen

© Copyright Comunello

La tecnologia

Profilatura

Profilatura di monorotaie e binari per cancelli

Profiling of tracks and guides for gates

Profilage des guides et des rails pour portails

Einfachschiene- und Laufschieneprofilierung für Tore

Piegatura

Piegatura di maniglioni in acciaio per porte

Bending of steel pull-handles for doors

Pliage des poignées en acier pour portes

Biegen von Stossgriffe aus Stahl für Türe

Stampaggio a freddo

Stampaggio a freddo di tutti i componenti per i prodotti della gamma comunello

Cold forming of all the parts for Comunello product lines

Frappe à froid de tous les éléments qui composent les produits de la gamme Comunello

Kaltformung aller Zubehöre für die Produkte des Comunello Bereiches

© Copyright Comunello

Technologie

Technologie

Technologie

Stampaggio lamiera

Stampaggio della lamiera

Sheet metal forming

Frappe de la tôle

Formstanzen

Tornitura

Tornitura di particolari e ruote per cancelli

Lathing of parts and wheels for gates

Tournage des détails et des roues pour portails

Drehen von Teile und Rolle für Tore

Pressofusione

Pressofusione alluminio

Aluminium die casting

Pression de l'aluminium

Aluminiumdruckguss

© Copyright Comunello

Materiali di qualità



Filo acciaio

Filo di acciaio per lo stampaggio a freddo

Steel wire for cold forming

Fil d'acier pour la frappe à froid

Drahtstahl für die Kaltformung

Tubi acciaio

Tubi in acciaio inox aisi 316L per la produzione dei maniglioni

Aisi 316L stainless steel tubes for the production of pull-handles

Tuyaux en acier inox AISI 316L pour la production des poignées

Röhre aus Edelstahl AISI 316L für die Stossgriffsfertigung

© Copyright Comunello

Comunello: qualità dei materiali



Quality of material

Qualité des matériaux

Werkstoffqualität

Acciaio

Acciaio di diverse tipologie a seconda dei prodotti della gamma comunello

Different kinds of steel according to Comunello product lines

Aciers des différents types selon les produits de la gamme Comunello

Verschiedenartiger Stahl auf Grund des Produktbereiches von Comunello

Alluminio

Pani di alluminio per stampaggio di particolari

Aluminium ingots for parts forming

Saumons d'aluminium pour la frappe de détails

Aluminiummassel für Teile Kaltformung

Trafilati

Trafilati per cremagliere e ruote per cancelli

Drawn wireworks for racks and wheels for gates

Tréfilés pour crémaillères et galets pour portails

Gezogene Profile für Zahnstange und Rolle für Tore

© Copyright Comunello

Certificato N. IT97/0060

SGS

FRATELLI COMUNELLO S.p.A.

Via Cassola, 64 - 36027 ROSA' (VI) - Italia
Stabilimento: Via Vica, 21 - 36027 ROSA' (VI) - Italia
Stabilimento: Via Andolfato, 126 - 36022 CASSOLA (VI) - Italia
Stabilimento: Via Col Petoll, 6 - 36022 CASSOLA (VI) - Italia
Stabilimento: Via G. Dorna, 1 - 32036 FONZASO (BL) - Italia
Stabilimento: Viale Trento, 51 - 33077 SACILE (PN) - Italia

ISO 9001 / UNI EN ISO 9001:2000

Progettazione e produzione di accessori per serramenti. Stampaggio a freddo di componenti meccanici in leghe metalliche

Settore EA: 17

Prima emissione: 20/05/1997
Ultima emissione: 25/06/2007

SINCERT

ISO 9000
With the ISO 9000 series of standards, the International Organization for Standardization (ISO) has defined the international requirements for Quality Management Systems, which are applicable to any type of company process in any sector. The current version of the ISO 9000 standards was published in 2000.
The standards are subdivided as follows:
- ISO 9000, which describes the terminology and essential principles of Quality Management Systems and their organization;
- ISO 9001, which defines the requirements for Quality Management Systems;
- ISO 9004, which provides guidelines for improving organizational performance.

The ISO 9001:2000 standard specifies the requirements that a Quality Management System must have to demonstrate an organization's ability to provide products conforming to customer requirements and any applicable legal requirements and/or specifications and is oriented towards customer satisfaction.
ISO 9001:2000 is based on a "structure by processes".
The process approach consists in the ability to manage a given organization's activities through the identification and control of the related processes and interactions in a systematic and organic way.
The standard takes into account all processes related to Quality Management, from managing contracts obtained from customers through to the delivery of the finished product. The objective is to have a universal base for managing Quality Systems, independently of the type of company or economic sector it belongs to.

ISO 9000
Les normes de la série ISO 9000 ont été produites par l'ISO (l'Organisation internationale de normalisation) afin de définir les exigences internationales pour les systèmes de gestion de la qualité et sont applicables à tous les types de système ou de secteur d'entreprise. La version actuelle des normes ISO 9000 a été publiée en 2000.
On distingue les normes suivantes :
- ISO 9000 qui décrit la terminologie et les principes de base des systèmes de gestion de la qualité et de leur organisation ;
- ISO 9001 qui définit les exigences pour les systèmes de gestion de la qualité ;
- ISO 9004 qui est une ligne directrice pour l'amélioration des performances des organismes.

La norme ISO 9001:2000 spécifie les exigences qu'un système de gestion de la qualité doit posséder pour démontrer la capacité d'un organisme à fournir des produits conformes aux exigences des clients et à d'éventuelles prescriptions et/ou spécifications applicables et a pour but d'accroître la satisfaction du client. La norme ISO 9001:2000 se base sur une « structure par processus ».
L'approche par processus repose sur la capacité à gérer les activités d'un organisme déterminé au travers de l'identification et du contrôle de ses processus et interactions de manière systématique et structurée.
La norme tient compte de tous les processus liés à la gestion de la qualité, de la gestion des contrats émanant des clients jusqu'à la livraison du produit fini. L'objectif est de disposer d'une base universelle pour la gestion des systèmes qualité, indépendamment du type d'entreprise ou du secteur économique auquel elle est appliquée.

ISO 9000
Die Normen der Reihe ISO 9000 sind von der ISO (International Organization for Standardization) geschaffen worden, um internationale Anforderungen an Qualitätsmanagementsysteme festzulegen, die auf jede Art von Prozess oder Unternehmensbereich anwendbar sind. Die aktuelle Fassung der Normen ISO 9000 ist im Jahre 2000 veröffentlich worden.
Die Normen sind folgendermaßen untergliedert:
- ISO 9000 erläutert die Grundlagen und Begriffe zu Qualitätsmanagementsystemen und ihrer Organisation;
- ISO 9001 legt die Anforderungen an ein Qualitätsmanagementsystem fest;
- ISO 9004 stellt einen Leitfaden dar, der die Verbesserung der Leistungen von Organisationen betrachtet.

Die Norm ISO 9001:2000 nennt die Anforderungen, die ein Qualitätsmanagementsystem besitzen muss, um die Fähigkeit einer Organisation darzulegen, Produkte bereitzustellen, welche die Anforderungen der Kunden sowie einschlägiger Vorschriften oder anwendbarer Spezifikationen erfüllen. Die Norm strebt an, die Kundenzufriedenheit zu erhöhen.
ISO 9001:2000 ist "prozessorientiert". Der Prozessansatz betrachtet die Fähigkeit, Tätigkeiten einer bestimmten Organisation mithilfe der Identifizierung und Überwachung der jeweiligen Prozesse und Wechselwirkungen systematisch und organisch zu steuern. Die Norm berücksichtigt sämtliche Prozesse, die mit dem Qualitätsmanagement im Zusammenhang stehen. Sie reichen vom Management der Kundenverträge bis zur Auslieferung des Fertigerzeugnisses. Ziel ist es, eine allgemeingültige Grundlage für das Management von Qualitätssicherungssystemen zu schaffen, die unabhängig ist von der Art des Unternehmens oder des Wirtschaftsbereiches, in dem sie zur Anwendung kommt.

© Copyright Comunello

Le norme della serie ISO 9000 sono state prodotte dall'ISO (International Organization for Standardization) per definire i requisiti internazionali per i sistemi di gestione per la qualità e sono applicabili a qualsiasi tipo di processo o settore aziendale.

La versione attuale delle norme ISO 9000 è stata pubblicata nell'anno 2000. Le norme sono suddivise in:

- ISO 9000 che descrive le terminologia e i principi essenziali dei sistemi di gestione qualità e della loro organizzazione;
- ISO 9001 per la definizione dei requisiti dei sistemi qualità;
- ISO 9004 che è una linea guida per il miglioramento delle prestazioni delle organizzazioni.

La Norma ISO 9001:2000 specifica i requisiti che un sistema di gestione per la qualità deve possedere per costituire dimostrazione della capacità di un'Organizzazione di fornire prodotti conformi ai requisiti dei clienti e ad eventuali prescrizioni e/o specifiche applicabili ed è finalizzata ad accrescere la soddisfazione del cliente.
La ISO 9001:2000 si basa su di una "struttura per processi"
L'approccio per processi, consiste nella capacità di gestire le attività di una determinata organizzazione attraverso l'identificazione e il controllo dei relativi processi e interazioni in modo sistematico ed organico.
La norma tiene conto di tutti i processi correlati alla gestione della qualità, dalla gestione dei contratti ricevuti dai clienti, fino alla consegna del prodotto finito. L'obiettivo è di avere una base universale per la gestione dei sistemi qualità, indipendentemente dalla tipologia di azienda o dal settore economico in cui viene applicata.

SYSTEM CERTIFICATION
ISO 9001
SGS

ISO 9001

© Copyright Comunello

Certificato IT06/0419

SGS

FRATELLI COMUNELLO S.p.A.

Sede legale ed operativa:
Via Cassola, 64 - 36027 ROSA' (VI) – Italia

ISO 14001 / UNI EN ISO 14001:2004

Progettazione, lavorazioni meccaniche, stampaggio a freddo e pressofusione per la produzione di accessori in metallo per serramenti.

Settore EA: 17

Prima emissione: 23/05/2006
Ultima emissione: 07/08/2007

Valido fino al 23/05/2009 subordinato all'esito soddisfacente delle attività di sorveglianza annuale

Autorizzato da

Paolo Pravettoni

SGS ITALIA S.p.A. - Systems & Services Certification
Via C. Goldoni, 6/A - 20129 MILANO - Italy
t. +39 02 12 03 1 - f. +39 02 70 10 94 99 - www.sgs.com

SINCERT

ISO 14001
With the ISO 14000 series of standards, the International Organization for Standardization (ISO) has defined the international requirements for Environmental Management Systems.
The current version of the ISO 14000 standards was published in 2004.

Within the 14000 family, ISO 14001 defines the guidelines for implementing an Environmental Management System (EMS) that allows an organization to formulate and implement an environmental policy and establish objectives, taking into account legislative requirements and information about significant environmental impacts.
ISO 14001 is a generic standard, applicable to any type of company in both the services and manufacturing sectors.
ISO 14001 certification does not mean that a company has achieved any particular environmental performance or has low environmental impact but rather that the certified organization has an adequate management system for controlling the environmental impacts of its own activities and systematically seeks to improve them in a coherent, effective and, most of all, sustainable way.

ISO 14001
Les normes de la série ISO 14000 ont été produites par l'ISO (l'Organisation internationale de normalisation) pour définir les exigences internationales pour les systèmes de gestion environnementale.
La version actuelle des normes ISO 14000 a été publiée en 2004.

La norme ISO 14001, figurant parmi les normes de la série 14000, définit les exigences de base pour la réalisation d'un système de gestion environnementale (SGE) de manière à permettre à un organisme de formuler et de mettre en oeuvre une politique environnementale et d'établir des objectifs en tenant compte des prescriptions de la loi et des informations concernant les impacts environnementaux d'envergure.
La norme ISO 14001 est une norme générique, applicable à tous les types d'entreprise, à la fois dans le secteur des services et dans le secteur manufacturier.
La certification ISO 14001 n'atteste pas d'une performance environnementale particulière ni d'un faible impact environnemental mais démontre plutôt que l'organisme certifié possède un système de gestion capable de garder sous contrôle les impacts environnementaux dérivant de ses activités et qu'il recherche systématiquement à l'améliorer de manière cohérente, efficace et surtout soutenable.

ISO 14001
Die Normen der Reihe ISO 14000 sind von der ISO (International Organization for Standardization) geschaffen worden, um international gültige Anforderungen an Umweltmanagementsysteme festzulegen.
Die aktuelle Fassung der Normen ISO 14000 ist im Jahre 2004 veröffentlicht worden.

Als Teil der Familie 14000 legt die Norm ISO 14001 Leitlinien für die Implementierung eines Umweltmanagementsystems (UMS) fest, die es einer Organisation ermöglichen, unter Berücksichtigung der Gesetzesbestimmungen und Einbeziehung von Informationen über maßgebliche Umweltbelastungen eine Umweltpolitik zu formulieren und umzusetzen sowie Umweltziele festzulegen.
Die Norm ISO 14001 ist eine Grundnorm, die auf alle Unternehmensarten im Dienstleistungs- wie im Fertigungsbereich anwendbar ist.
Die Zertifizierung ISO 14001 bescheinigt weder eine bestimmte Umweltleistung, noch umweltschonendes Handeln. Vielmehr legt sie dar, dass die zertifizierte Organisation ein Managementsystem unterhält, das geeignet ist, die negativen Auswirkungen seiner eigenen Tätigkeiten auf die Umwelt unter Kontrolle zu halten, als auch dass diese Organisation außerdem systematisch eine konsequente, effiziente und vor allem nachhaltige Verbesserung des Systems anstrebt.

© Copyright Comunello

Comunello: la certificazione ambientale ISO 14001

Le norme della serie ISO 14000 sono state prodotte dall'ISO (International Organization for Standardization) per definire i requisiti internazionali per i Sistemi di Gestione Ambientale.

La versione attuale delle norme ISO 14000 è stata pubblicata nell'anno 2004.

Fra le norme della famiglia 14000, la ISO 14001 definisce i requisiti guida per l'implementazione di un Sistema di Gestione Ambientale (SGA) in modo tale da permettere ad un'organizzazione di formulare ed attuare una politica ambientale e stabilire degli obiettivi, tenendo conto delle prescrizioni legislative e delle informazioni riguardanti gli impatti ambientali significativi.
La norma ISO 14001 è una norma generica, applicabile a qualsiasi tipo di azienda, sia nel settore dei servizi sia in quello manifatturiero.
La certificazione ISO 14001 non attesta una particolare prestazione ambientale, né un basso impatto ambientale, ma invece dimostra che l'organizzazione certificata, ha un sistema di gestione adeguato a tenere sotto controllo gli impatti ambientali delle proprie attività, e ne ricerchi sistematicamente il miglioramento in modo coerente, efficace e soprattutto sostenibile.

SYSTEM CERTIFICATION
ISO 14001
SGS

ISO 14001

© Copyright Comunello

Accessori per portoni

Carrelli con cuscinetto

Carrello a 4 ruote con cuscinetto

2 And 4 wheel trolleys with bearings

Chariots à 2 et 4 roues avec roulement

Zweirädrige und vierrädrige Laufwerke mit Lager



Monorotaie e supporti

Monorotaia per carrelli

Guide for trolleys

Guides pour chariots

Einfachschiene für Rollenböcke

Monorotaie e supporti

Supporto per monorotaia regolabile a parete

Adjustable wall support for guides

Supports pour guides réglables au mur

Verstellbar Wandbügel für Einfachschiene

© Copyright Comunello

Accessori per portoni scorrevoli superiori e ad ante

Accessories for sliding and folding doors

Accessoires pour portails coulissants supérieurs et à vantaux

Zubehöre für obere Schiebetore und Flügeltore

Monorotaie e supporti

Supporto per monorotaia regolabile a soffitto

Adjustable ceiling support for guides

Supports pour guides réglables au plafond

Verstellbarer Deckebügel für Einfachschiene

Perni inferiori e cerniere

Perno inferiore di guida

Lower drive pivots

Pivots de guide inférieurs

Führungsunterstifte

Perni inferiori e cerniere

Piastrina con oliva di guida

Drive plates with roller

Platines avec rouleau de guide

Platte mit Führungsrolle

© Copyright Comunello

Carrello a 2 ruote

Trolley with 2 wheels
Chariot à 2 galets
Zweirädriger Rollenapparat

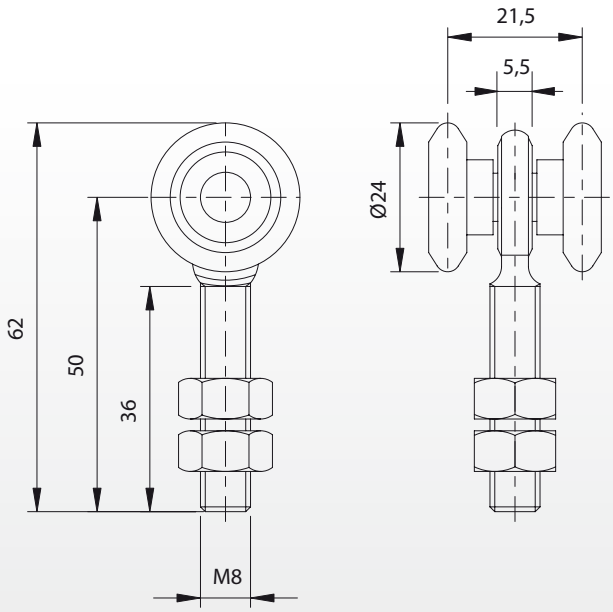

Articolo	Misura	Codice	Kg		Kg
2	piccolo Ø24	10100505 001	30	16	1,20

Art. 2 piccolo

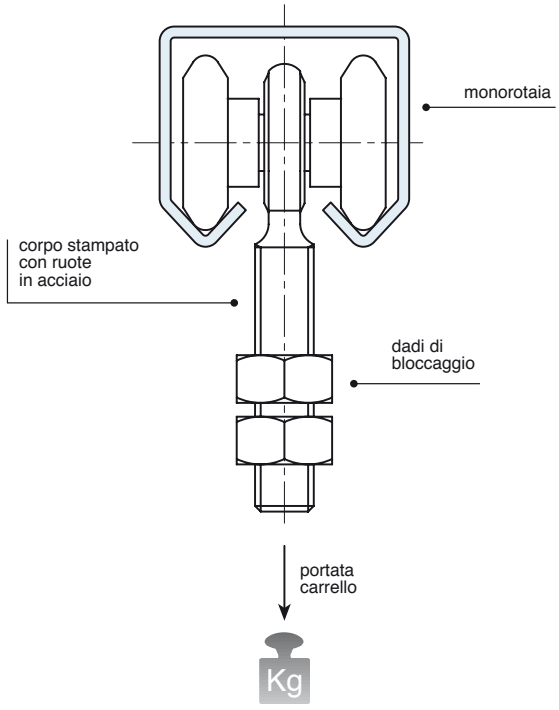

© Copyright Comunello

Carrello a 2 ruote con cuscinetto

Trolley with 2 wheels and bearing
Chariot à 2 galets avec roulement
Zweirädriger Rollenapparat mit Kugellager

2C medio - grande

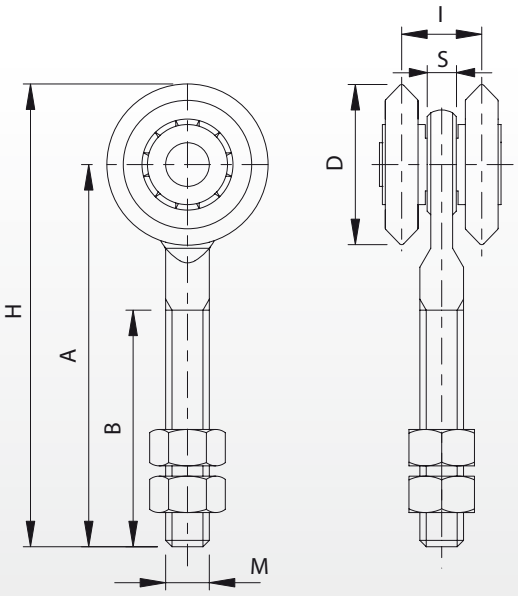

Articolo	Misura	Codice	A	B	D	I	H	M	S		Kg		Kg
2C	medio Ø44	10100610 001	105	65	Ø44	22	127	M12	8	2	250	16	5,00
2C	grande Ø54	10100615 001	122	80	Ø54	30	149	M20	10	2	350	16	10,80

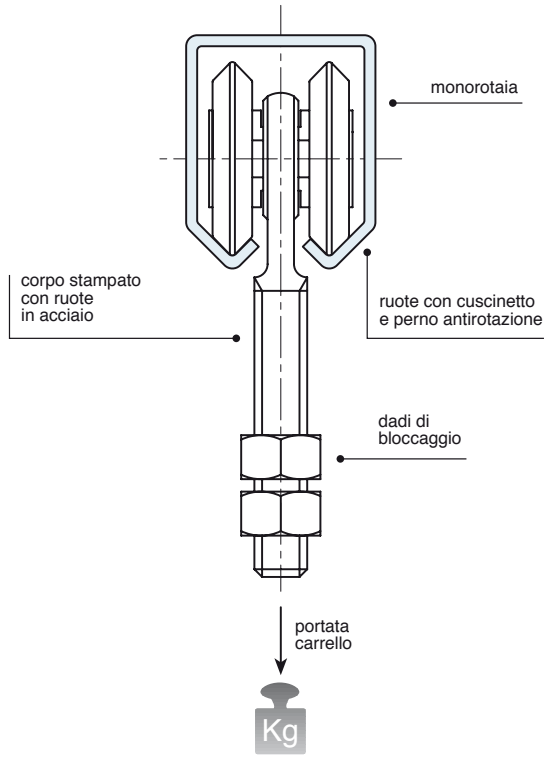

Art. 2C medio

Art. 2C grande

© Copyright Comunello

Comunello Professional®

4 piccolo

Carrello a 4 ruote
Trolley with four wheels
Chariot à 4 galets
Vierrädriger Rollenapparat

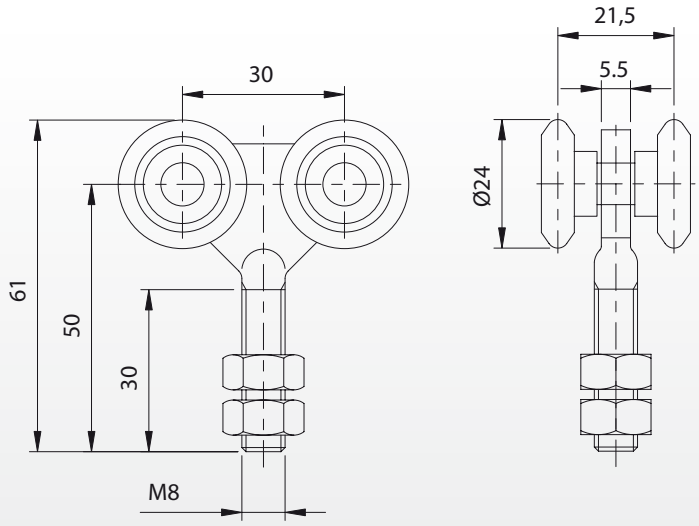

Articolo	Misura	Codice	Kg		Kg
4	piccolo Ø24	10101005 001	50	16	2,10

Art. 4 piccolo

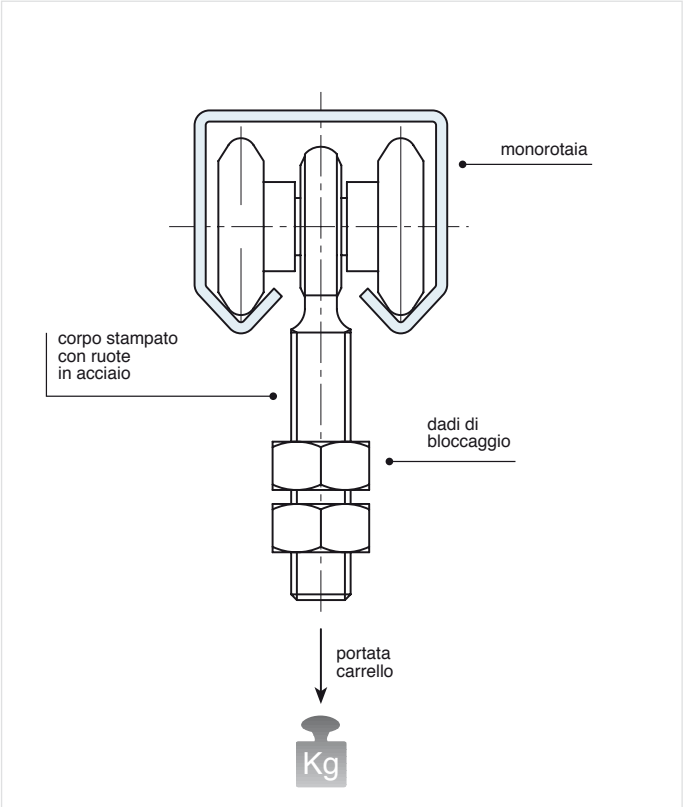

© Copyright Comunello

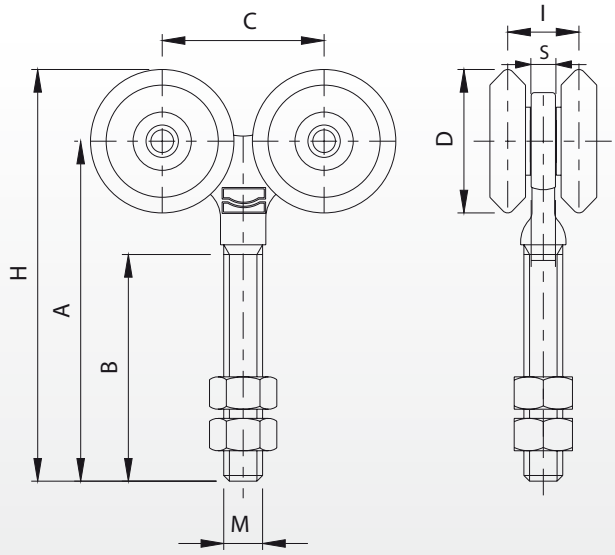

Articolo	Misura	Codice	A	B	C	D	H	I	M	S		Kg		Kg
4C	medio Ø44	10101110 001	105	70	50	Ø44	127	22	M12	7	4	280	16	9,30
4C	grande Ø54	10101115 001	125	80	60	Ø54	152	30	M20	10	4	400	16	19,60

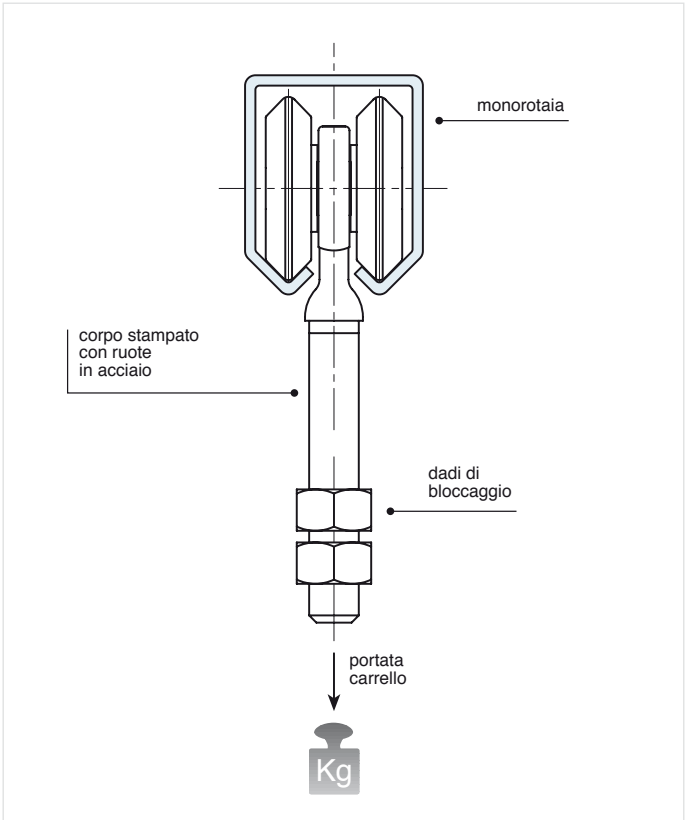

Art. 4C medio

Art. 4C grande

© Copyright Comunello

Carrello a 2 ruote girevole

Turning trolley with two wheels
Chariot à 2 galets pivotant
Zweirädriger Schwenkrollenapparat

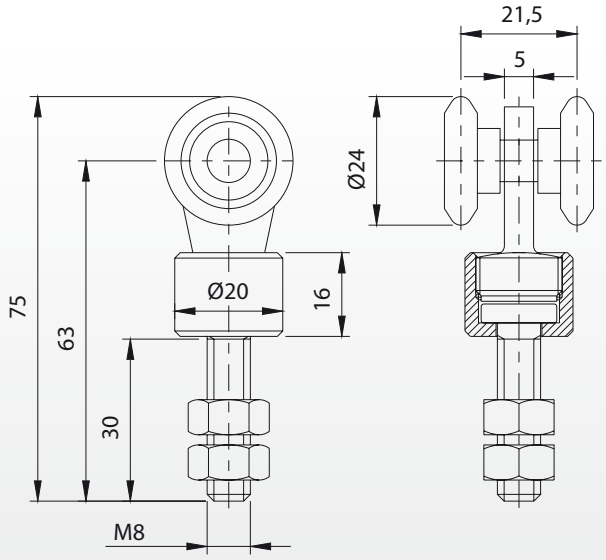

Articolo	Misura	Codice	Kg		Kg
8	piccolo Ø24	10102005 001	30	16	1,80

Art. 8 piccolo

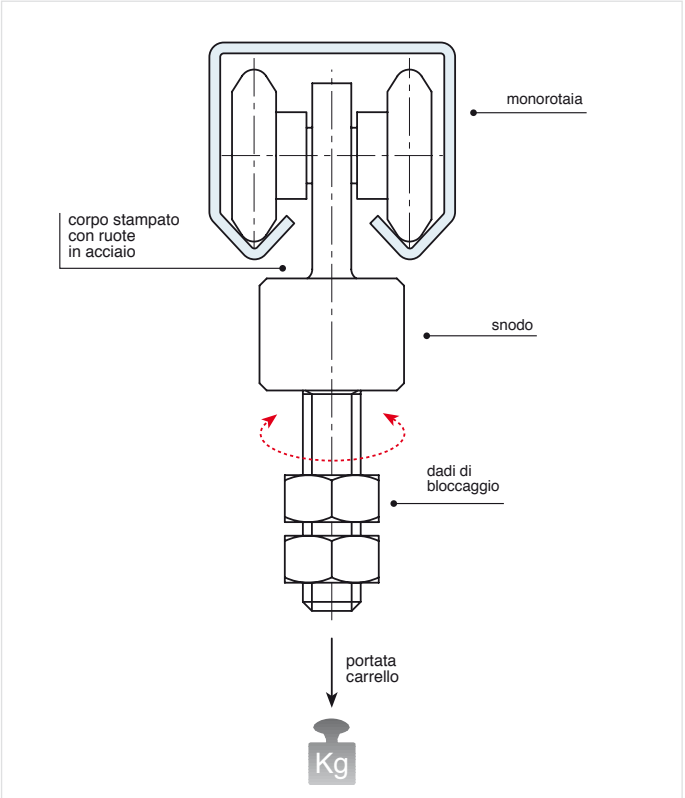

© Copyright Comunello

Carrello a 2 ruote girevole con cuscinetti

Turning trolley with two wheels and bearings
Chariot à 2 galets pivotant avec roulements
Zweirädriger Schwenkrollenapparat mit Kugellagern

8C medio - grande

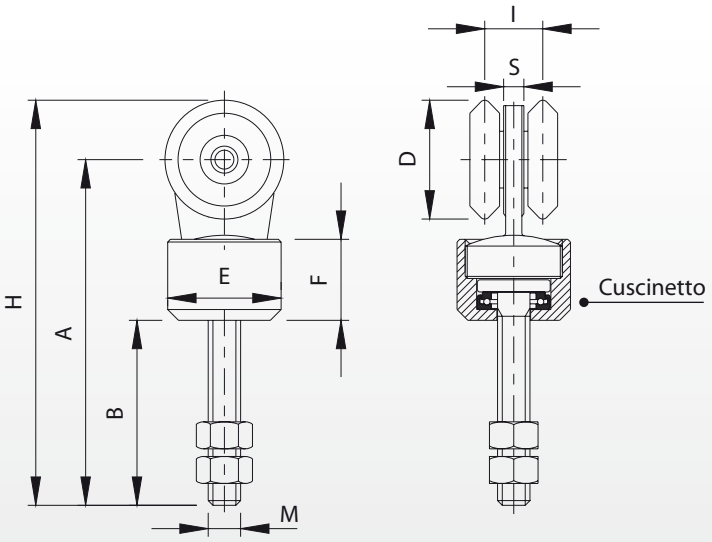

Articolo	Misura	Codice	A	B	D	E	F	H	I	M	S		Kg		Kg
8C	medio Ø44	10102110 001	128	68,5	Ø44	Ø42	30	150	22	M12	7,5	2	250	16	10,70
8C	grande Ø54	10102115 001	154,5	80,5	Ø54	Ø50	32	181,5	30	M18	10	2	350	16	19,90

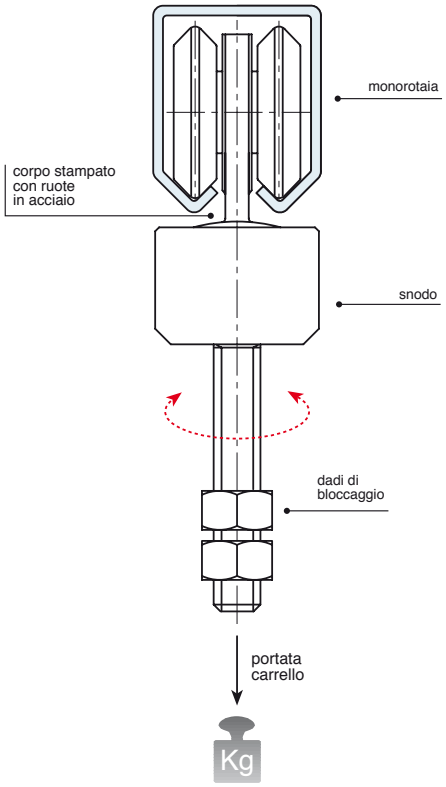

Art. 8C medio

Art. 8C grande

© Copyright Comunello

Comunello Professional®

Carrello a 4 ruote girevole

Turning trolley with four wheels
Chariot à 4 galets pivotant
Vierrädriger Schwenkrollenapparat

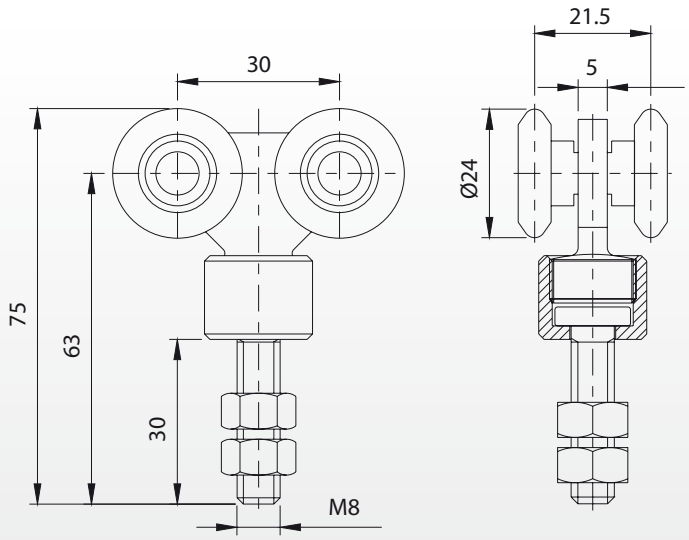

Articolo	Misura	Codice	Kg		Kg
10	piccolo Ø24	10102505 001	50	16	2,70

Art. 10 piccolo

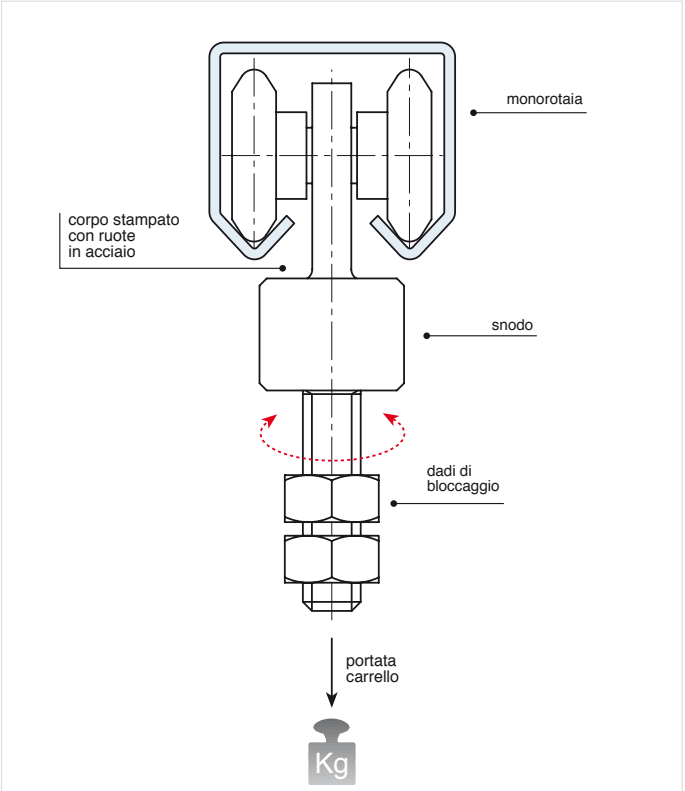

© Copyright Comunello

Carrello a 4 ruote girevole con cuscinetti

Turning trolley with four wheels and bearings
Chariot à 4 galets pivotant avec roulements
Vierrädriger Schwenkrollenapparat mit Kugellagern

10C medio - grande

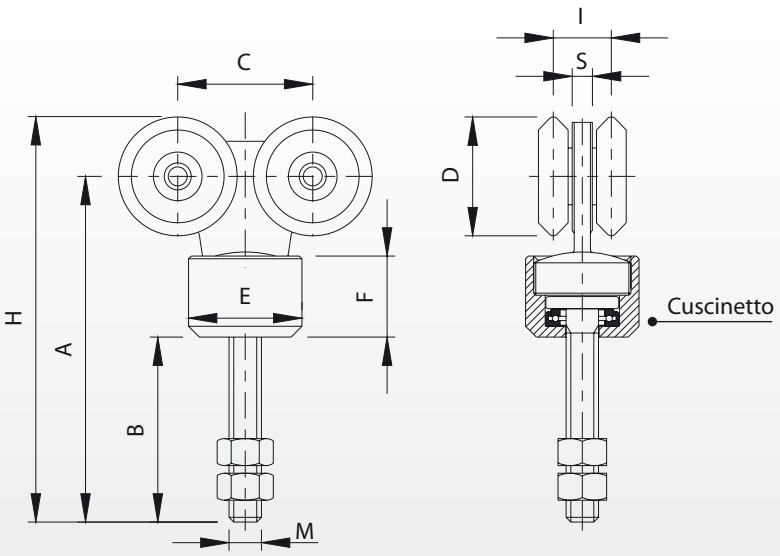

Articolo	Misura	Codice	A	B	C	D	E	F	H	I	M	S		Kg		Kg
10C	medio Ø44	10102610 001	128	68,5	50	Ø44	Ø42	30	150	22	M12	7,5	4	280	16	15,00
10C	grande Ø54	10102615 001	154,5	80,5	60	Ø54	Ø50	32	181,5	30	M18	10	4	350	16	27,00

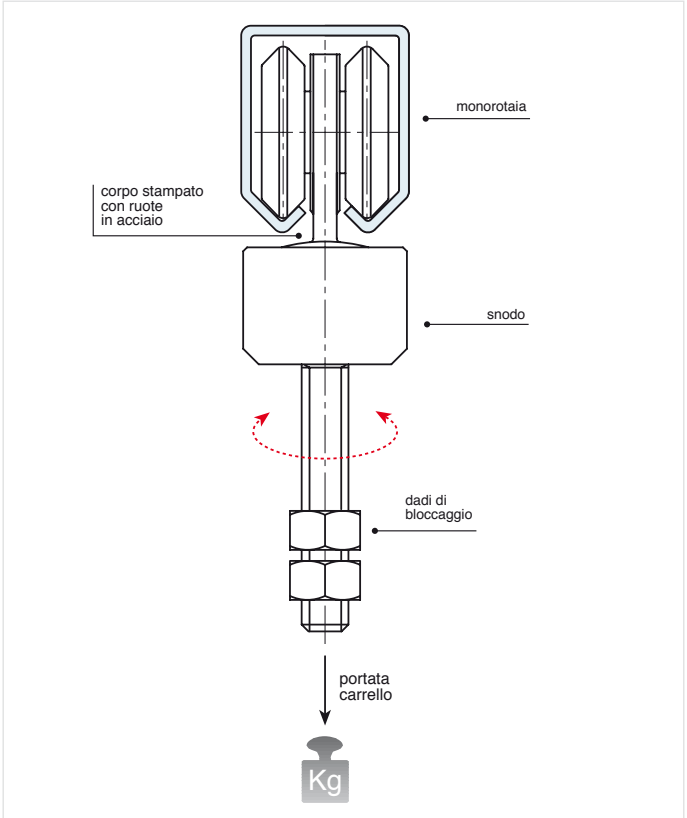

Art. 10C medio

Art. 10C grande

© Copyright Comunello

Comunello Professional®

14C medio - grande

Carrello a 2 ruote con cuscinetto e cerniera ad 1 ala

Trolley with two wheels, bearings and one wing hinge
Chariot avec 2 galets, roulements et paumelle à 1 aile
Zweirädriger Rollenapparat mit Kugellager und 1-Lasche-Torband

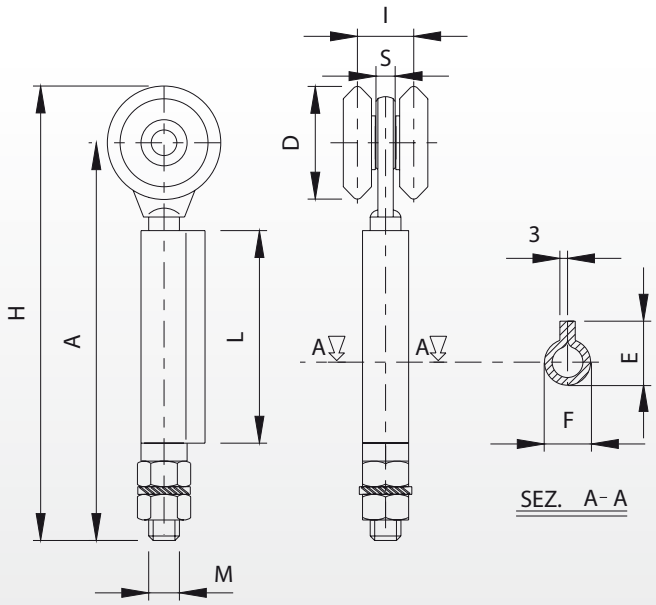

Articolo	Misura	Codice	A	D	E	F	H	I	L	M	S		Kg		Kg
14C	medio Ø44	10103110 001	147	Ø44	25	Ø17,6	169	22	83	M12	7,5	2	250	16	7,90
14C	grande Ø54	10103115 001	180,5	Ø54	27	Ø19,6	207,5	30	98	M12	10	2	270	16	14,10

Art. 14C medio

Art. 14C grande

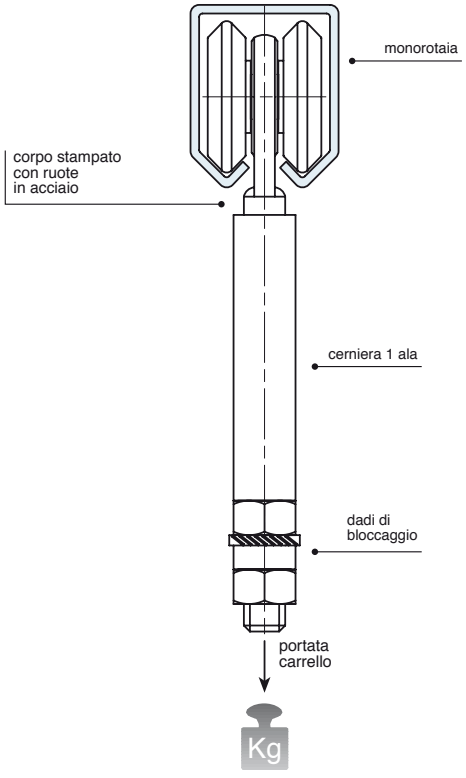

© Copyright Comunello

Carrello a 4 ruote con cuscinetto e cerniera 3 ali

Trolley with four wheels, bearings and 3 wings hinge
Chariot avec 4 galets, roulements et paumelle à 3 ailes
Vierrädriger Rollenapparat mit Kugellager und 3-Lasche-Torband

16C medio - grande

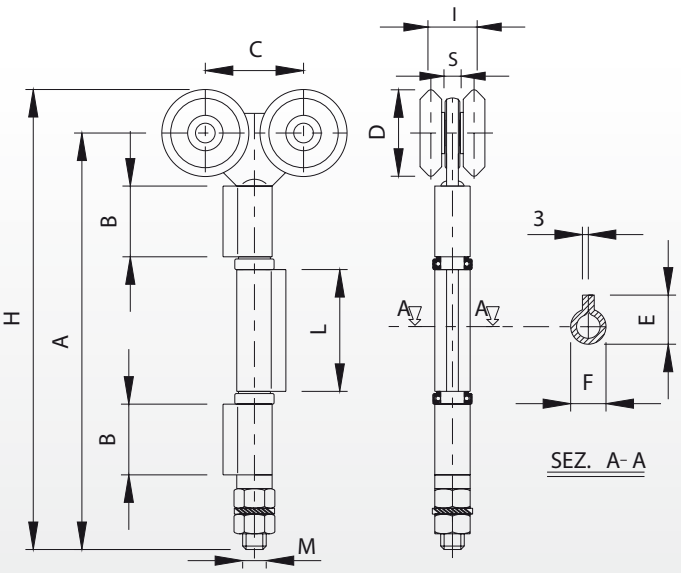



Articolo	Misura	Codice	A	B	C	D	E	F	H	I	L	M	S		Kg		Kg
16C	medio Ø44	10103610 001	212	36	50	Ø44	25	Ø17,6	234	22	58	M12	7,5	4	280	16	14,30
16C	grande Ø54	10103615 001	226	36	60	Ø54	27	Ø19,6	253	30	52	M12	10,0	4	300	16	23,00

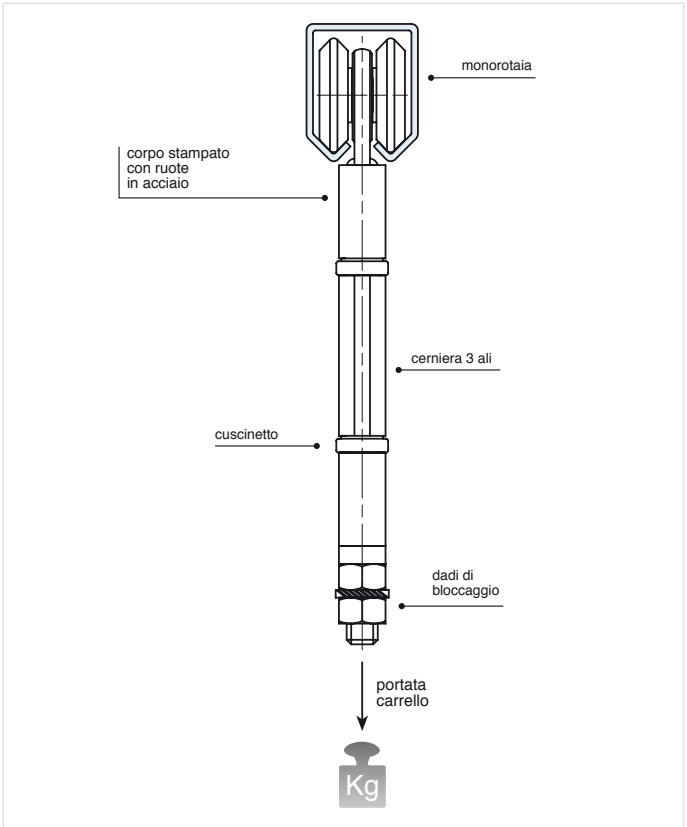

Art. 16C medio



Art. 16C grande

© Copyright Comunello

Comunello Professional®

20C medio - grande

Carrello a 4 ruote con cuscinetto e cerniera 1 ala

Trolley with four wheels, bearings and one wing hinge
Chariot avec 4 galets, roulements et paumelle à 1 aile
Vierrädriger Rollenapparat mit Kugellager und 1 Lasche-Torband

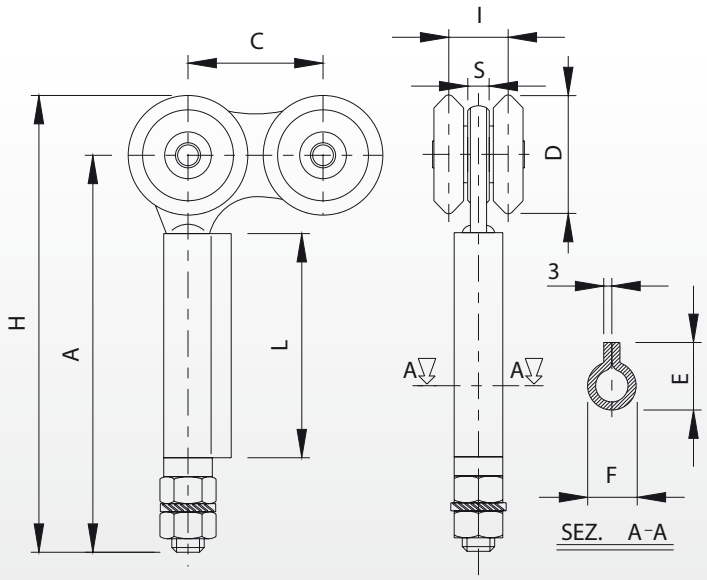

Articolo	Misura	Codice	A	C	D	E	F	H	I	L	M	S		Kg		Kg
20C	medio Ø44	10104610 001	147	50	Ø44	25	Ø17,6	169	22	83	M12	7,5	4	280	16	12,40
20C	grande Ø54	10104615 001	199,5	60	Ø54	27	Ø19,6	226,5	30	98	M12	10	4	300	16	23,50

Art. 20C medio

Art. 20C grande

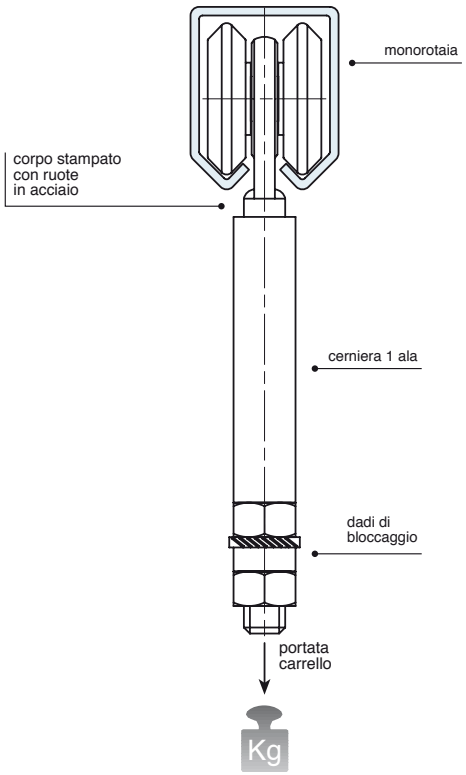

© Copyright Comunello

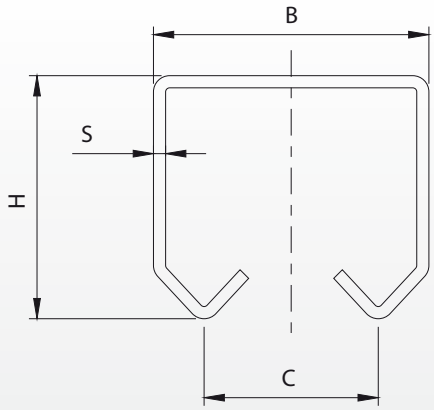



Articolo	Misura	Codice	B	C	H	L	S		Kg
24	piccolo L=6000	10200505 001	34	21,5	30	6000	1,5	1	10,00
24	medio L=6000	10200510 001	43	22	53	6000	2,5	1	19,00
24	grande L=6000	10200515 001	57	30	68	6000	3	1	30,00

Art. 24 piccolo

Art. 24 medio

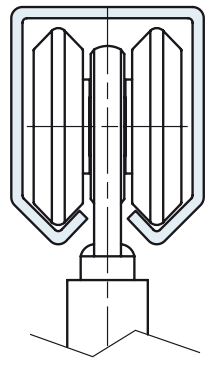



Art. 24 grande

© Copyright Comunello

22 piccolo - medio - grande

Supporto a soffitto per monorotaia art. 24

Ceiling support for track art.24
Support au plafond pour rail art.24
Decke-Lager für Stahlprofil Artikel 24

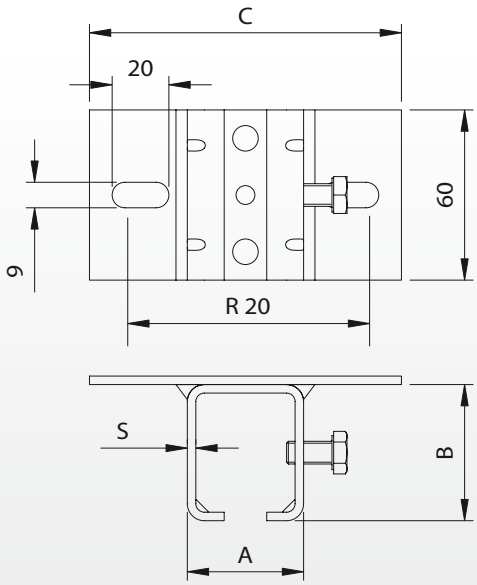

Articolo	Misura	Codice	A	B	C	D	S		Kg
22	piccolo	10605505 001	41	48	54	110	3	10	3,50
22	medio	10605500 001	52	73	64	120	4	10	4,60
22	grande	10605510 001	66	88	74	130	4	6	3,90

Art. 22 piccolo

Art. 22 medio

Art. 22 grande

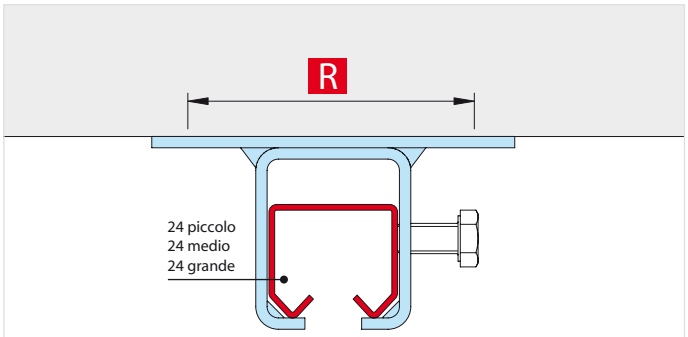

© Copyright Comunello

Supporto a parete per monorotaia art. 24

Wall support for track art.24
Support au mur pour rail art.24
Wand-Lager für Stahlprofil Artikel 24

23 piccolo - medio - grande

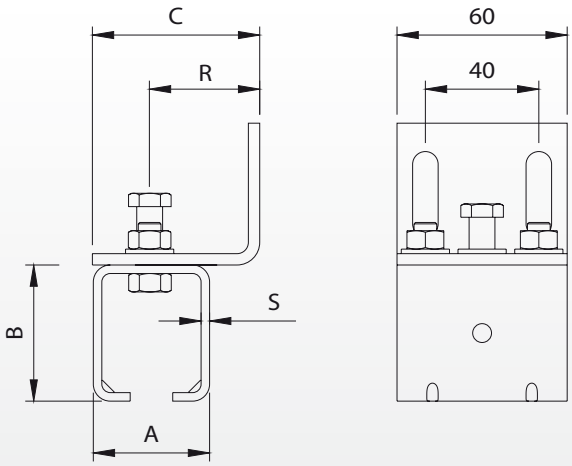

Articolo	Misura	Codice	A	B	C	R	S		Kg
23	piccolo	10605005 001	41	48	59	21-41	3	10	3,70
23	medio	10605000 001	52	73	69	25-45	4	10	4,00
23	grande	10605010 001	66	88	79	35-52	4	6	4,10

Art. 23 piccolo

Art. 23 medio

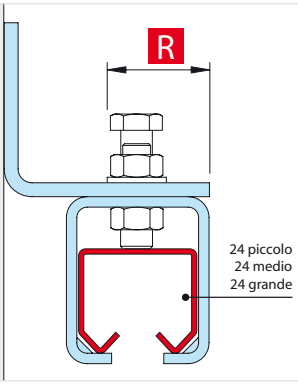

Art. 23 grande

© Copyright Comunello

Comunello Professional®

Abbinamenti carrelli, monorotaie e supporti a parete

Combination of trolleys, tracks and wall supports
Combinaison chariots, rails et supports au plafond
Satz von Laufwerke, Stahlprofile und Wand-Lager

Art. 2

Art. 4

Art. 22

Art. 24

Art. 22 piccolo

Art. 24 piccolo

Art. 2 piccolo

P = 30 kg

Art. 4 piccolo

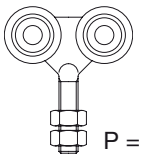
P = 50 kg

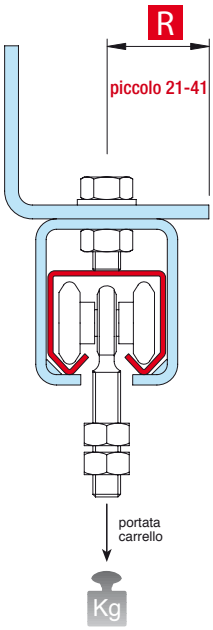

Art. 22 medio - 22 grande

Art. 24 medio - 24 grande

Art. 2C medio - 2C grande

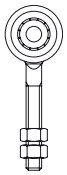
medio P = 250 kg
grande P = 350 kg

Art. 4C medio - 4C grande

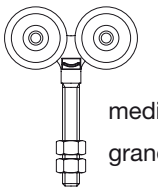
medio P = 280 kg
grande P = 400 kg

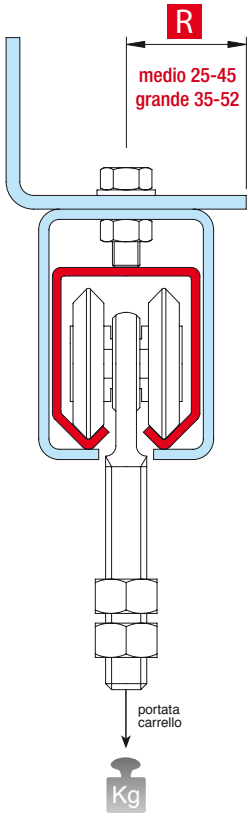

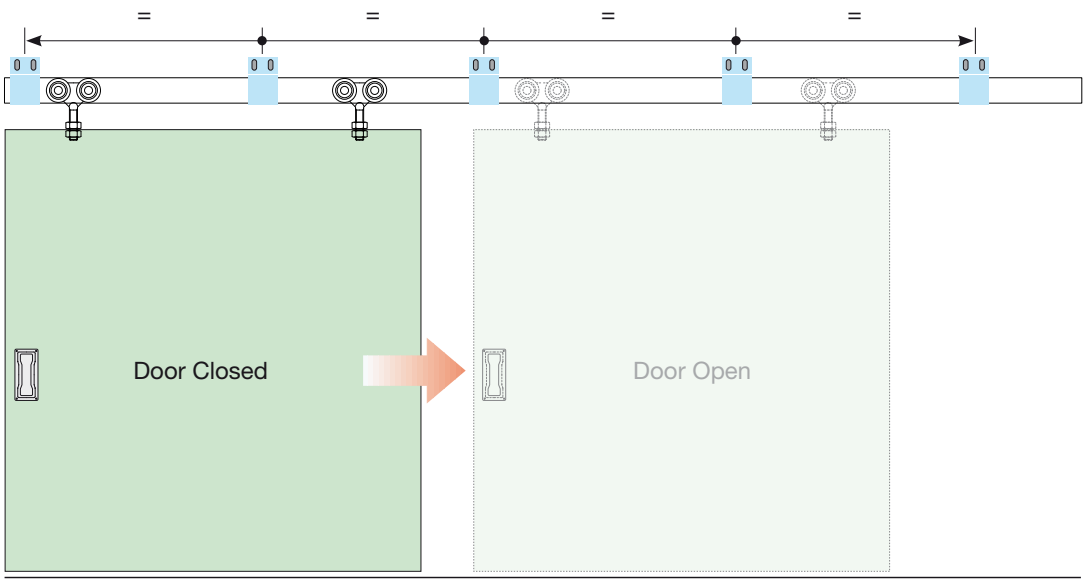

© Copyright Comunello

Art. 2

Art. 4

Art. 23

Art. 24

Art. 23 piccolo

Art. 24 piccolo

Art. 2 piccolo

P = 30 kg

Art. 4 piccolo

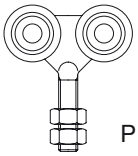
P = 50 kg

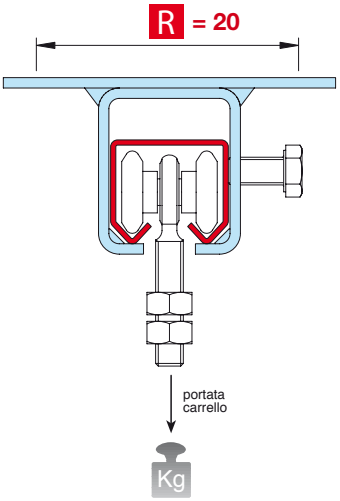

Art. 23 medio - 23 grande

Art. 24 medio - 24 grande

Art. 2C medio - 2C grande

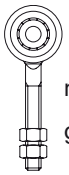
medio P = 250 kg
grande P = 350 kg

Art. 4C medio - 4C grande

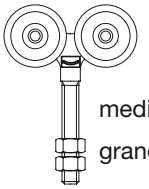
medio P = 280 kg
grande P = 400 kg

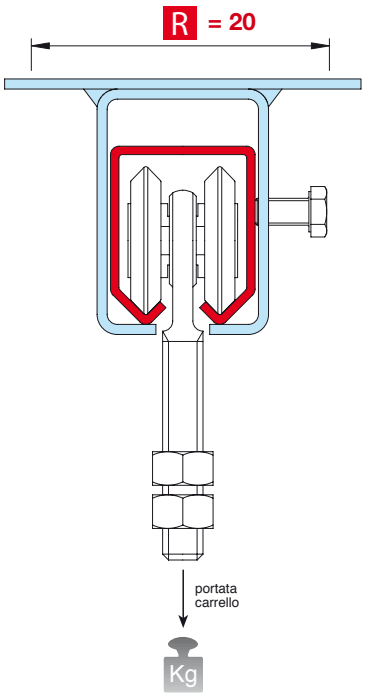

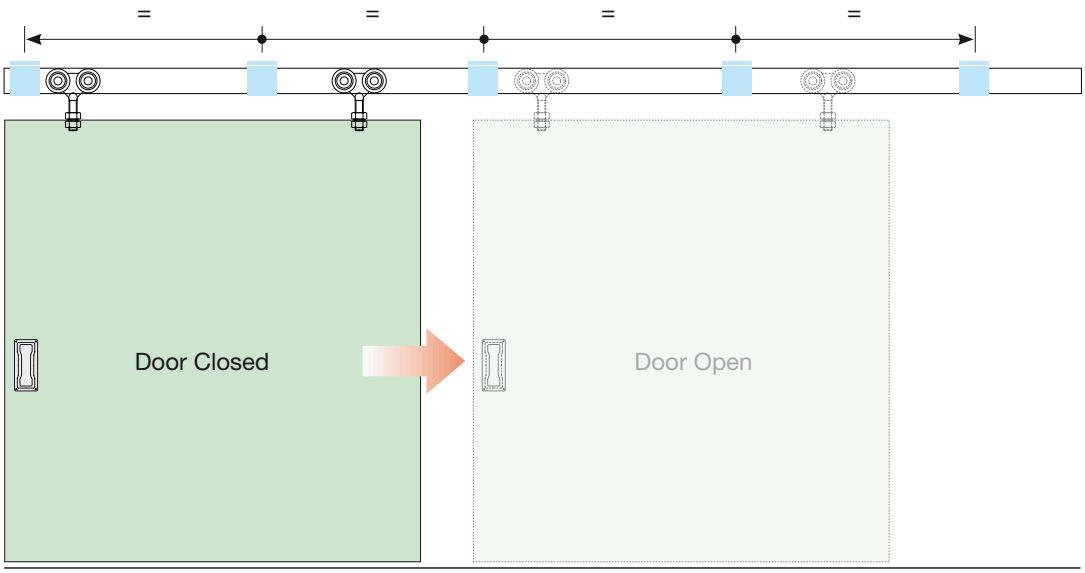

© Copyright Comunello

Perno inferiore con cerniera a 1 ala oliva in ottone

Bottom pivot with 1 wing hinge and brass roller
Pivot inférieur avec paumelle à 1 aile et rouleau en laiton
Unteres Fuehrungsband mit 1-Lasche und Fuehrungrolle aus Messing

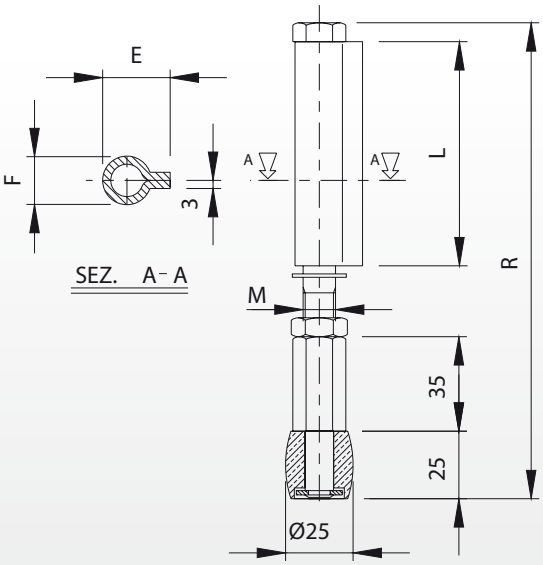

Articolo	Misura	Codice	E	F	L	M	R		Kg
26	medio	10300505 001	25	Ø17,6	83	M12	165 - 180	16	5,70
26	grande	10300510 001	27	Ø19,6	98	M14	185 - 200	16	7,60

Art. 26 medio

Art. 26 grande

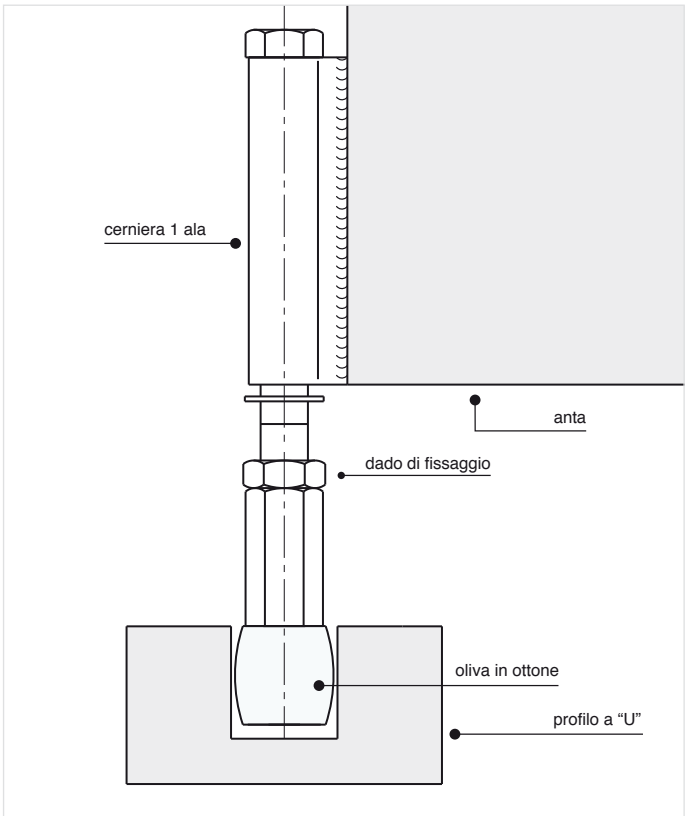

© Copyright Comunello

Perno inferiore con cerniera a 3 ali oliva in ottone

Bottom pivot with 3 wings hinge and brass roller
Pivot inférieur avec paumelle à 3 ailes et rouleau en laiton
Unteres Fuehrungsband mit 3-Lasche und Fuehrungrolle aus Messing

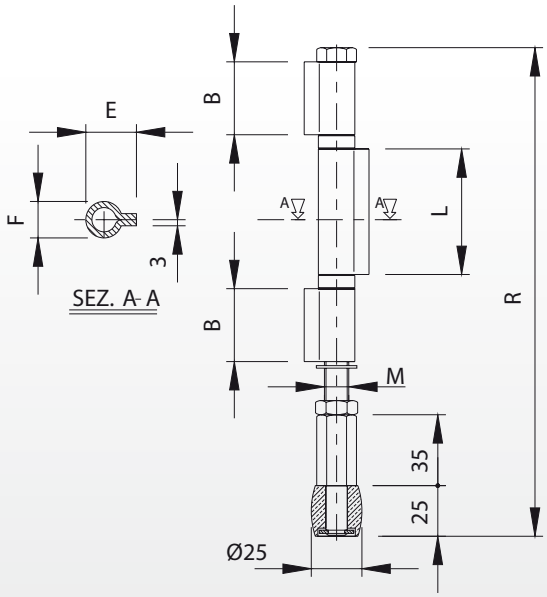

Articolo	Misura	Codice	B	E	F	L	M	R		Kg
28	medio	10301005 001	36	25	Ø17,6	58	M12	225 - 235	16	7,80
28	grande	10301010 001	36	27	Ø19,6	52	M14	227 - 242	16	9,00

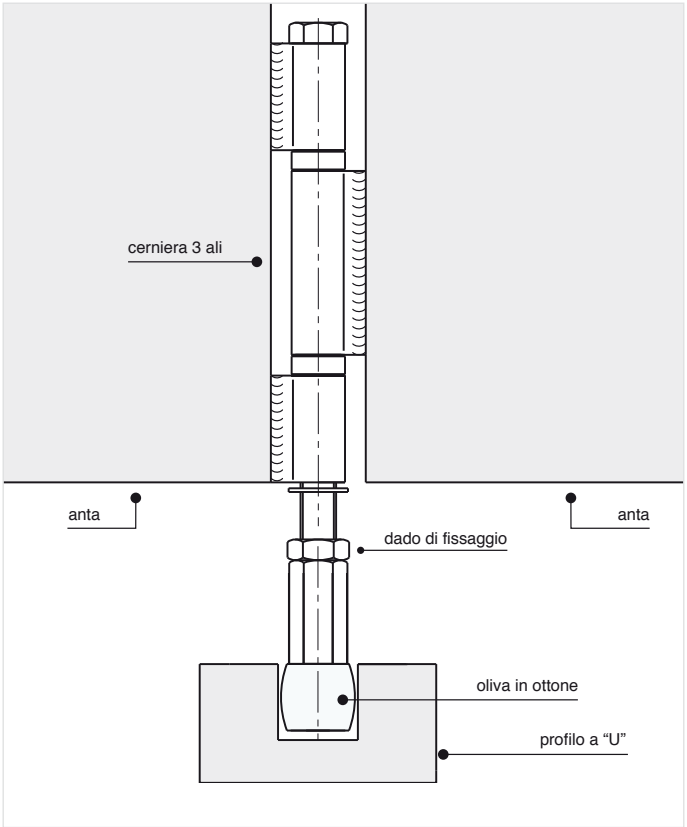

Art. 28 medio

Art. 28 grande

© Copyright Comunello

Perno filettato oliva in ottone

Threaded pivot with brass roller
Pivot taraudé avec rouleau en laiton
Bolzen mit Gewinde und Führungsrolle aus Messing

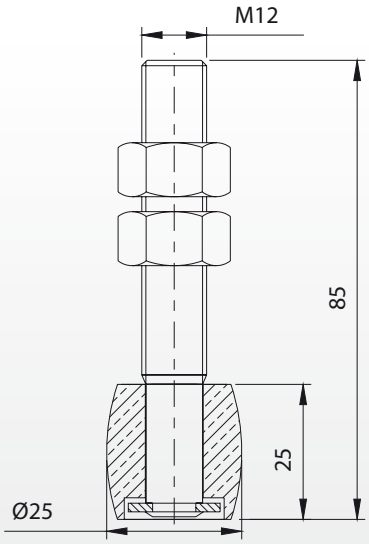

Articolo	Misura	Codice		Kg
30 - 25	Ø25	10301505 001	20	3,00

Art. 30 - Ø25

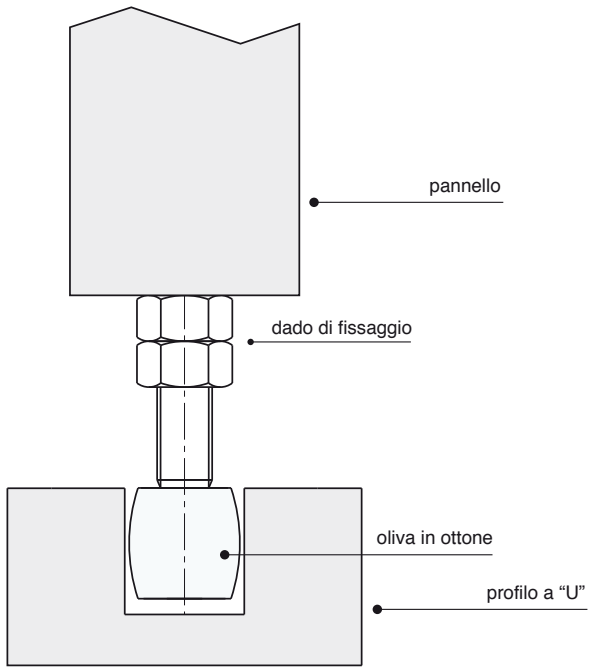

© Copyright Comunello

Deviatore rullo in acciaio

Steel switcher with roller
Déviateur en acier avec rouleau
Ablenker mit Stahlführungsrolle

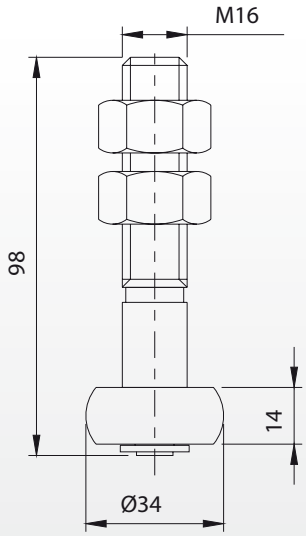

Articolo	Misura	Codice		Kg
32 - 34	Ø34	10400505 001	20	5,00

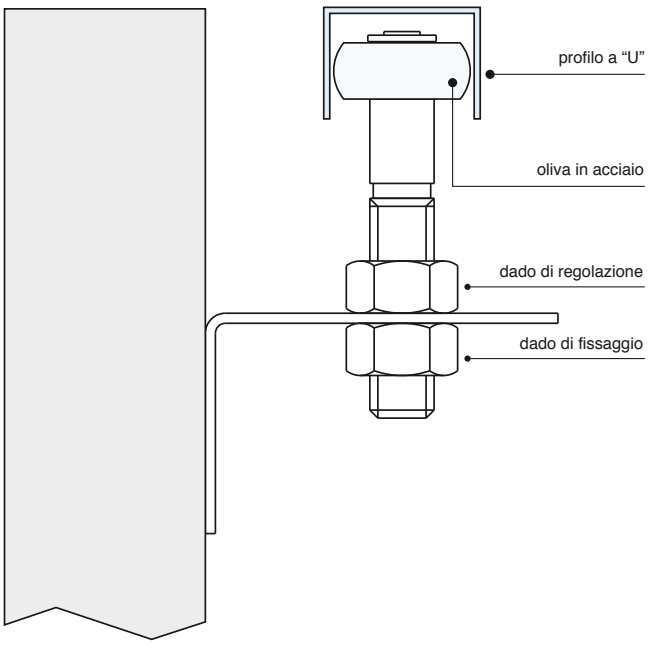

Art. 32 - Ø34

© Copyright Comunello

Piastra girevole con cuscinetto per carrelli

Turning plate with bearing for trolleys
Platine pivotante avec roulement pour chariots
Schwenkplatte mit Kugellager für Rollenapparate



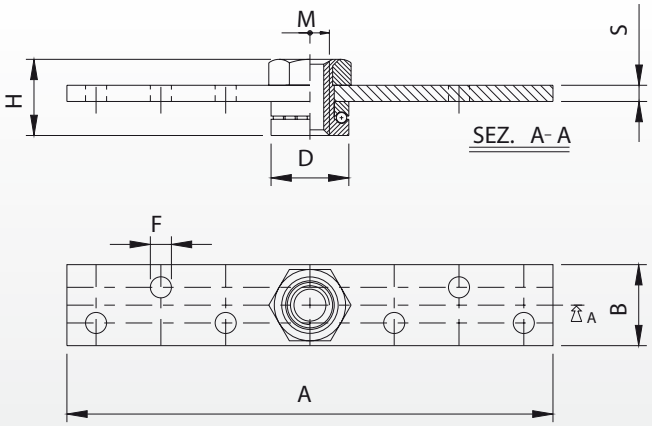

Articolo	Misura	Codice	A	B	D	F	H	M	S			Kg
34	medio	10500505 001	150	25	Ø24	Ø6,5	23,5	M12	5	22	20	3,60
34	grande	10500510 001	150	40	Ø40	Ø10,5	31	M20	8	32	20	9,60



Art. 34 medio

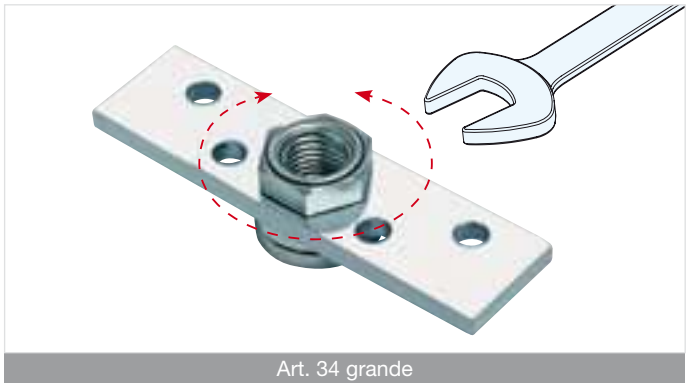

Art. 34 grande

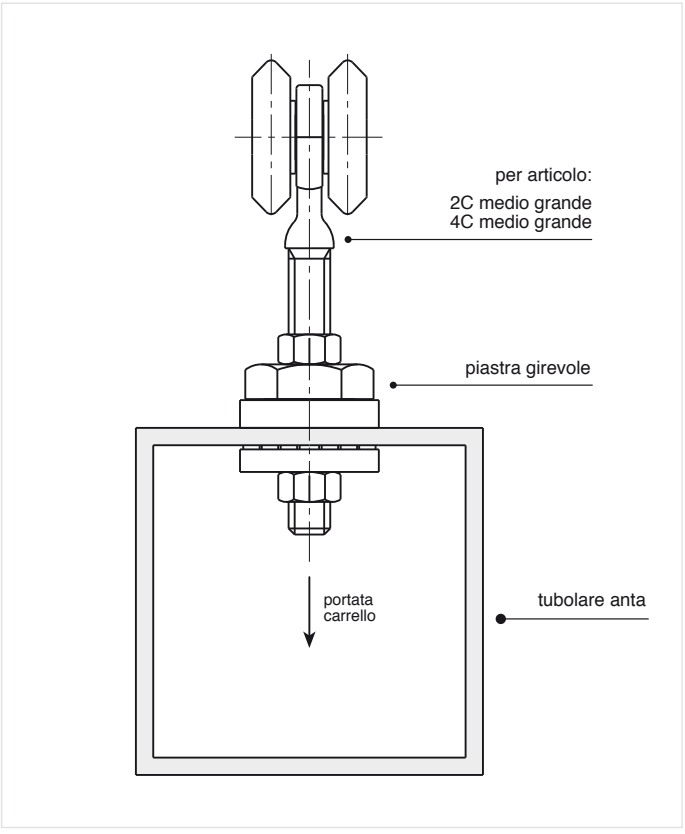

© Copyright Comunello

Guida inferiore oliva in ottone

Bottom guide with brass roller
Guide inférieure avec rouleau en laiton
Untere Fuehrungsplatte mit Messing-Führungsrolle

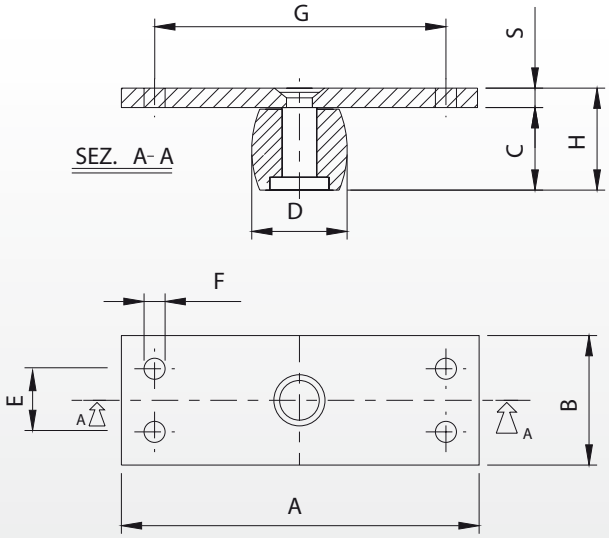

Articolo	Misura	Codice	A	B	C	D	E	F	G	H	S		Kg
36 - 25	Ø25	10302005 001	110	40	25	Ø25	19,5	Ø10,5	90	31	6	20	5,70
36 - 30	Ø30	10302010 001	110	40	25	Ø30	19,5	Ø10,5	90	31	6	20	6,50

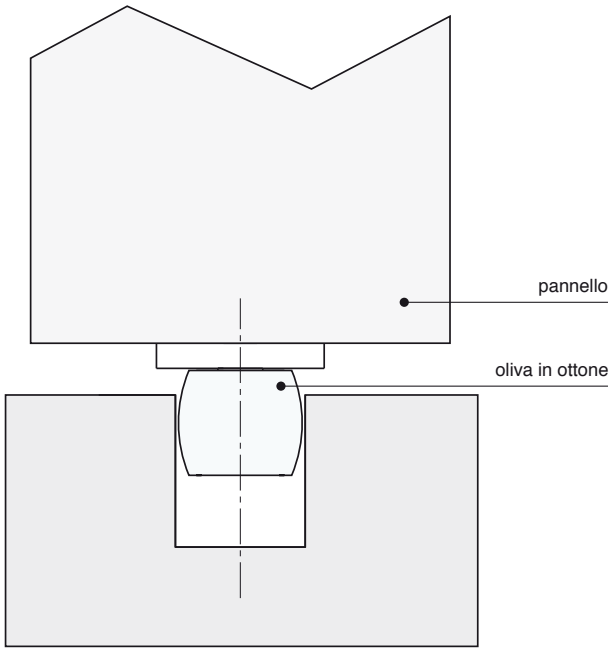

Art. 36 - Ø25

Art. 36 - Ø30

© Copyright Comunello

Carrello a 2 ruote

Trolley with 2 wheels
Chariot avec 2 galets
Zweirädriger Rollenapparat

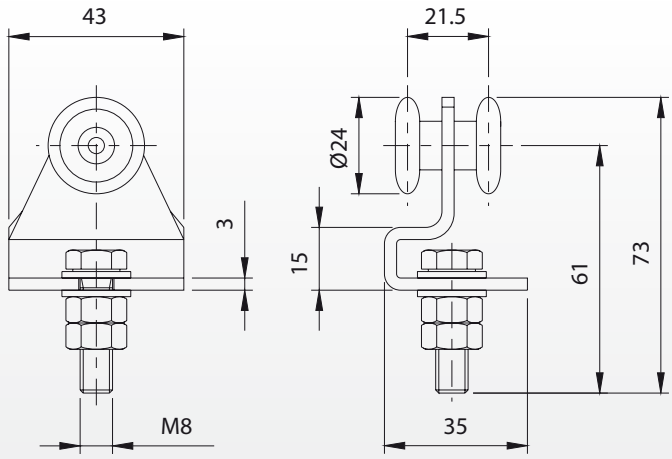

Articolo	Misura	Codice	Kg		Kg
38 - 24	Ø24	10105505 001	30	50	7,00

Art. 38 - Ø24

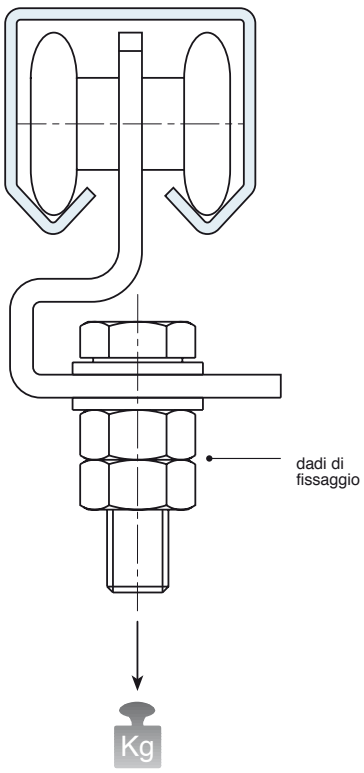

© Copyright Comunello

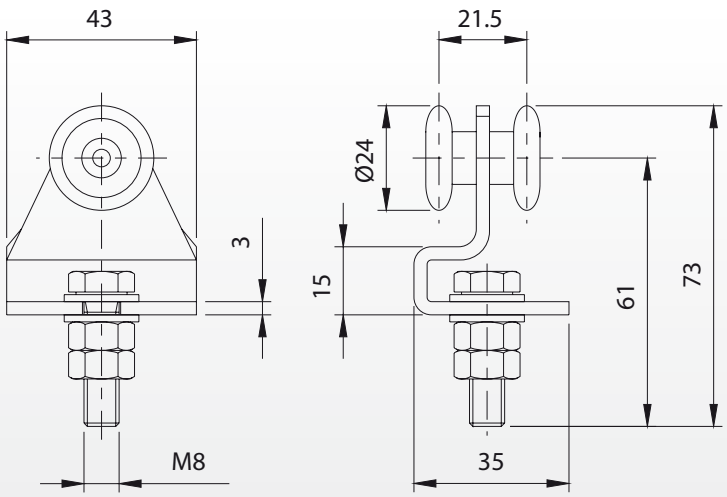

Articolo	Misura	Codice	Kg		Kg
39 - 24	Ø24	10106005 001	30	50	6,20

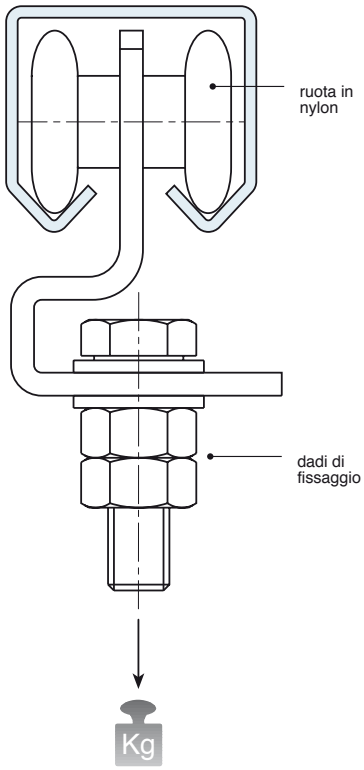

Art. 39 - Ø24 ruota in nylon

© Copyright Comunello

Carrello a 4 ruote

Trolley with 4 wheels
Chariot avec 4 galets
Vierädriger Rollenapparat

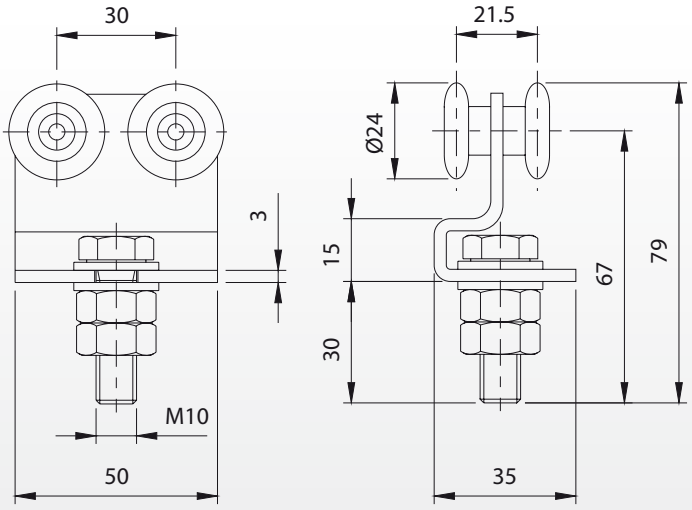

Articolo	Misura	Codice	Kg		Kg
40 - 24	Ø24	10106505 001	50	50	11,9

Art. 40 - Ø24

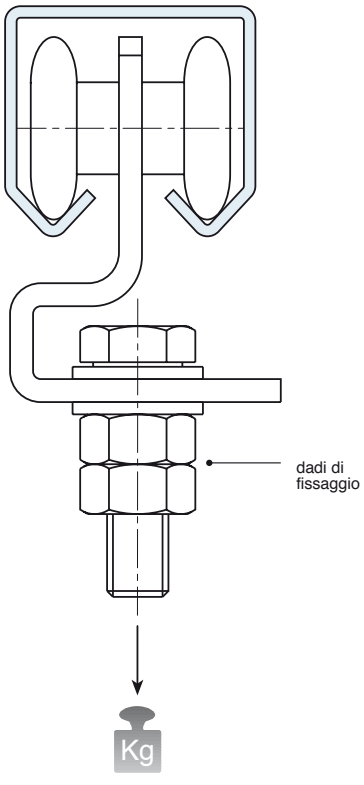

© Copyright Comunello

Carrello a 4 ruote in nylon

Trolley with 4 nylon wheels
Chariot avec 4 galets en nylon
Vierrädriger Rollenapparat mit Nylon-Rollen

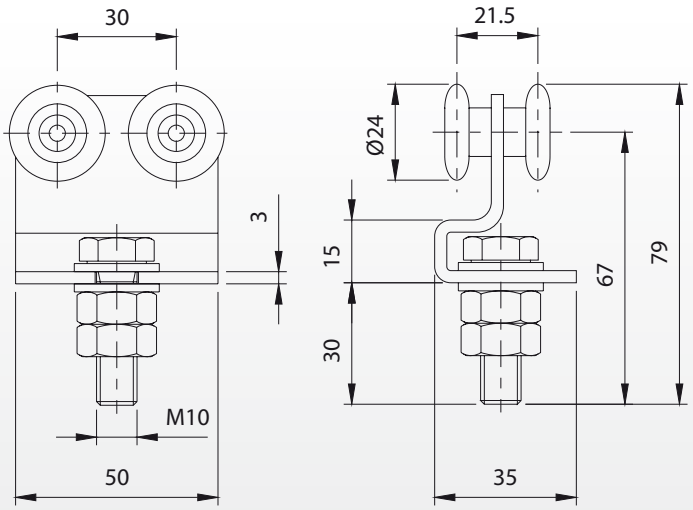



Articolo	Misura	Codice	Kg		Kg
41 - 24	Ø24	10107005 001	50	50	10,2

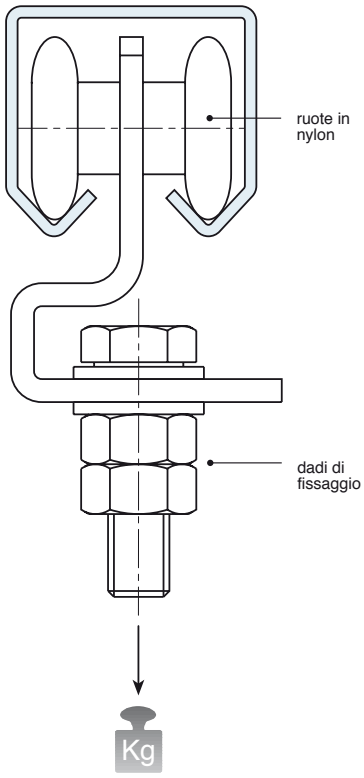



Art. 41 - Ø24 ruota in nylon

© Copyright Comunello

42 piccolo - grande

Piastrina per carrelli

Plate for trolleys
Plaquette pour chariots
Platte fuer Rollenapparat

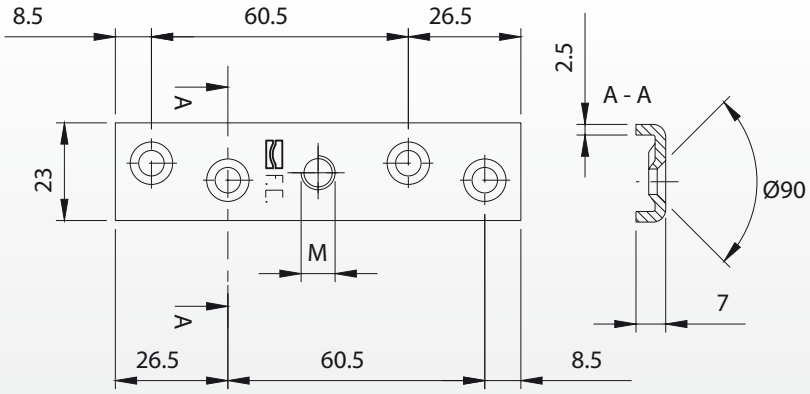

Articolo	Misura	Codice	M		Kg
42	piccolo	10501005 001	M8	50	2,5
42	grande	10501010 001	M10	50	2,5

Art. 42 piccolo

Art. 42 grande

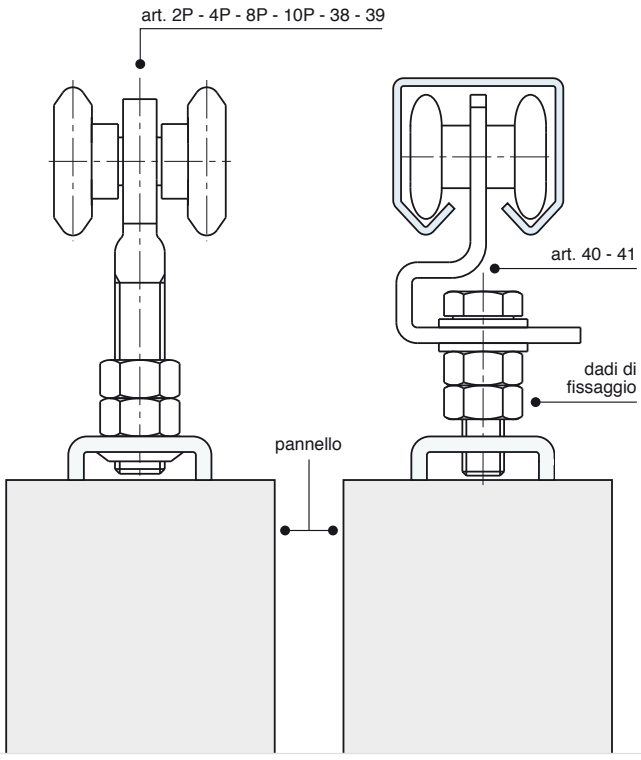

© Copyright Comunello

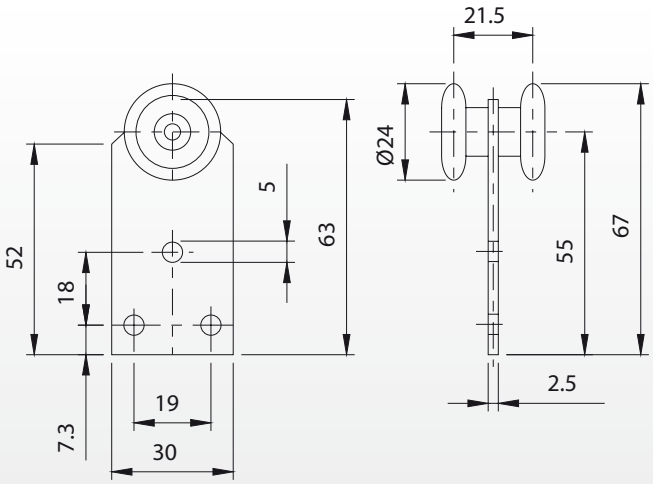

Articolo	Misura	Codice	Kg		Kg
43 - 24	Ø24	10107505 001	30	100	7,5

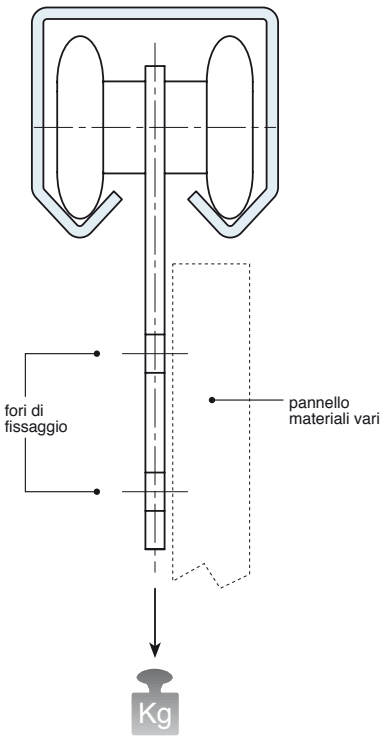

Art. 43 - Ø24

© Copyright Comunello

Carrello a 2 ruote con staffa lunga

2 Wheel strolley with long bracket
Chariot à 2 galets avec bride longue
Zweirädriger Rollenapparat mit langem Befestigungsbügel

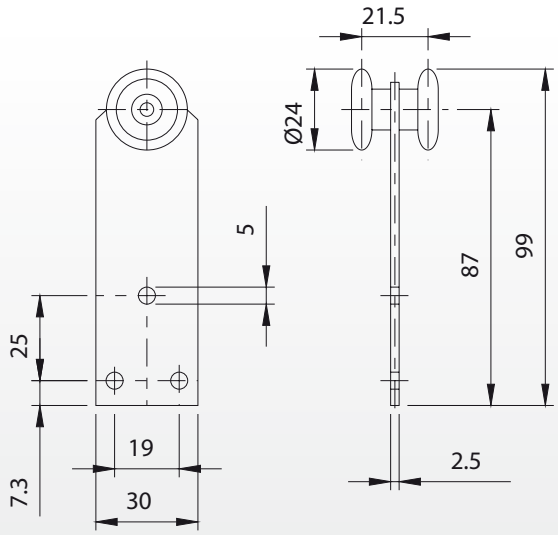

Articolo	Misura	Codice	Kg		Kg
44 - 24	Ø24	10108005 001	30	100	9,40

Art. 44 - Ø24

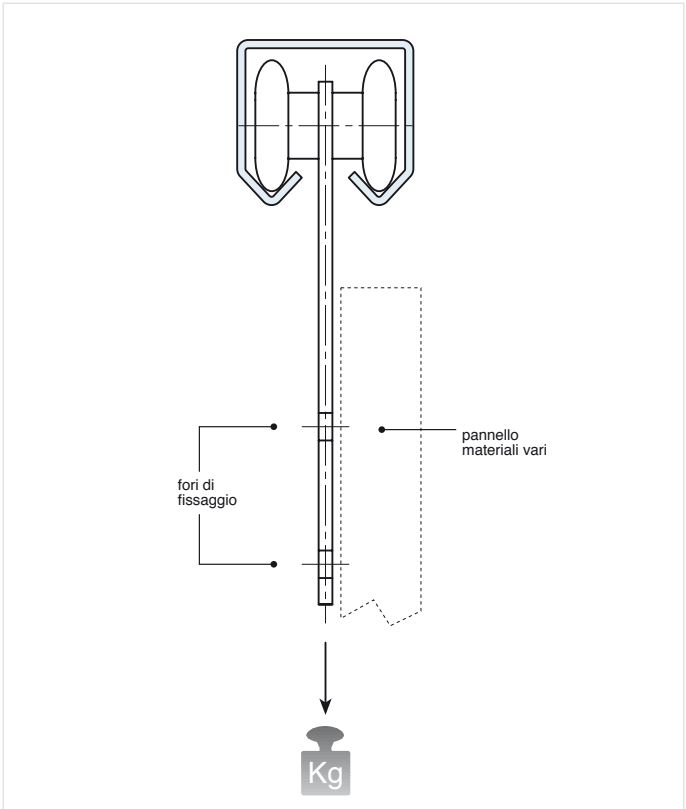

© Copyright Comunello

Carrello a 2 ruote con staffa lunga zancata

Trolley with 2 wheels and long bended bracket
Chariot à 2 galets avec bride longue et courbée
Zweirädriger Rollenapparat mit langem gekröpftem Befestigungsbügel

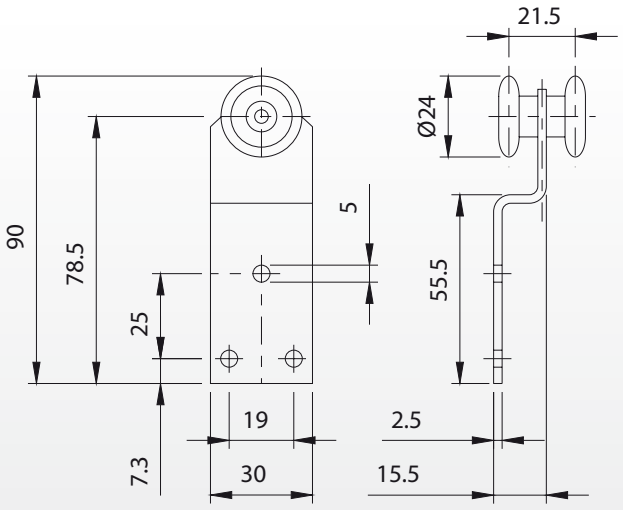

Articolo	Misura	Codice	Kg		Kg
46 - 24	Ø24	10108505 001	30	100	9,40

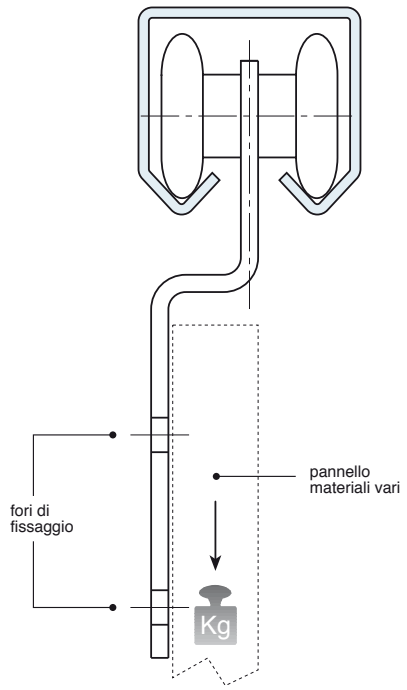

Art. 46 - Ø24

© Copyright Comunello

Carrello a 1 ruota con staffa

Trolley with 1 wheel and bracket
Chariot à 1 galet avec bride
Einrädriger Rollenapparat mit Befestigungsbügel

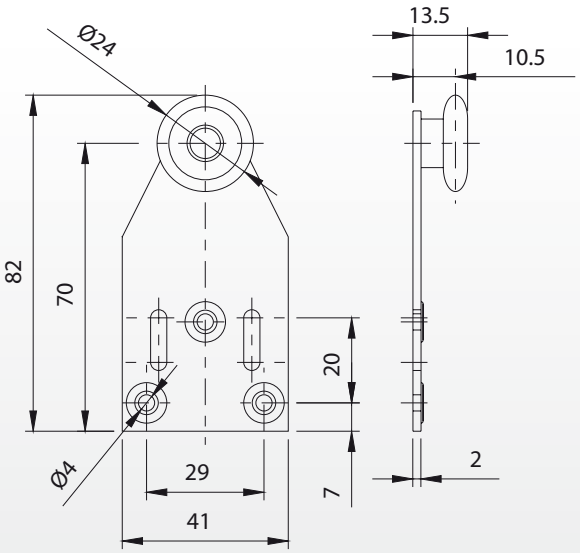

Articolo	Misura	Codice	Kg		Kg
48 - 24	Ø24	10109005 001	15	100	6,20

Art. 48 - Ø24

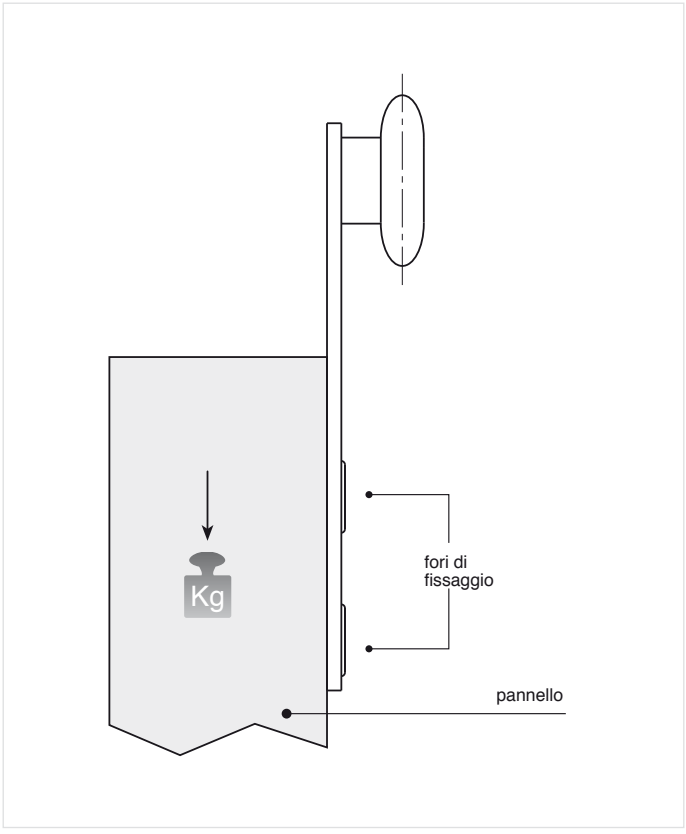

© Copyright Comunello

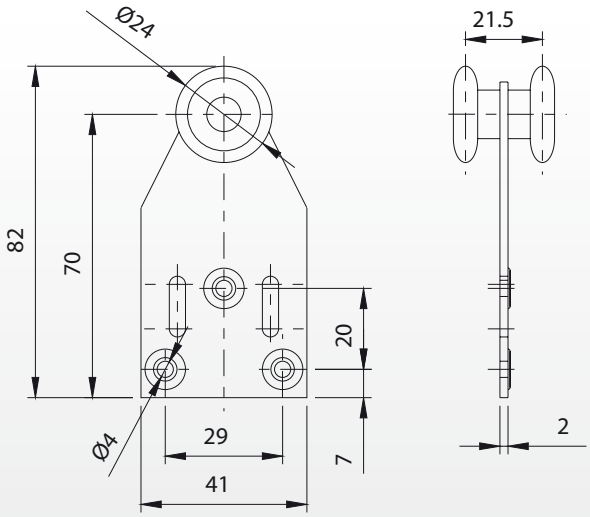

Articolo	Misura	Codice	Kg		Kg
50 - 24	Ø24	10109505 001	30	100	8,20

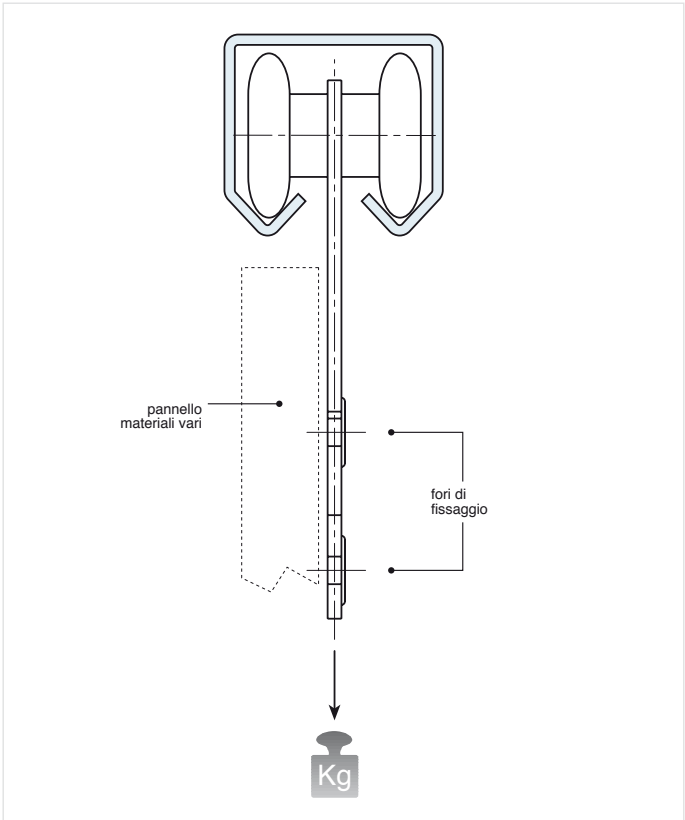

Art. 50 - Ø24

© Copyright Comunello

Carrello a 2 ruote con staffa zancata

Trolley with 2 wheel and bended bracket
Chariot à 2 galets avec bride courbée
Zweirädriger Rollenapparat mit gekröpftem Befestigungsbügel

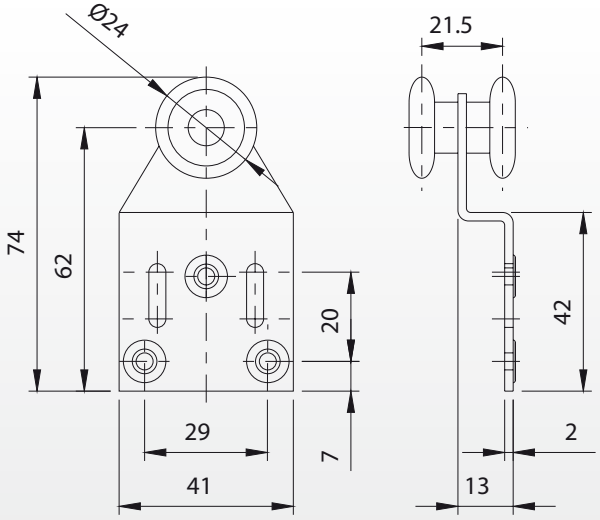

Articolo	Misura	Codice	Kg		Kg
52 - 24	Ø24	10110005 001	30	100	8,20

Art. 52 - Ø24

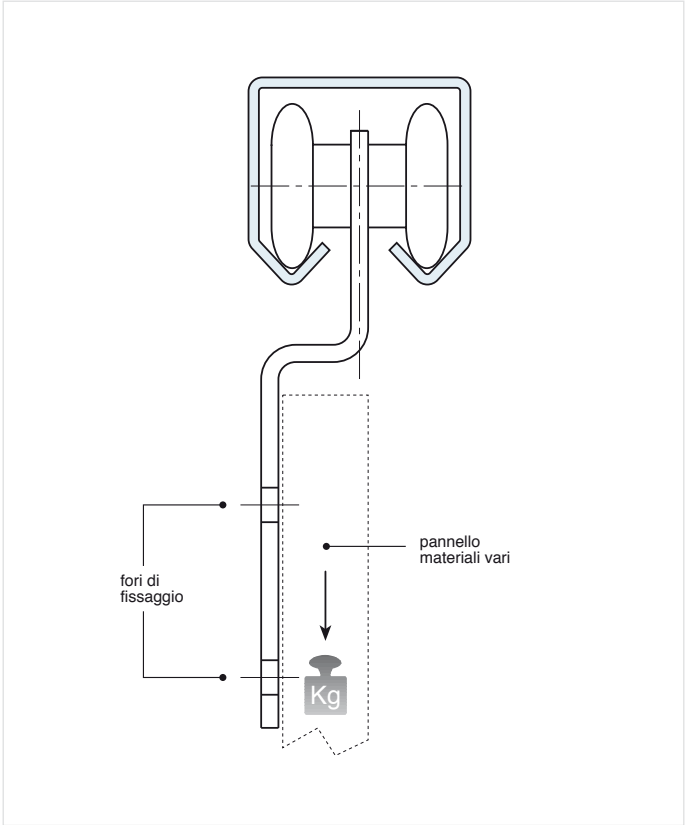

© Copyright Comunello

Carrello a 4 ruote con staffa larga

Trolley with 4 wheels and large bracket
Chariot à 4 galets avec bride large
Vierrädriger Rollenapparat mit breitem Befestigungbügel

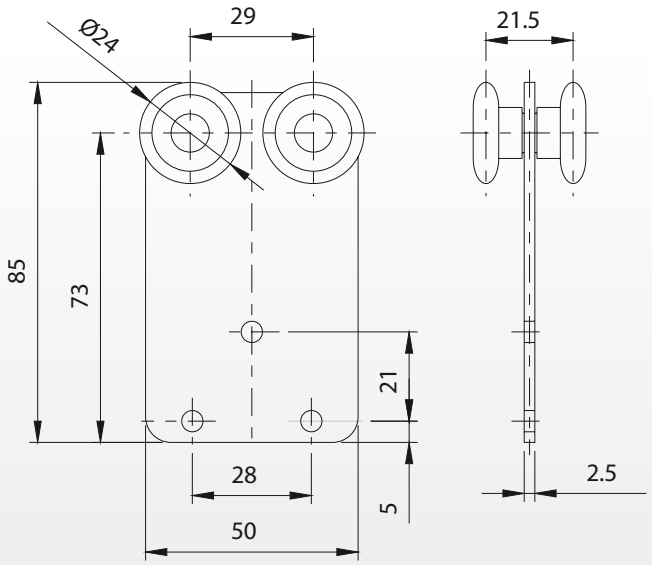

Articolo	Misura	Codice	Kg		Kg
54 - 24	Ø24	10110505 001	50	100	16,00

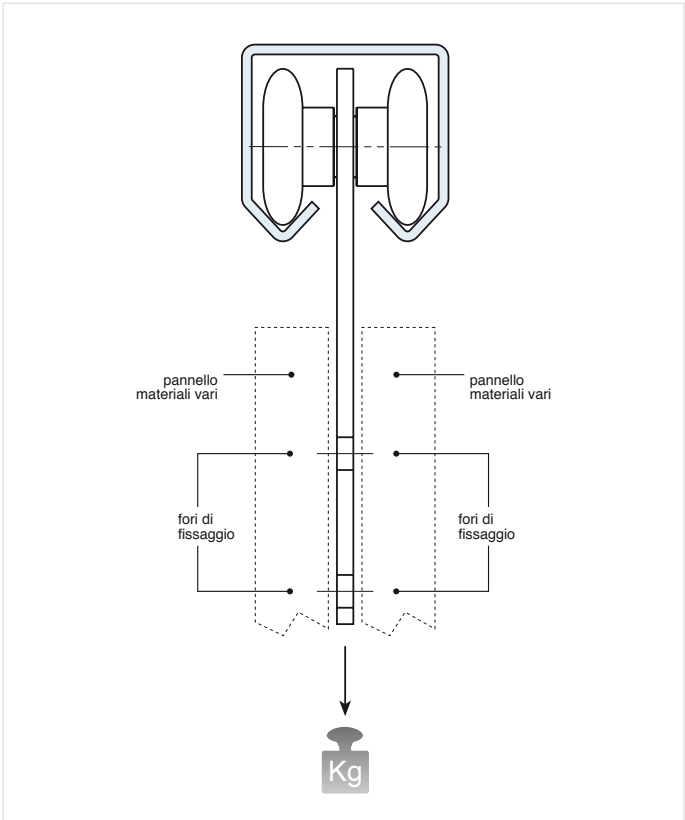

Art. 54 - Ø24

© Copyright Comunello

Carrello a 4 ruote con staffa larga zancata

Trolley with 4 wheels and large bended bracket
Chariot à 4 galets avec bride large courbée
Vierrädriger Rollenapparat mit gekröpftem breitem Befestigungsbügel

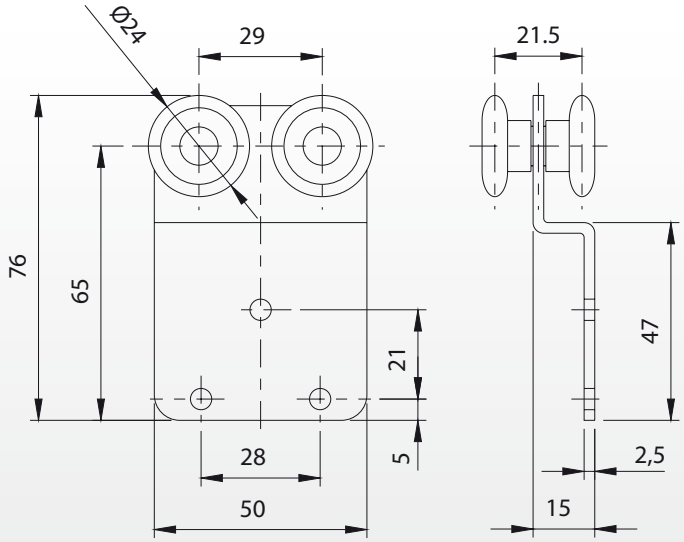

Articolo	Misura	Codice	Kg		Kg
56 - 24	Ø24	10111005 001	50	100	16,00

Art. 56 - Ø24

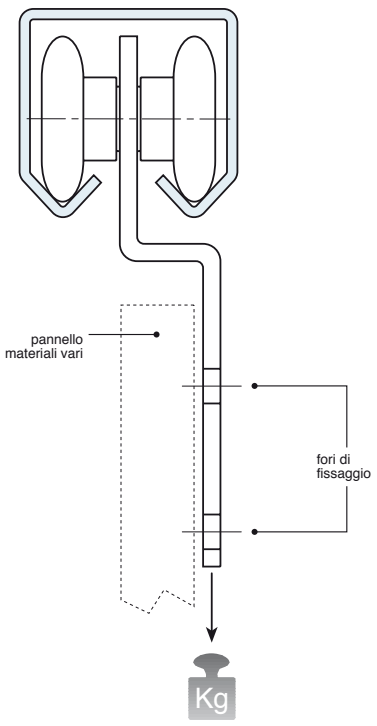

© Copyright Comunello

Carrello a 4 ruote con staffa porta gancio

Trolley with 4 wheels and hook holder bracket
Chariot à 4 galets avec bride porte-crochet
Vierrädriger Rollenapparat mit Einhängebohrung

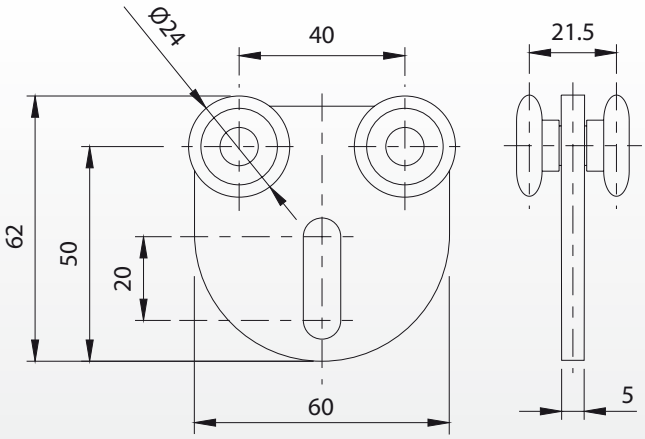

Articolo	Misura	Codice	Kg		Kg
60 - 24	Ø24	10111505 001	50	50	9,60

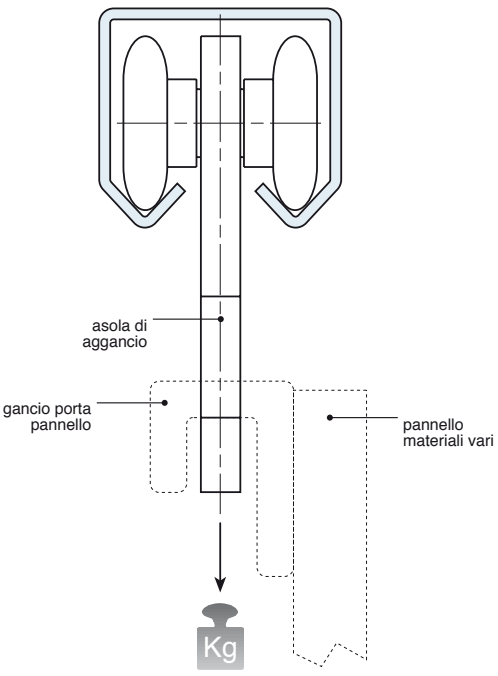

Art. 60 - Ø24

© Copyright Comunello

Comunello Lock

International Patent

Comunello Lock 73

Serratura a montaggio rapido
modello “Privato”

Lock for gates ”Residential” model easy to fix

Serrure pour portail modèle “Standard” au montage rapide

Schloss fuer Tore “Privat” Modell

Comunello Lock 74

Serratura a montaggio rapido
modello “Industriale”

Lock ”Industrial”model easy to fix

Serrure pour portail modèle “Industriel” au montage rapide

Einfach zum Einstellen-Schloss “Industrie” Modell

© Copyright Comunello

“Comunello LOCK” locks and accessories
Serrures “Comunello LOCK” et accessoires
“Comunello LOCK-Schloss” und Zubehöre

Incontro regolabile
Incontro regolabile per serrature art. 73 e 74

Adjustable strikes for locks art. 73 and 74

Butées réglables pour serrures art. 73 e 74

Verstellbare Schließanschlag für art. 73 und 74

Dima di foratura
Dima di foratura per art. 73 e 74

Drilling fixtures for art. 73 and 74

Gabarits de perçage pour art. 73 e 74

Bohrschablone für art. 73 und 74

Maniglie in alluminio
Maniglia “Valentina” in alluminio art. 213

Aluminium handles

Béquilles en aluminium

Türdrücker aus Aluminium

© Copyright Comunello

Serratura a montaggio rapido modello “Privato”

Lock for gates ”Residential” model easy to fix
Serrure pour portail modèle “Standard” au montage rapide
Schloss fuer Tore “Privat” Modell

Brevettato - Patent

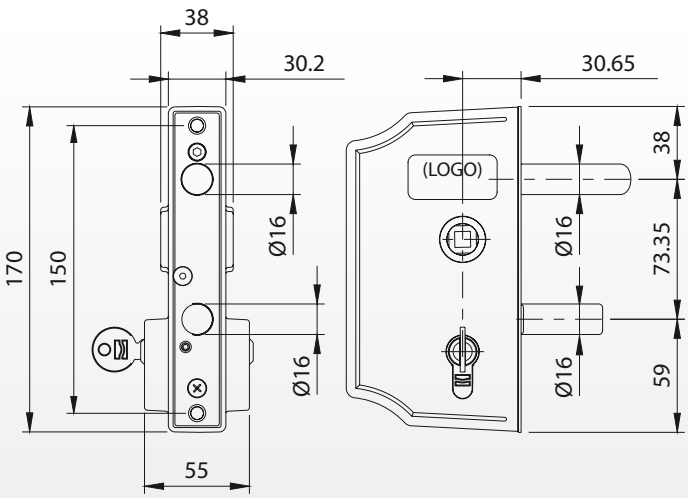

Articolo	73 grezzo codice	73 ral 9005 codice	73 ral 6005 codice	73 ral 6009 codice		Kg
73-10	11210020	11210020 503	11210020 509	11210020 525	1	1,40
73-20	11210025	11210025 503	11210025 509	11210025 525	1	1,40
73-30	11210030	11210030 503	11210030 509	11210030 525	1	1,40
73-40	11210005	11210005 503	11210005 509	11210005 525	1	1,40
73-50	11210010	11210010 503	11210010 509	11210010 525	1	1,40
73-60	11210015	11210015 503	11210015 509	11210015 525	1	1,40

Art. 73 grezzo

Art. 73 ral 9005

Art. 73 ral 6005

Art. 73 ral 6009

Serratura personalizzabile con logo cliente

Lock customizable with customer's logo
Serrure personnalisable avec le logo du client
Das Schloss kann mit dem Kundenlogo zugeschnitten werden

Art. 213


Art. 208

Art. 209

Art. 78

© Copyright Comunello

1 Svitare la vite di fissaggio
Unscrew the fixing-screw
Dévisser la vis de fixation
Schrauben Sie die Befestigungsschraube auf

2 Regolare lo scrocco destro-sinistro
Adjust the right or left latch
Régler le pêne demi-tour droite-gauche
Eistellen Sie di Rechts- oder Linksrichtung des Schubriegels.

3 Chiudere la vite di fissaggio
Turn the fixing-screw
Fermez la vis de fixation
Ziehen Sie die Befestigungsschraube an

4 Svitare il grano di fissaggio
Unscrew the fixing-grain
Dévisser le grain de fixation
Schrauben Sie das Befestigungskorn auf

5 Regolare lo scrocco
Adjust the latch
Régler le pêne demi-tour
Stellen Sie den Schubriegel ein

6 Chiudere il grano di fissaggio
Close the fixing-grain
Fermez le grain de fixation
Ziehen Sie das Befestigungskorn an

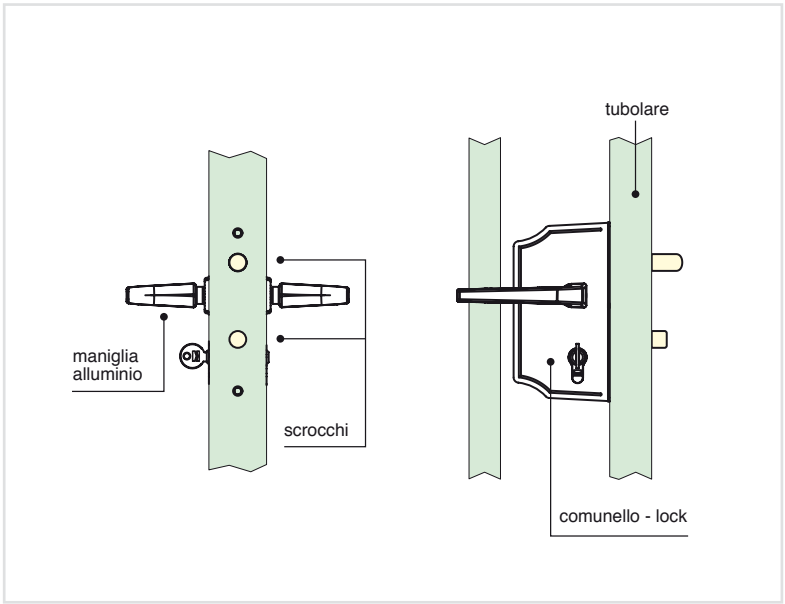

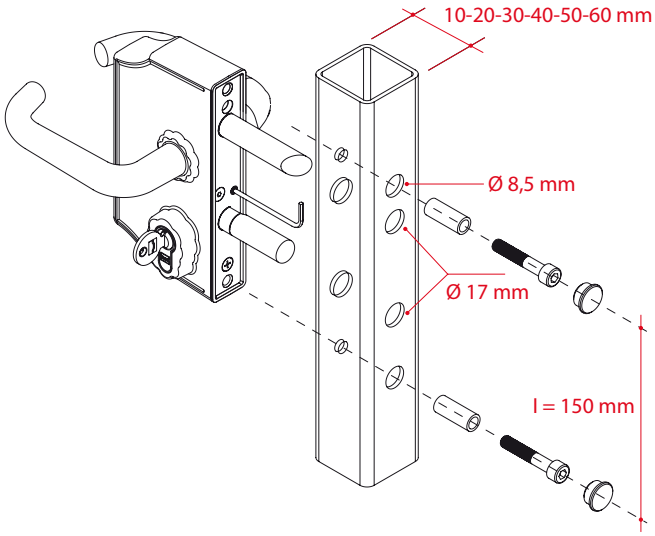

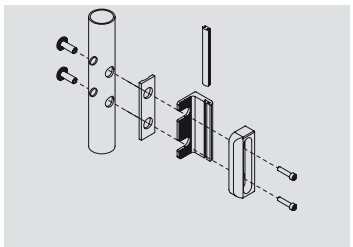
Art. 77 + 78

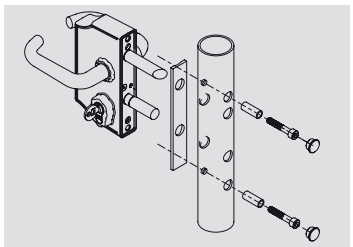
Art. 73 + 75

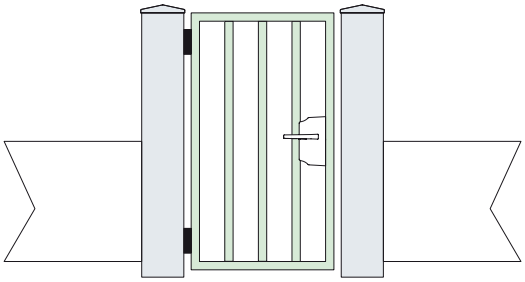

© Copyright Comunello

Serratura a montaggio rapido modello “Industriale”

Lock ”Industrial”model easy to fix
Serrure pour portail modèle “Industriel” au montage rapide
Einfach zum Einstellen-Schloss “Industrie” Modell

Brevettato - Patent

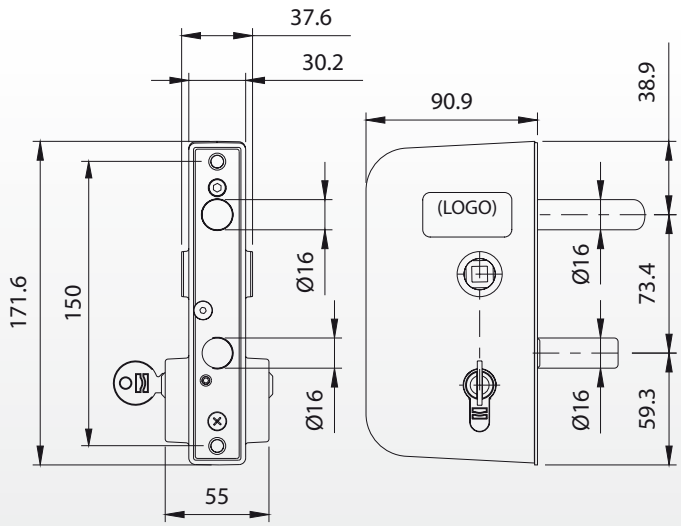

Articolo	74 grezzo codice	74 ral 9005 codice	74 ral 6005 codice	74 ral 6009 codice		Kg
74-10	11210520	11210520 503	11210520 509	11210520 525	1	1,40
74-20	11210525	11210525 503	11210525 509	11210525 525	1	1,40
74-30	11210530	11210530 503	11210530 509	11210530 525	1	1,40
74-40	11210505	11210505 503	11210505 509	11210505 525	1	1,40
74-50	11210510	11210510 503	11210510 509	11210510 525	1	1,40
74-60	11210515	11210515 503	11210515 509	11210515 525	1	1,40

Art. 74 grezzo

Art. 74 ral 9005

Art. 74 ral 6005

Art. 74 ral 6009

Serratura personalizzabile con logo cliente

Lock customizable with customer's logo
Serrure personnalisable avec le logo du client
Das Schloss kann mit dem Kundenlogo zugeschnitten werden

Art. 213

Art. 208

Art. 209

Art. 78

© Copyright Comunello

1 Svitare la vite di fissaggio
Unscrew the fixing-screw
Dévisser la vis de fixation
Schrauben Sie die Befestigungsschraube auf

2 Regolare lo scrocco destro-sinistro
Adjust the right or left latch
Régler le pêne demi-tour droite-gauche
Eistellen Sie di Rechts- oder Linksrichtung des Schubriegels.

3 Chiudere la vite di fissaggio
Turn the fixing-screw
Fermez la vis de fixation
Ziehen Sie die Befestigungsschraube an

4 Svitare il grano di fissaggio
Unscrew the fixing-grain
Dévisser le grain de fixation
Schrauben Sie das Befestigungskorn auf

5 Regolare lo scrocco
Adjust the latch
Régler le pêne demi-tour
Stellen Sie den Schubriegel ein

6 Chiudere il grano di fissaggio
Close the fixing-grain
Fermez le grain de fixation
Ziehen Sie das Befestigungskorn an

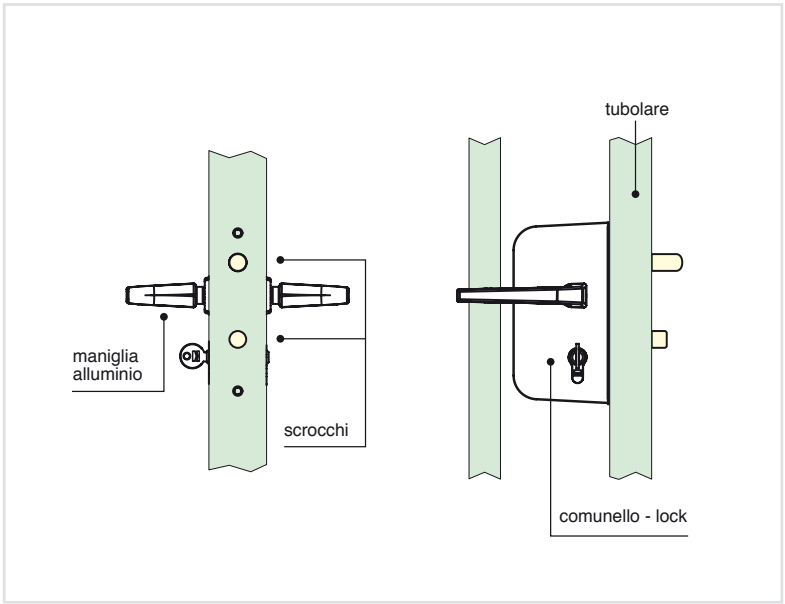

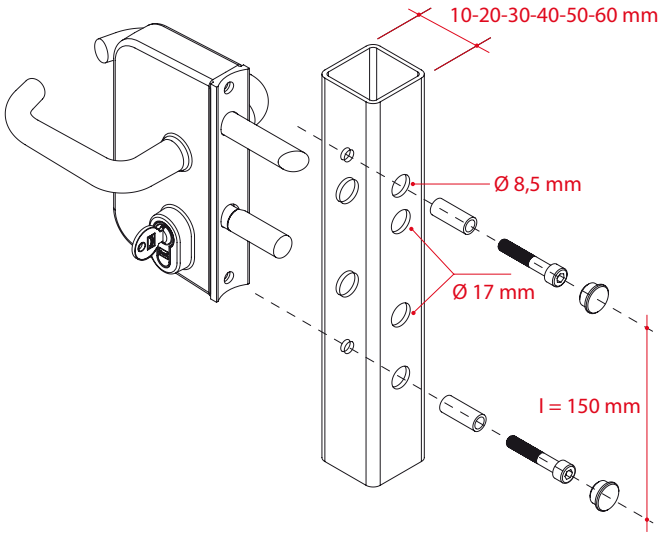

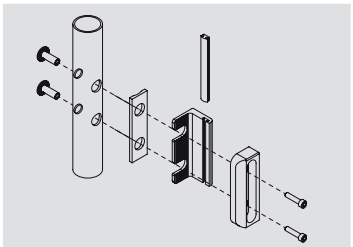
Art. 77 + 78

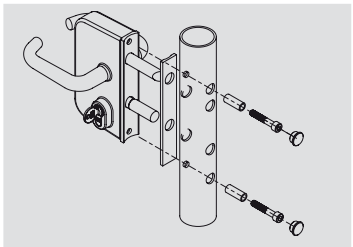
Art. 74 + 75

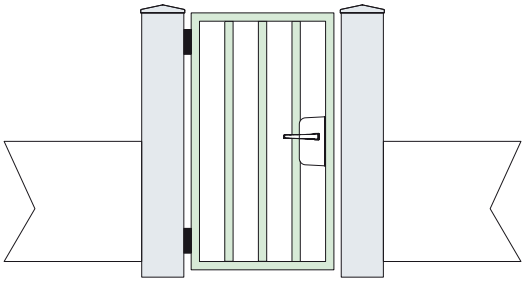

© Copyright Comunello

Adattatore per art. 73 e 74 in nylon per tubolare

Nylon adaptor for art. 73 and 74 on round pillar
Adaptateur en nylon pour art. 73 et 74 sur montant rond
Nylonpasstück zur Befestigung art. 73 und 74 am Torrundpfeiler

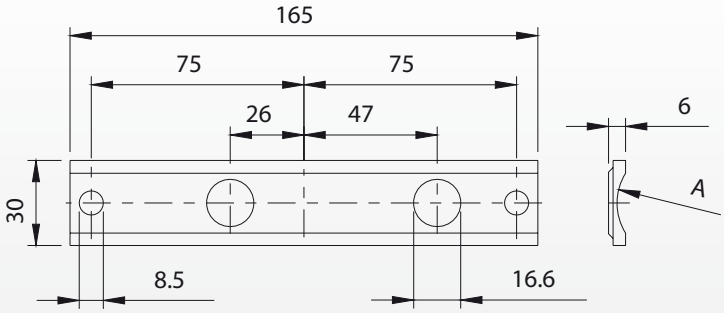

Articolo	Codice	A		Kg
75-40	11211505	40	20	0,60
75-50	11211510	50	20	0,60
75-60	11211515	60	20	0,60

Art. 73

Art. 74

Art. 75 - 40-50-60 mm

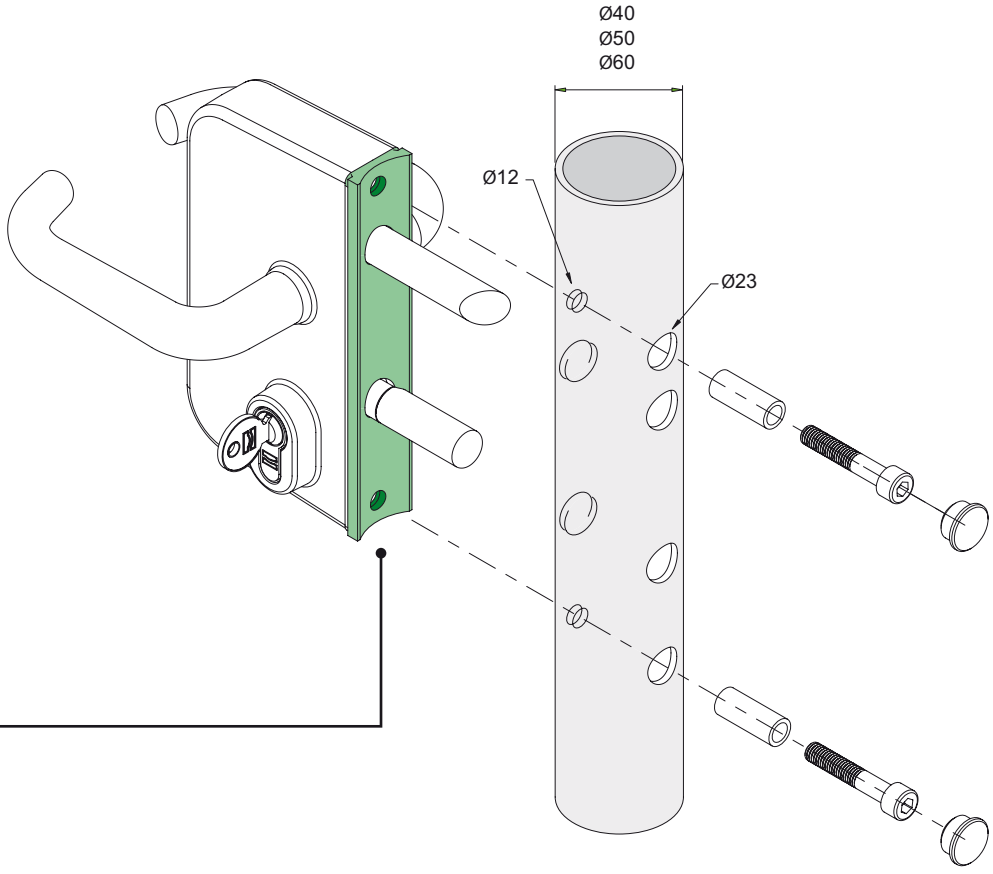

© Copyright Comunello

Adattatore per art. 78 in nylon per tubolare

Nylon adaptor for art. 78 on the round pillar
Adaptateur en nylon pour art.78 sur montant rond
Nylonpasstueck zur Befestigung vom art. 78 am Torrundpfeiler

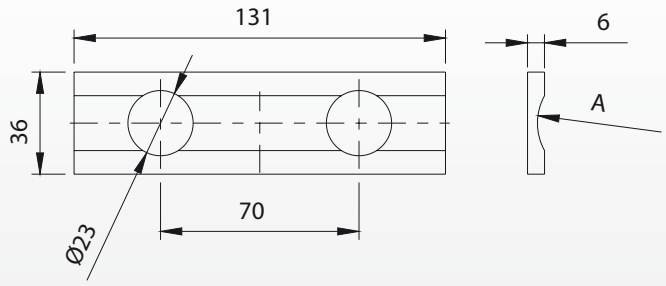

Articolo	Codice	A		Kg
77-40	11212005	40	20	0,60
77-50	11212010	50	20	0,60
77-60	11212015	60	20	0,60

Art. 78

Art. 77 - 40-50-60 mm

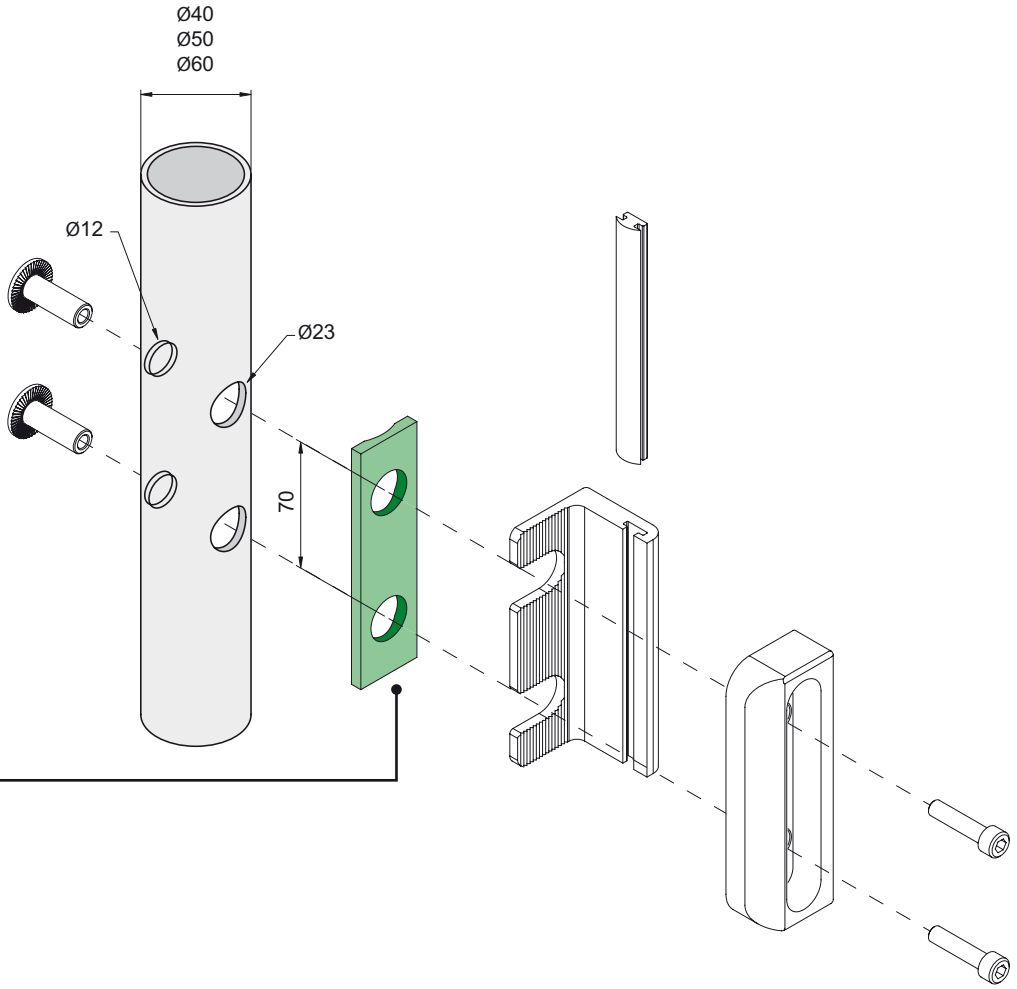

© Copyright Comunello

Comunello Professional®

Incontro in alluminio per serratura art. 73 e 74

Aluminium strike for lock art. 73-74
Gâche en aluminium pour serrure art. 73-74
Schliessanschlag aus Aluminium für schloss art. 73-74

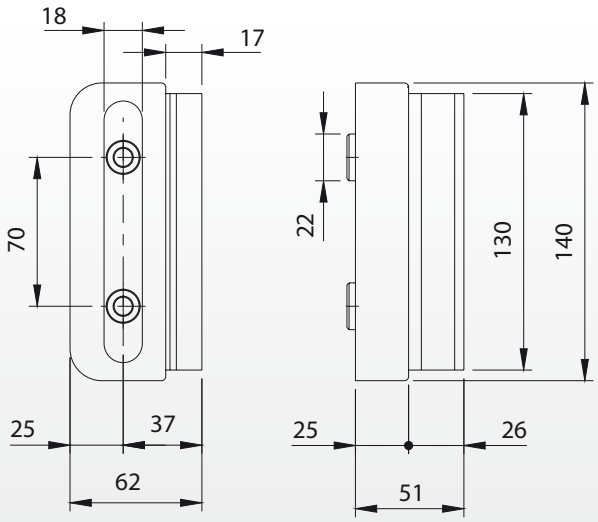

Articolo	78 grezzo codice	78 ral 9005 codice		Kg
78	11213505	11213505 502	1	0,70



Art. 73

Art. 74

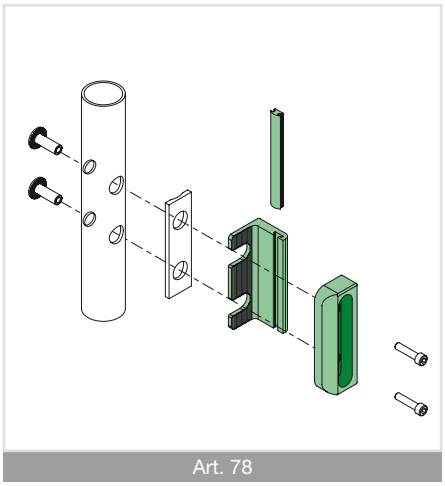

Art. 78

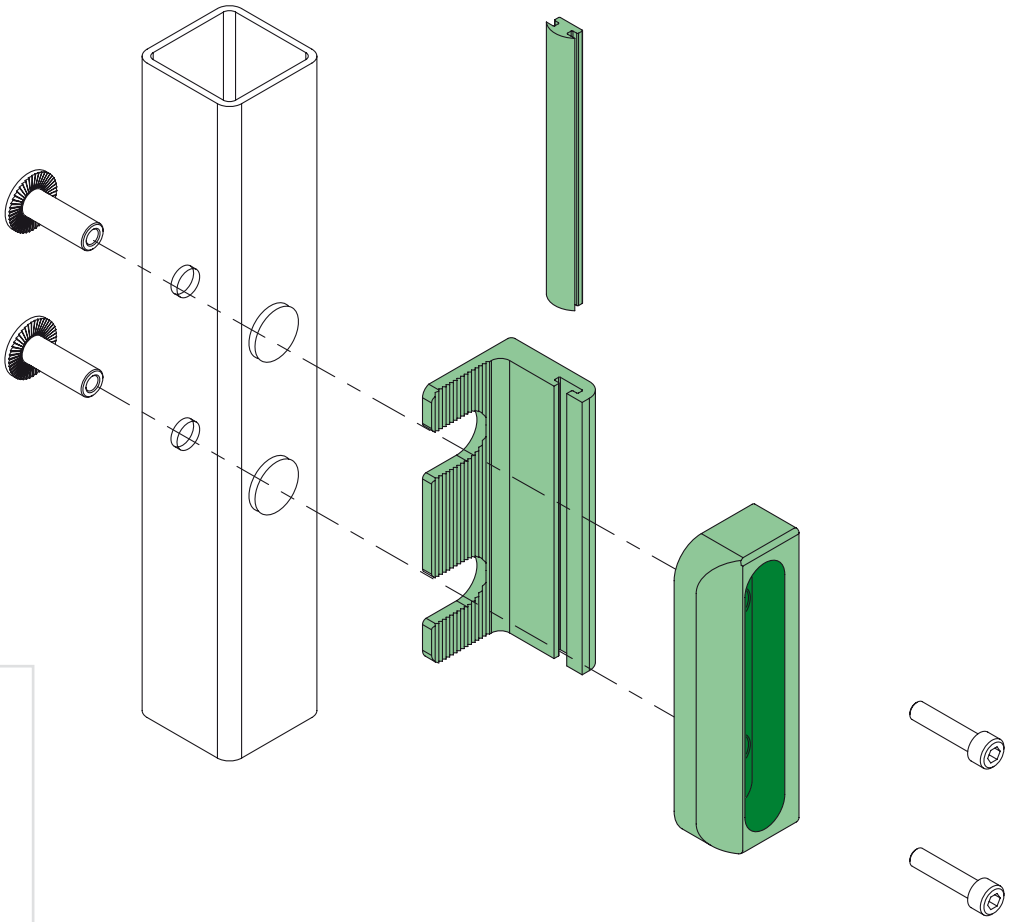

© Copyright Comunello

Dima di foratura regolabile per art. 73 e 74

Adjustable drilling fixture art. 73-74
Gabarit de perçage réglable pour art.73-74
Einstellbare bohrschablone art. 73-74

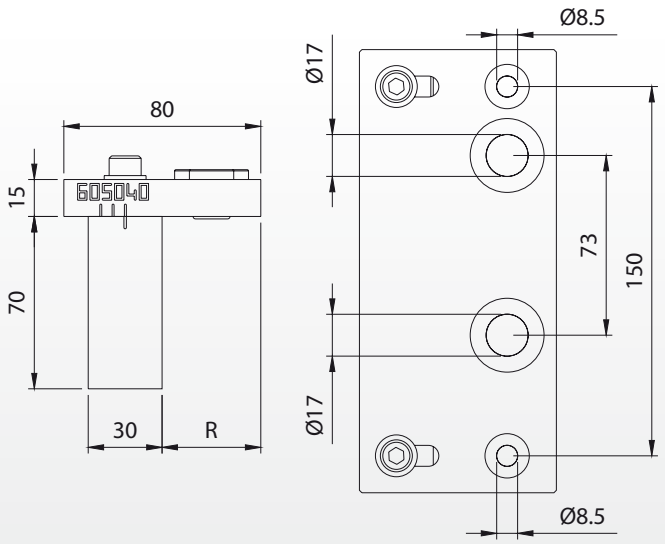

Articolo	Codice	R		Kg
80	11215005	40 - 60	1	4,70

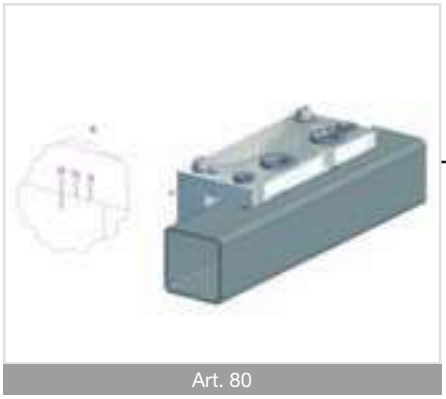

Art. 80

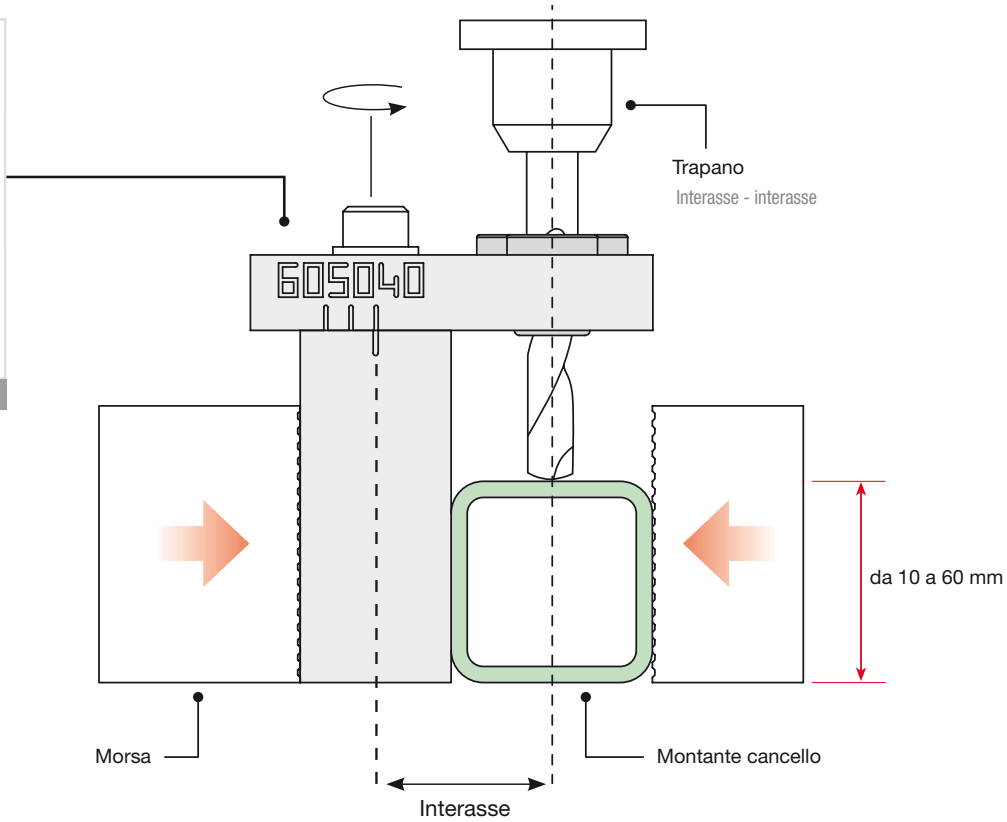

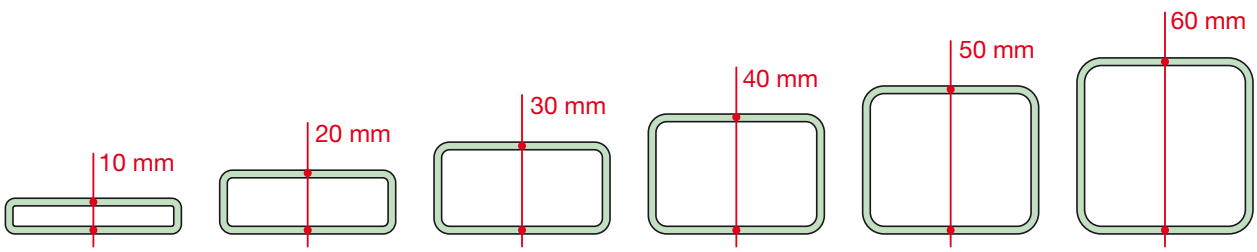

© Copyright Comunello

Comunello Professional®

Comunello Lock

International Patent

Comunello Lock, lo stile italiano



Cardini e piastre

Cardini per cancelli

Cardine regolabile, superiore con cuscinetto

Adjustable hinges, upper and lower, with bearing and plate

Gonds réglables, supérieurs et inférieurs, avec roulement et platine

Verstellbare Torbänder mit Platte und Kugelleger

Cardini per cancelli

Cardine regolabile, superiore ed inferiore

Adjustable hinges, upper and lower

Gonds réglables, supérieurs et inférieurs

Verstellbare Torbänder

brevettato - patent pending

Piastre per cardini

Piastra “Rustica” doppia regolazione su 2 assi x – y

Plate “Rustica” double adjustment on 2 axis x-y

Platine “Rustica” avec double réglage sur les axes x-y

Platte “Rustica” 2 Achsen x-y Doppelverstellung

© Copyright Comunello

Cardini ed accessori per cancelli ad anta

Hinges and accessories for swing gates

Gonds et accessoires pour portails à vantaux

Torbänder und Zubehöre für Flügeltore

Battenti e copripilastri

Battente per cancelli ad anta

Stop battens for swing gates and pillar covers

Battants pour portails à vantaux et couvre poteaux

Auflaufschuhe für Flügeltore und Pfostendeckel

Cardini a fascetta

Cardine a fascetta per cancelli ad anta

Clamp-hinges for swing gates

Gonds à collier pour portails à vantaux

Halseisenbänder für Flügeltore

Perni di collegamento

Perno in acciaio per cardini a fascetta

Steel pivots for clamp-hinges

Pivots en acier pour gonds à collier

Stahlstifte für Halseisenbänder

© Copyright Comunello



Valori & qualità

Cardine con piastra sagomata a “L” con fori di fissaggio

Hinge whit “L” plate and fixin holes
Gond avec platine a “L” et trous defixation
Torband mit “L” Platte und Befestigungsbohrungen

Cardine con piastra frontale con fori di fissaggio

Hinge with front plate and fixing holes
Gond avec platine frontale et trous de fixation
Torband mit Vorderplatte und Befestigungsbohrungen

© Copyright Comunello



1 - Sbloccare la vite e liberare il movimento della piastra.

2 - Alloggio del cuscinetto con il foro della vite non passante (questo evita il passaggio dell'acqua – agenti atmosferici – e la conseguenza corrosione del prodotti)

1 - Loosen the screw and free the movement of the plate
2 - Seat of the bearing with the screw blind hole (this avoids the passage of water, as well as weather impacts and the following corrosion of the products)

1 - Débloquer la vis et libérer le mouvement de la planche
2 - Logement du roulement avec le trou de la vis non passant (cela évite le passage de l'eau – agents atmosphériques – et la conséquente corrosion du produit)

1 - Die Schraube lösen und die Bewegung der Platte freigeben
2 - Lagersitz mit Schraubenblindloch (Das vermeidet den Durchgang von Wasser, die Witterungswirkungen und die darauf folgende Korrosion der Produkte.)



3 - Regolare l'asse X del cardine, agendo sulle due viti poste sul lato frontale del cardine

3 - Adjust the axis X of the hinge, acting on the two screws located on the front side of the hinge

3 - Régler l'axe X du gond, en agissant sur les deux vis placées sur le coté frontal du gond

3 - Die Achse X des Torbandes Einstellen: dabei die zwei Schrauben verwenden, die auf der Frontseite des Torbandes zu finden sind.

4 - Alloggio del cuscinetto reggispinta con ingrassatore per la lubrificazione del cuscinetto assiale a rulli

5 - Cuscinetto reggispinta assiale a rulli

6 - Anello copri cusicnetto in acciaio inox

4 - Seat of the thrust bearing with lubricator for the lubrication of the axial roll bearing
5 - Thrust axial roll bearing
6 -Bearing cover ring of stainless steel

4 - Logement du roulement de butée avec graisseur pour la lubrification du roulement axial à rouleaux
5 - Roulement de butée axiale à rouleaux
6 - Bague couvre roulement en acier inox

4 - Sitz vom Drucklager mit Schmierbüchse zur Schmierung des Axialrollenlagers
5 - Axialrollenlager
6 - Lagerschutzring aus Edelstahl

© Copyright Comunello

81

Cardine superiore con cuscinetto

Upper hinge with bearing
Gond supérieur avec roulement
Oberes Torband mit Kugellager

Brevettato - Patent

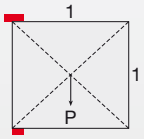

Peso uniformemente distribuito - Equally distributed weight

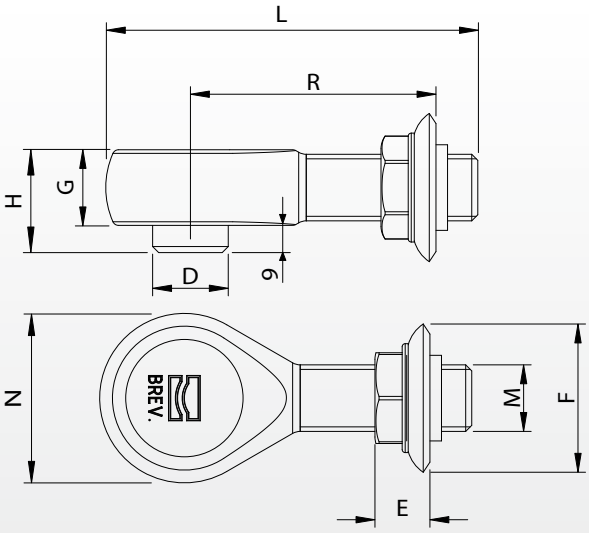

Articolo	Codice	D	E	F	G	H	L	M	N	R	Kg COPPIA		Kg
81-M22	10822505 001	25	18	Ø49	25	34	123	M22	56	55-95	150	10	7,80
81-M24	10822510 001	25	26	Ø62	27	36	130	M24	60	65-100	200	10	10,80

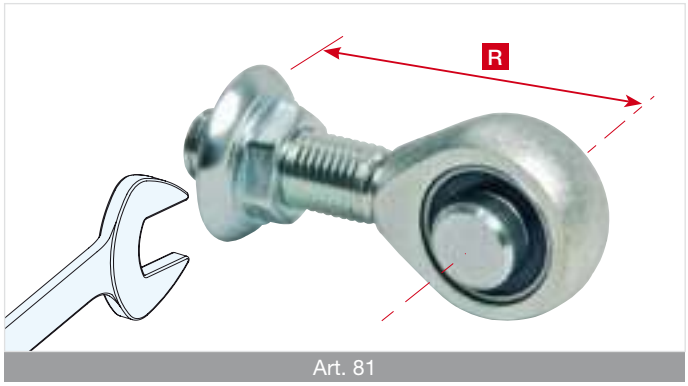

Art. 81

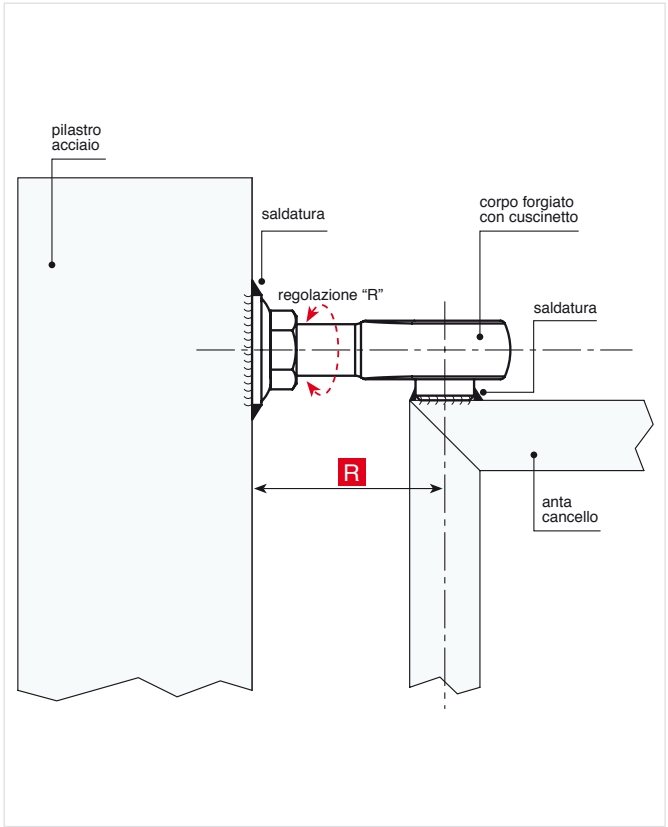

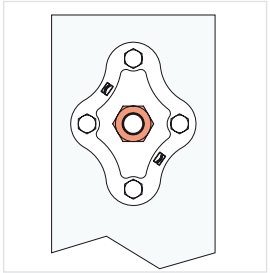

Art. 154

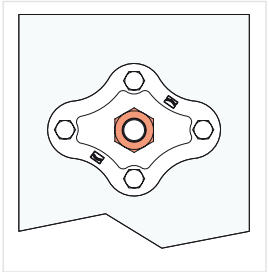

Art. 154

© Copyright Comunello

Abbinamento cardine art. 81 con piastre

Combination of hinge art.81 with plates
Combinaison gond art.81 avec platines
Satz vom Torband art. 81 mit Platten

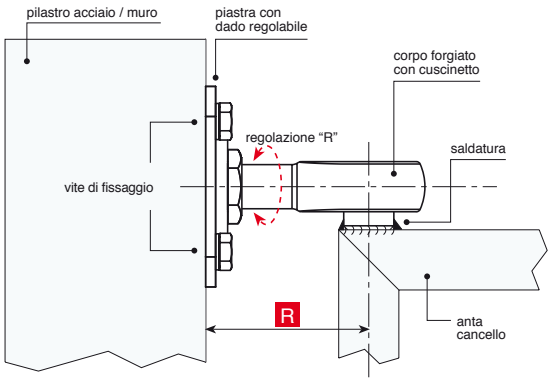

81+159

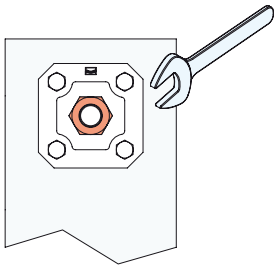

81+....

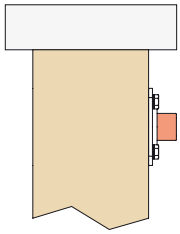

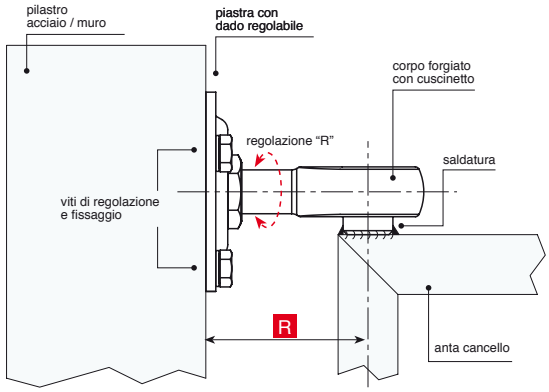

81+156



81+....

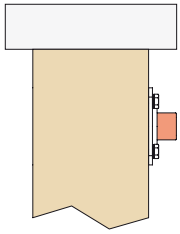

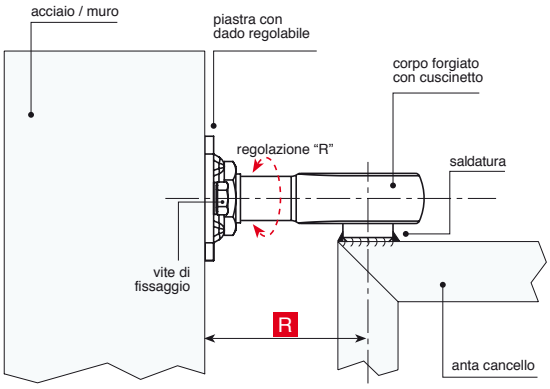

81+157

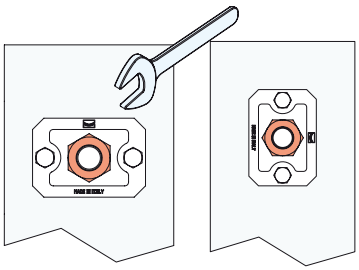

81+....

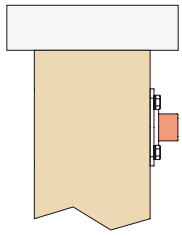

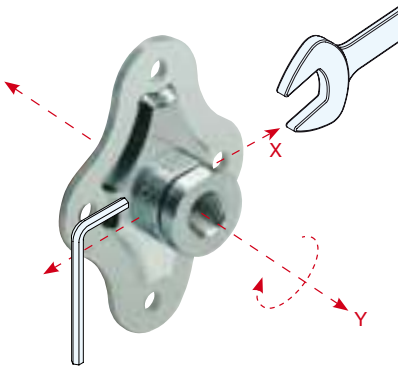

Brevettato

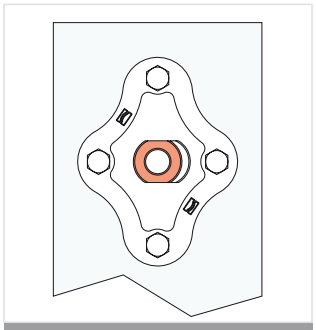

Art. 154 reg. asse X-Y

Brevettato



Art. 159 reg. asse X - Y

Brevettato

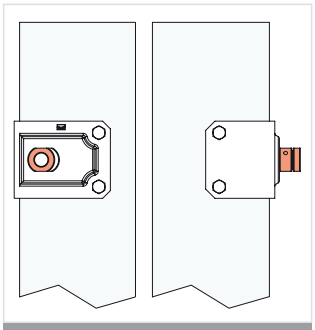

Art. 158 reg. asse X - Y

© Copyright Comunello

Comunello Professional®

Cardine inferiore con cuscinetto reggispinta

Bottom hinge with thrust bearing
Gond inférieur avec roulement de butée
Unteres Torband mit Drucklager

Brevettato - Patent



Peso uniformemente distribuito - Equally distributed weight

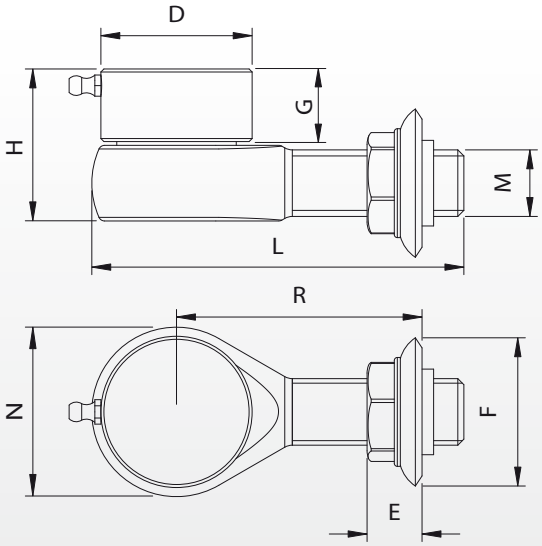

Articolo	Codice	D	E	F	G	H	L	M	N	R	Kg COPPIA		Kg
82-M22	10823005 001	50	18	Ø49	24	50	123	M22	56	55-95	150	10	10,40
82-M24	10823010 001	50	26	Ø62	26	55	130	M24	60	65-100	200	10	10,90



Art. 82

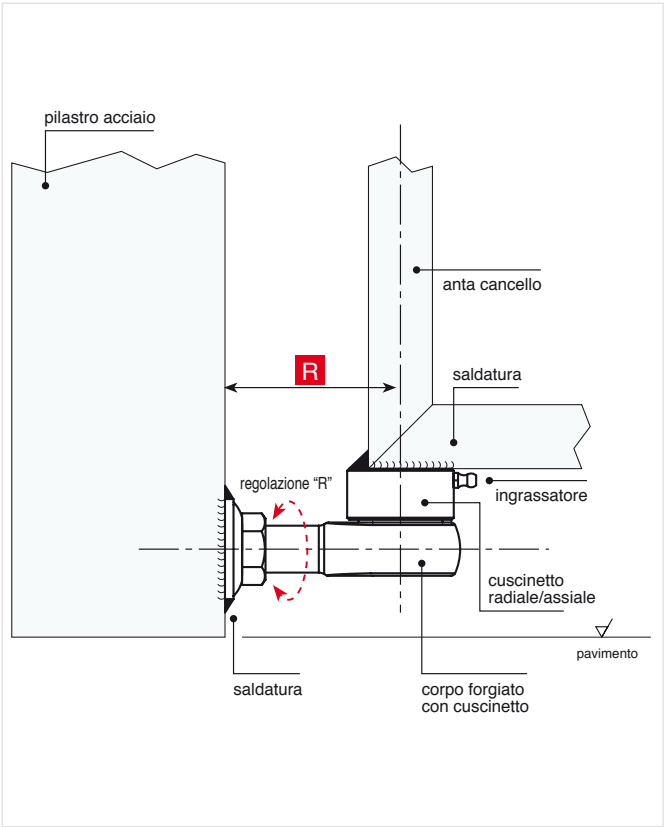

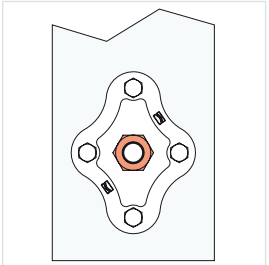

Art. 154

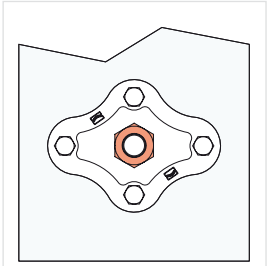

Art. 154

© Copyright Comunello

Abbinamento cardine art. 82 con piastre

Combination of hinge art.82 with plates
Combinaison gond art.82 avec platines
Satz vom Torband art. 82 mit Platten

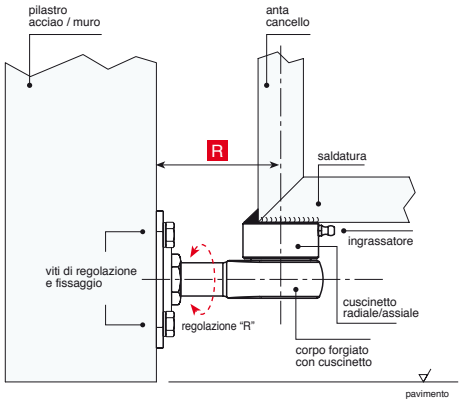

82+159

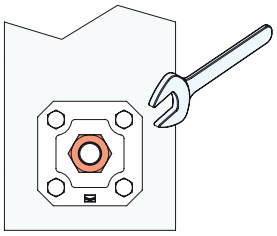

82+....

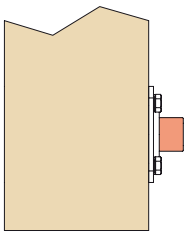

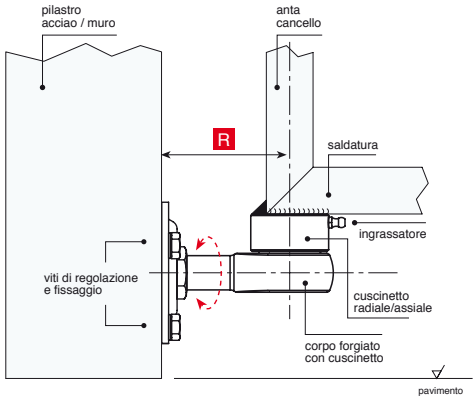

82+156

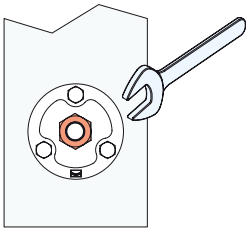

82+....

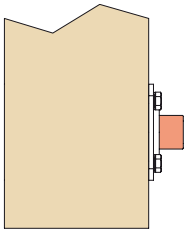

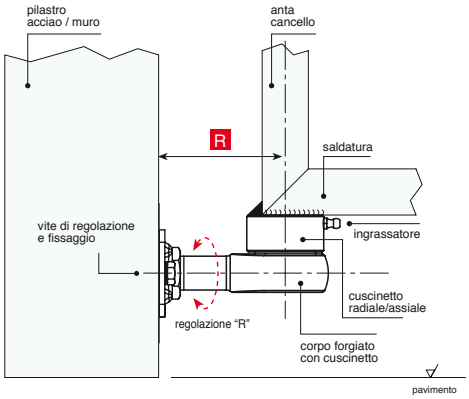

82+157

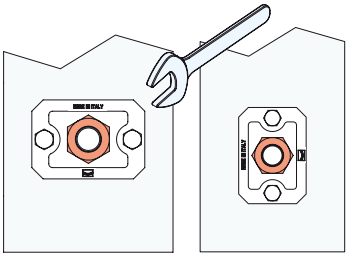

82+....

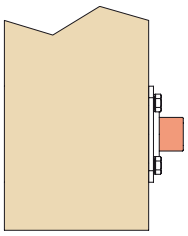

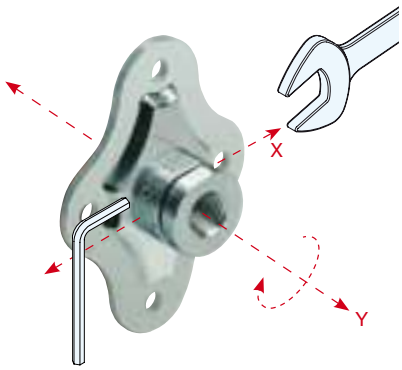

Brevettato

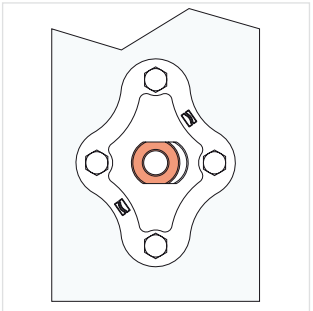

Art. 154 reg. asse X-Y

Brevettato

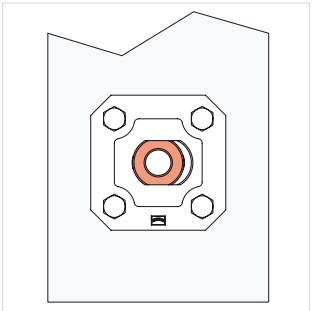

Art. 159 reg. asse X - Y

Brevettato

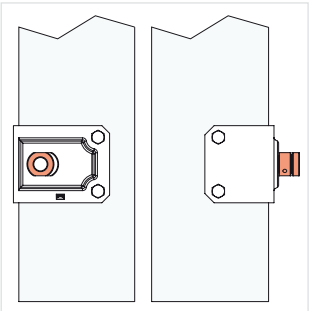

Art. 158 reg. asse X - Y

© Copyright Comunello

Comunello Professional®

Cardine superiore doppia regolazione con piastra

Upper hinge double adjustment with plate
Gond supérieur double réglage avec platine
Oberes Torband Doppelverstellung mit Platte

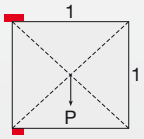

Peso uniformemente distribuito - Equally distributed weight

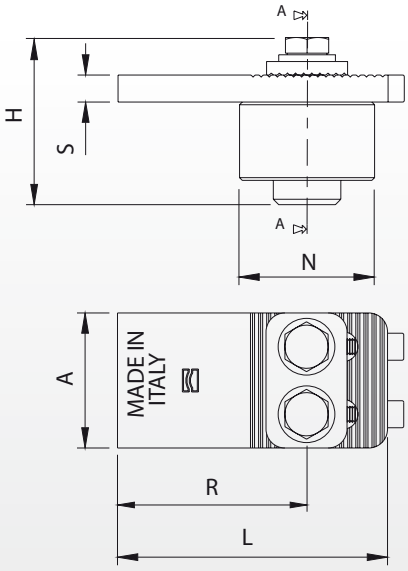

Articolo	Misura	Codice	A	C	D	H	L	N	R	S	Kg COPPIA		Kg
85M	medio Ø50	10800407 001	50	9	Ø25	62	100	Ø50	70-85	10	450	4	3,50
85G	grande Ø70	10800410 001	60	15	Ø35	72	130	Ø70	90-105	10	650	2	3,20



Art. 85M medio Ø50

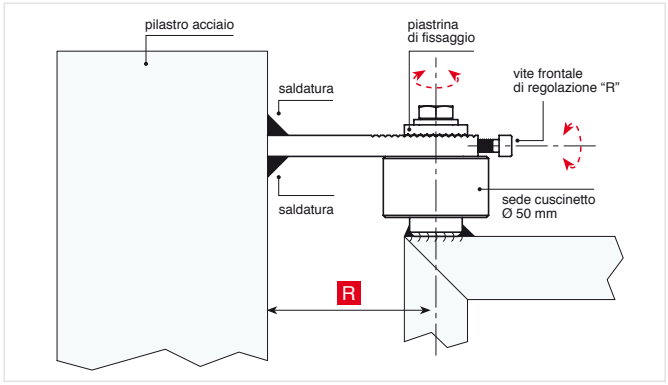



Art. 85G grande Ø70

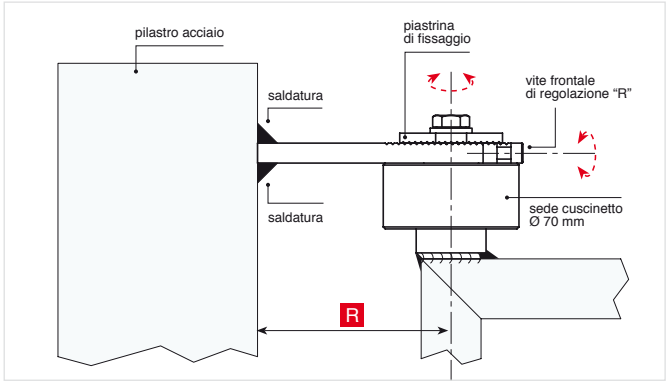

© Copyright Comunello

85 PST medio - grande

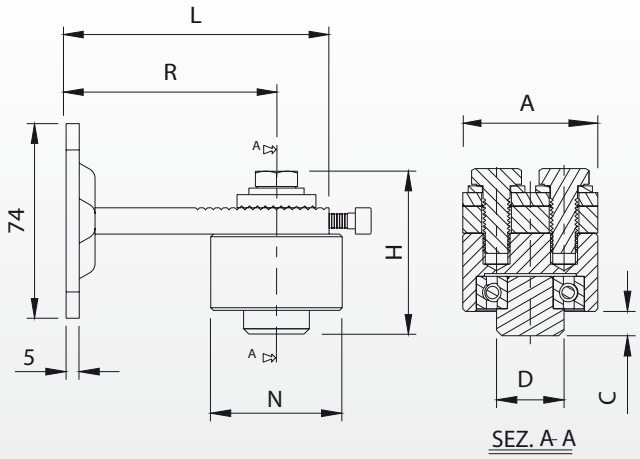



Peso uniformemente distribuito - Equally distributed weight

Articolo	Misura	Codice	A	C	D	H	L	N	R	Kg COPPIA		Kg
85PST-M	medio Ø50	10801407 001	50	9	Ø25	62	100	Ø50	70-85	350	4	4,60
85PST-G	grande Ø70	10801410 001	60	15	Ø35	72	130	Ø70	90-105	500	2	3,20

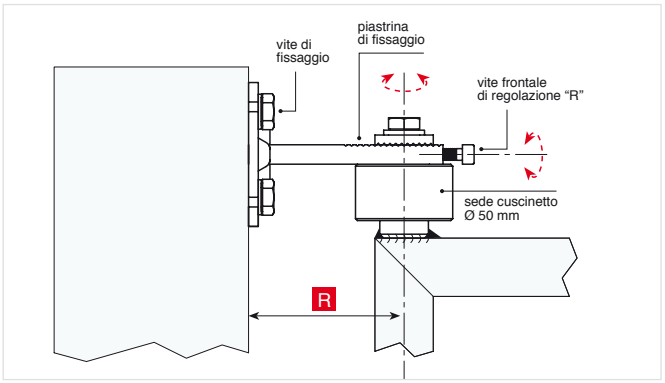



Art. 85PST-M medio Ø50

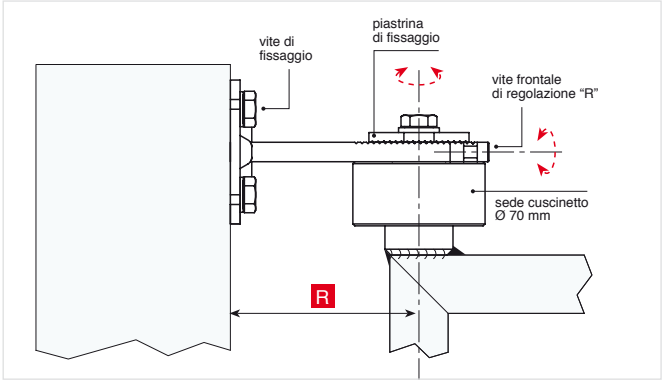



Art. 85G-PST grande Ø70

© Copyright Comunello

85 L medio - grande

Cardine superiore doppia regolazione con piastra a L

Upper hinge double adjustment with L plate
Gond supérieur double réglage avec platine à L
Oberes Torband Doppelverstellung mit L-Platte

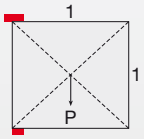

Peso uniformemente distribuito - Equally distributed weight

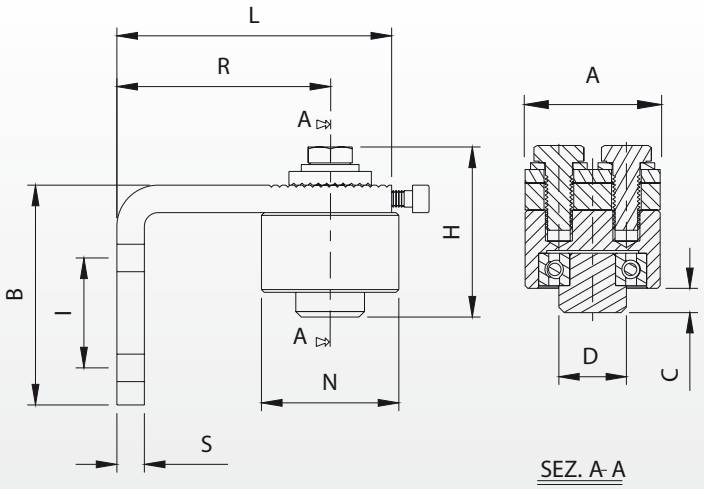

Articolo	Misura	Codice	A	B	C	D	H	I	L	N	R	S	Kg COPPIA		Kg
85L-M	medio Ø50	10801607 001	50	90	9	Ø25	62	45	100	Ø50	70-85	10	350	4	4,80
85L-G	grande Ø70	10801610 001	60	110	15	Ø35	72	55	130	Ø70	90-105	10	500	2	4,20



Art. 85L-M medio Ø50

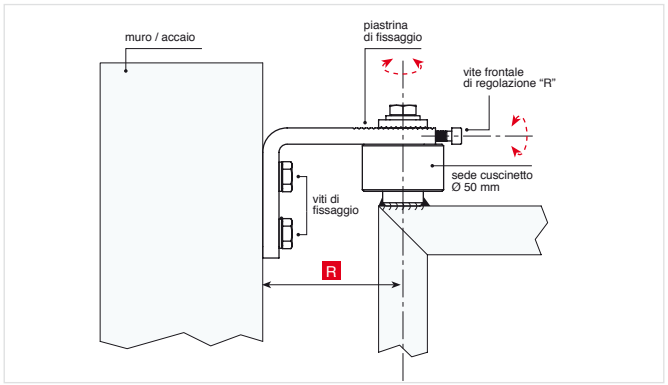



Art. 85L-G grande Ø70

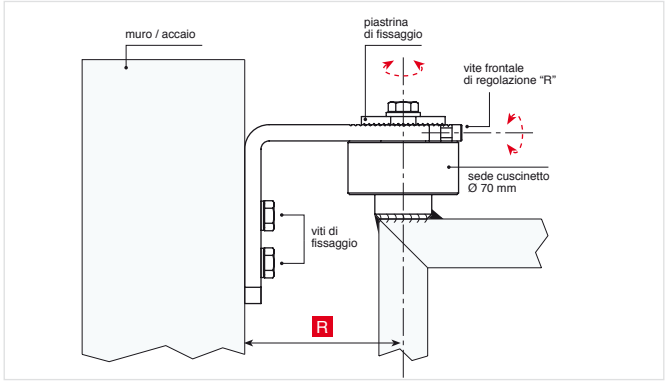

© Copyright Comunello

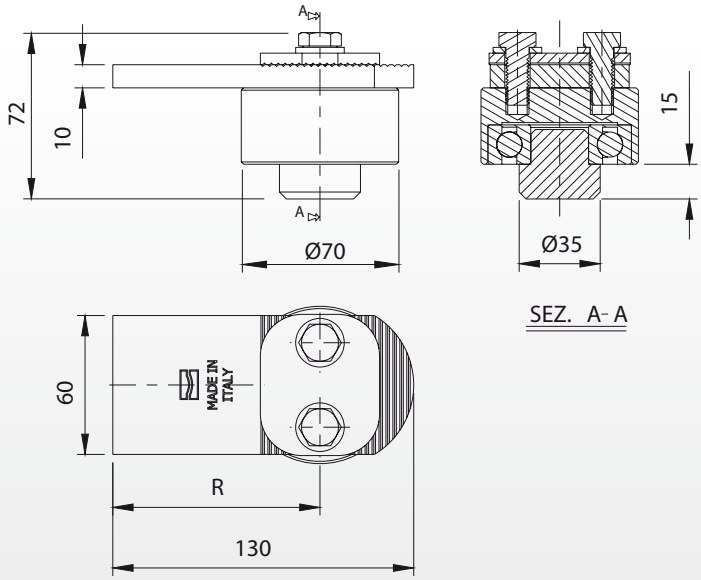



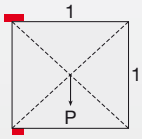

Peso uniformemente distribuito - Equally distributed weight

Articolo	Misura	Codice	R	Kg COPPIA		Kg
86G	grande Ø70	10800510 001	90-105	650	2	3,20

Articolo	Misura	INOX	R	Kg COPPIA		Kg
86I-G	grande Ø70	10800610	90-105	650	2	3,20

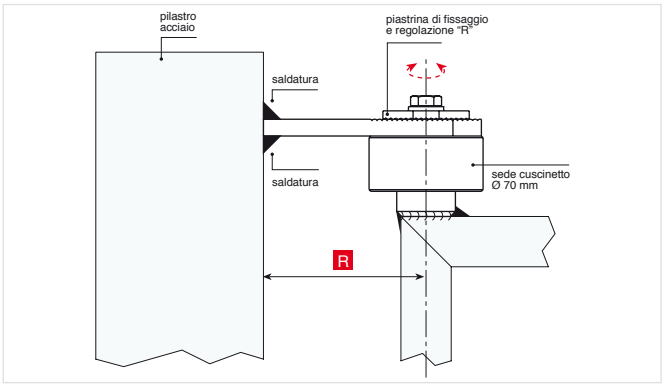



Art. 86G grande Ø70

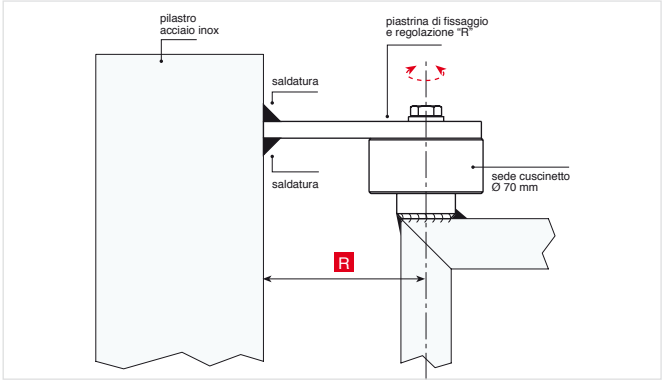



Art. 86I-G grande Ø70

© Copyright Comunello

86 PST grande

Cardine superiore con piastra a fissare

Upper hinge with plate to be screwed
Gond supérieur avec platine à visser
Oberes Torband mit Platte zum Anschrauben



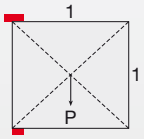

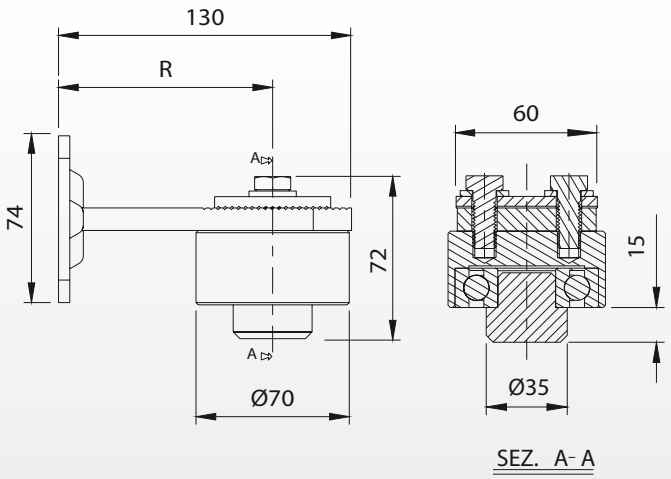

Peso uniformemente distribuito - Equally distributed weight

Articolo	Misura	Codice	R	Kg COPPIA		Kg
86PST-G	grande Ø70	10801710 001	90-105	500	2	3,20



Art. 86PST-G grande Ø70

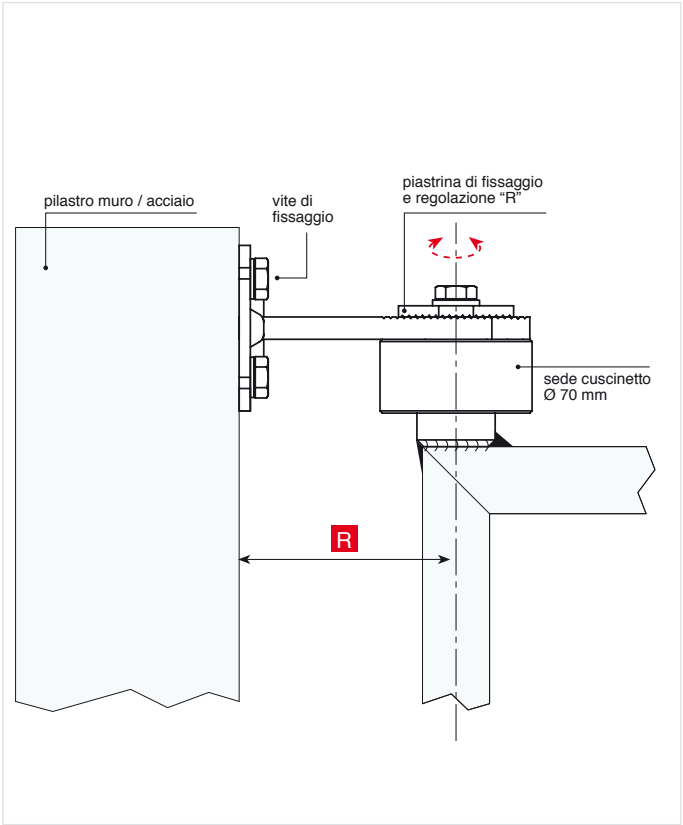

© Copyright Comunello

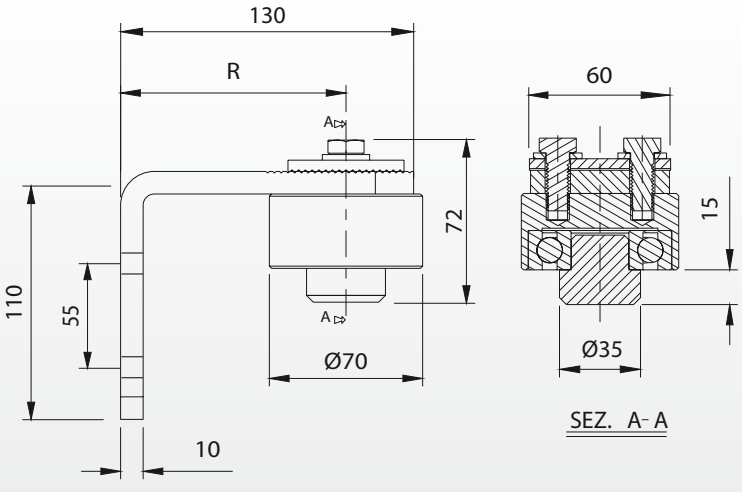

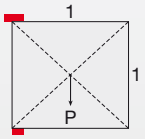

Peso uniformemente distribuito - Equally distributed weight

Articolo	Misura	Codice	R	Kg COPPIA		Kg
86L-G	grande Ø70	10801810 001	90-105	500	2	4,20

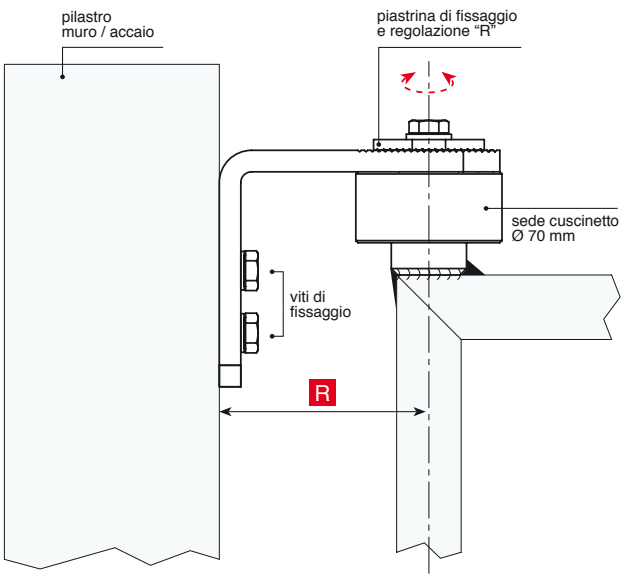



Art. 86L-G grande Ø70

© Copyright Comunello

86 piccolo - 86 piccolo inox

Cardine superiore con piastra
Upper hinge with plate
Gond supérieur avec platine
Oberes Torband mit Platte

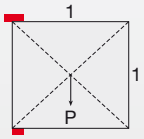

Peso uniformemente distribuito - Equally distributed weight

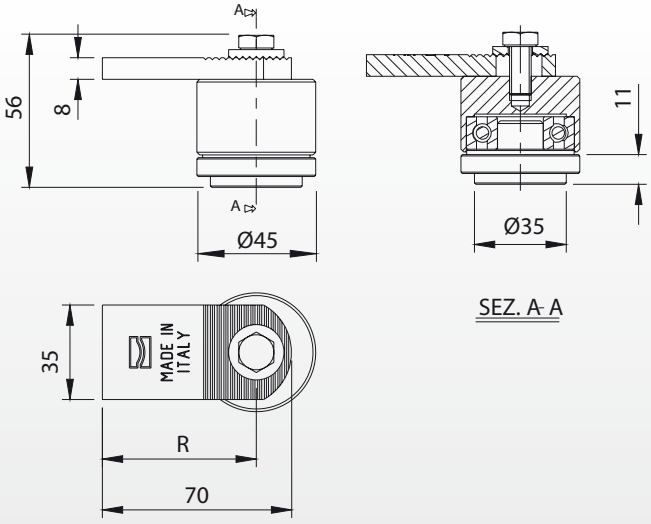

Articolo	Misura	Codice	R	Kg COPPIA		Kg
86P	piccolo Ø45	10800505 001	50-60	200	4	2,30

Articolo	Misura	INOX	R	Kg COPPIA		Kg
86I-P	piccolo Ø50	10800605	50-60	200	2	1,70

Art. 86P piccolo Ø45

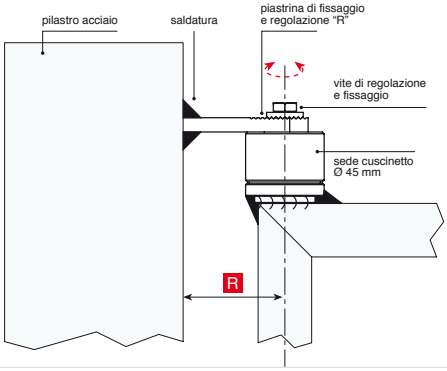



Art. 86I-P piccolo Ø50

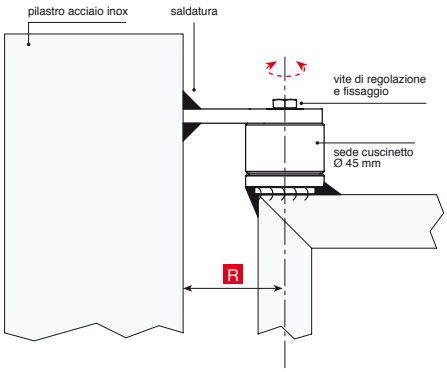

© Copyright Comunello

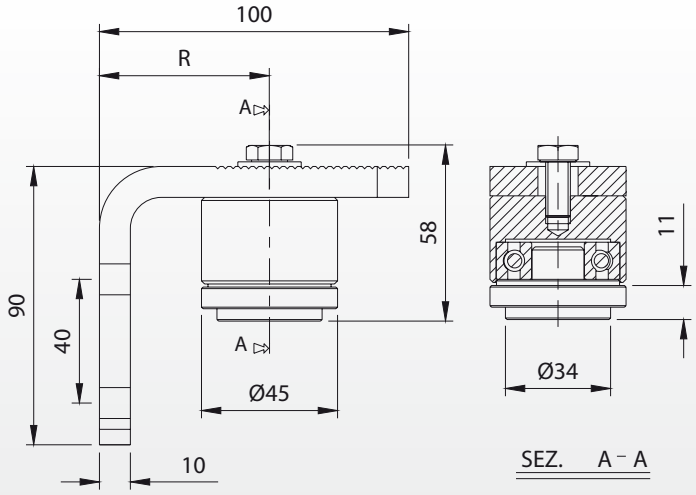

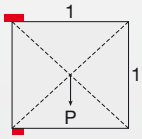

Peso uniformemente distribuito - Equally distributed weight

Articolo	Misura	Codice	R	Kg COPPIA		Kg
86L-P	piccolo Ø45	10801805 001	50-80	200	2	2,00

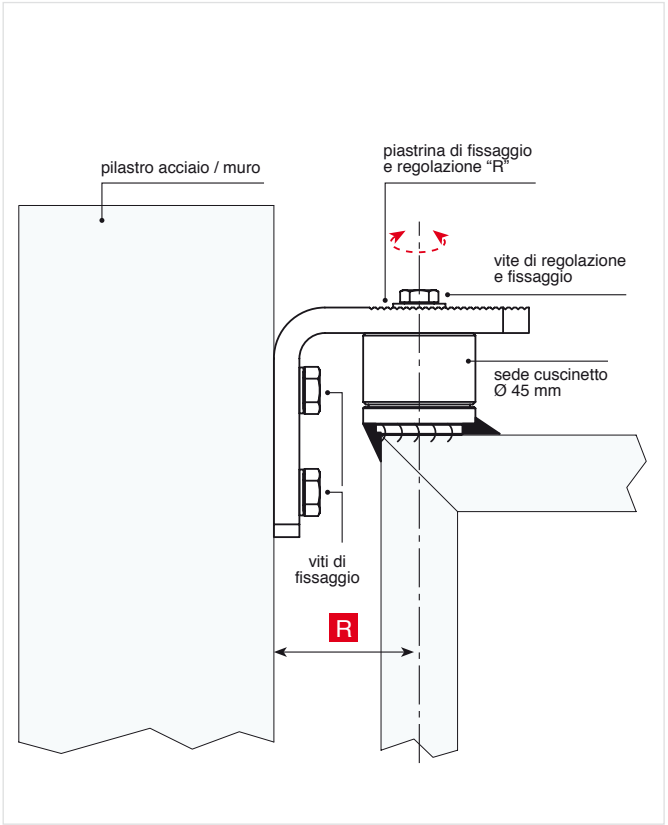



Art. 86L-P piccolo Ø45

© Copyright Comunello

87 medio - grande - 87 grande inox

Cardine inferiore con cuscinetto reggispinta

Bottom hinge with thrust bearing
Gond inférieur avec roulement de butée
Unteres Torband mit Drucklager

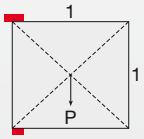

Peso uniformemente distribuito - Equally distributed weight

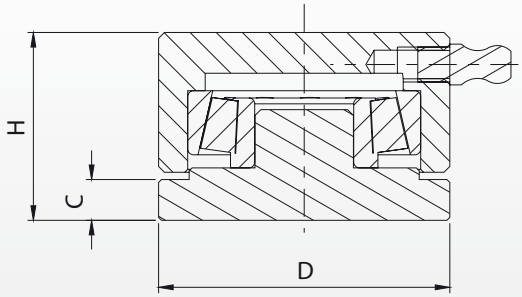

Articolo	Misura	Codice	C	D	H	Kg COPPIA		Kg
87M	medio Ø50	10801007 001	8	Ø50	32	450	4	1,80
87G	grande Ø70	10801010 001	8	Ø70	40	650	2	2,00

Articolo	Misura	INOX	C	D	H	Kg COPPIA		Kg
87I-G	grande Ø70	10801110	8	Ø70	40	650	2	2,00

Art. 87M medio Ø50 - Art. 87G grande Ø70

INOX

Art. 87I-G grande Ø70

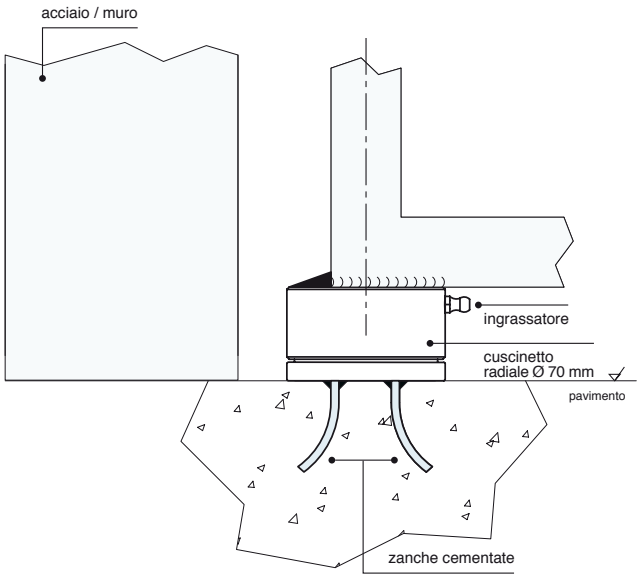

© Copyright Comunello

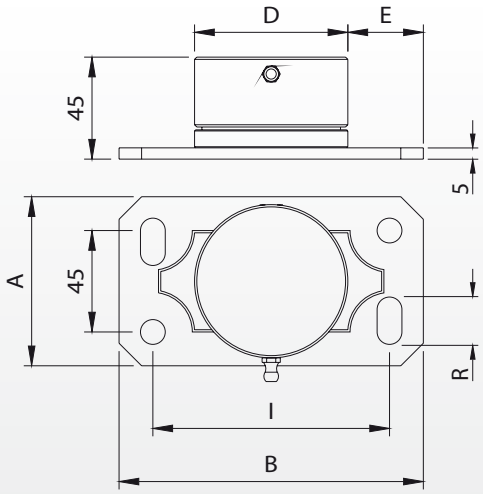



Peso uniformemente distribuito - Equally distributed weight

Articolo	Misura	Codice	A	B	D	E	I	R	Kg COPPIA		Kg
87PST-M	medio Ø50	10801207 001	75	100	Ø50	25	70	10	350	2	1,20
87PST-G	grande Ø70	10801210 001	75	135	Ø70	33,5	105	10	500	2	2,50

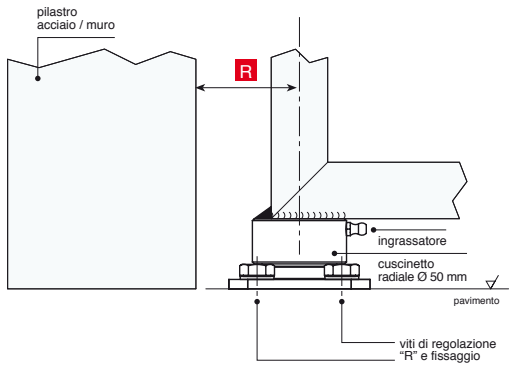



Art. 87PST-M medio Ø50

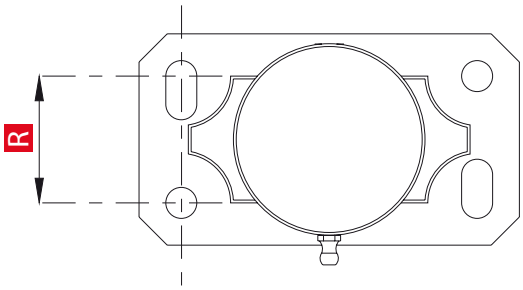



Art. 87PST-G grande Ø70

© Copyright Comunello

87 L medio - grande

Cardine inferiore con cuscinetto reggispinta e piastra a L

Bottom hinge with thrust bearing and L plate
Gond inférieur avec roulement de butée et platine à L
Unteres Torband mit Drucklager und L-Platte

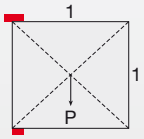

Peso uniformemente distribuito - Equally distributed weight

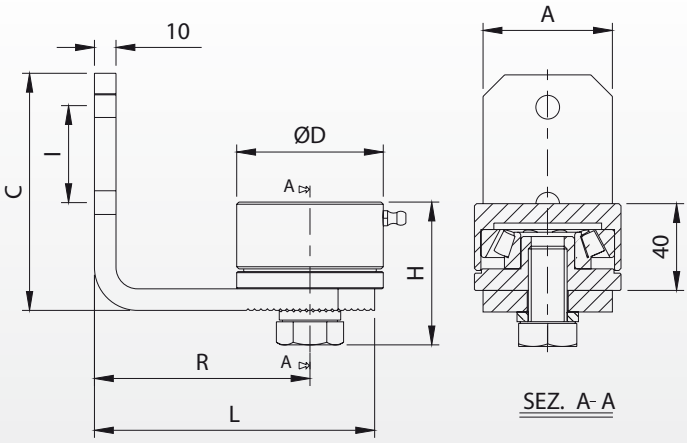

Articolo	Misura	Codice	A	C	D	H	I	L	R	Kg COPPIA		Kg
87L-M	medio Ø50	10801307 001	45	90	Ø50	52	40	100	95-105	350	4	3,50
87L-G	grande Ø70	10801310 001	60	110	Ø70	66	55	130	95-105	500	2	4,00

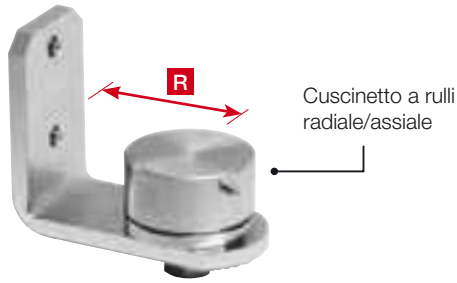

Art. 87L-M medio Ø50

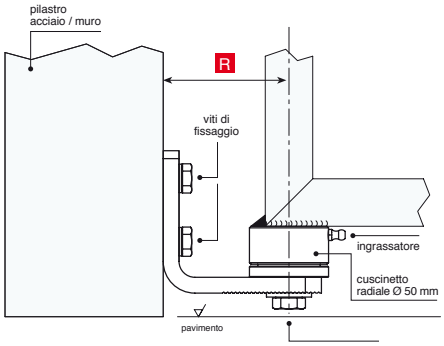

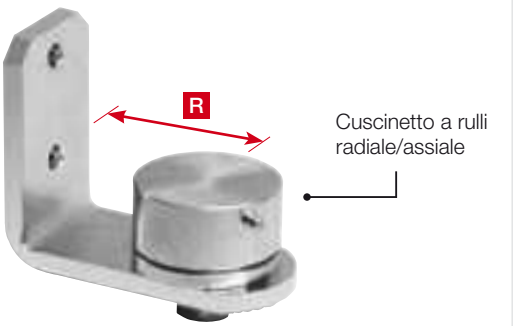

Art. 87L-G grande Ø70

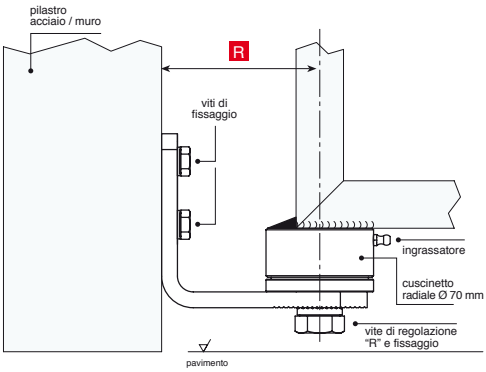

© Copyright Comunello

Piastra inferiore con perno sferico

Base plate with spherical pin
Platine inférieur et pivot sphérique
Bodenplatte mit Drehstift

84 inox

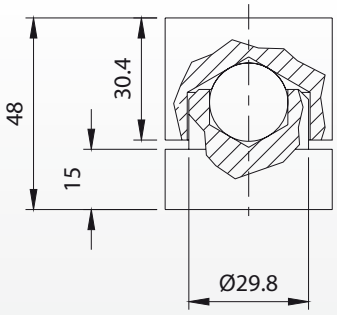

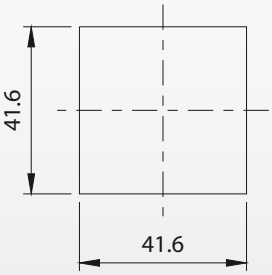

INOX

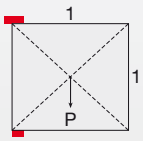

Peso uniformemente distribuito - Equally distributed weight

Articolo	Misura	INOX	Kg COPPIA		Kg
84I	42x42	10800305	100	2	1,20

Cardine inferiore con cuscinetto reggispinta

Bottom hinge with thrust bearing
Gond inférieur avec roulement de butée
Unteres Torband mit Drucklager

87 piccolo - 87 piccolo inox

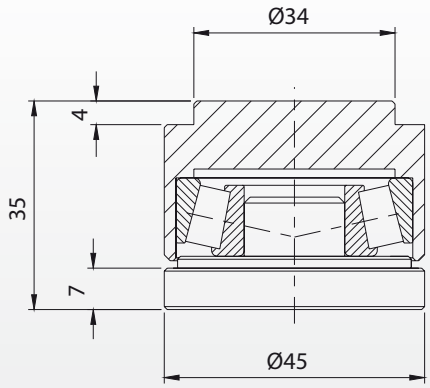

INOX

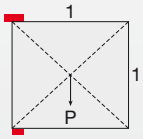

Peso uniformemente distribuito - Equally distributed weight

Articolo	Misura	Codice	Kg COPPIA		Kg
87P	piccolo Ø45	10801005 001	200	4	1,50

Articolo	Misura	INOX	Kg COPPIA		Kg
87I-P	piccolo Ø50	10801105	200	2	0,96

© Copyright Comunello

87 PST Piccolo

Cardine inferiore con cuscinetto reggispinta e piastra a fissare

Bottom hinge with thrust bearing and plate to be screwed
Gond inférieur avec roulement de butée et platine à visser
Unteres Torband mit Drucklager und Platte zum Anschrauben

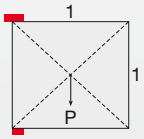

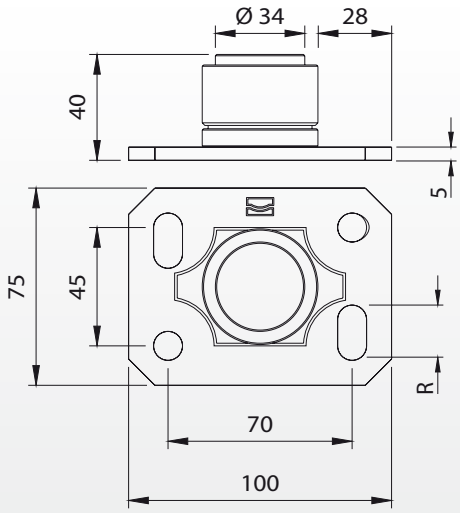

Peso uniformemente distribuito - Equally distributed weight

Articolo	Misura	Codice	R	Kg COPPIA		Kg
87PST-P	piccolo Ø45	10801205 001	10	200	2	1,20



Art. 87PST-P piccolo Ø45

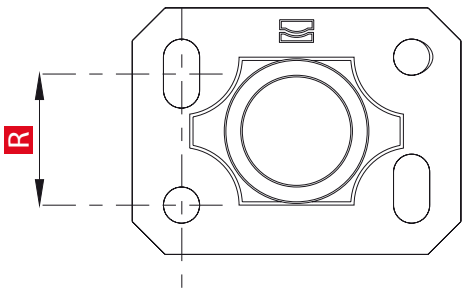

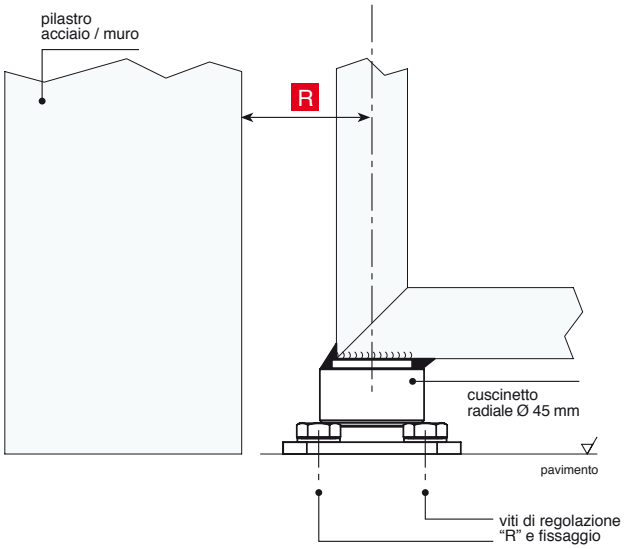

© Copyright Comunello

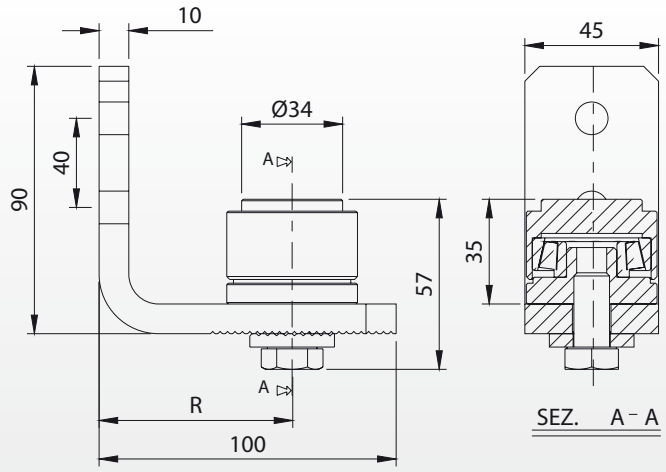



Peso uniformemente distribuito - Equally distributed weight

Articolo	Misura	Codice	R	Kg COPPIA		Kg
87L-P	piccolo Ø45	10801305 001	50-80	200	4	3,00

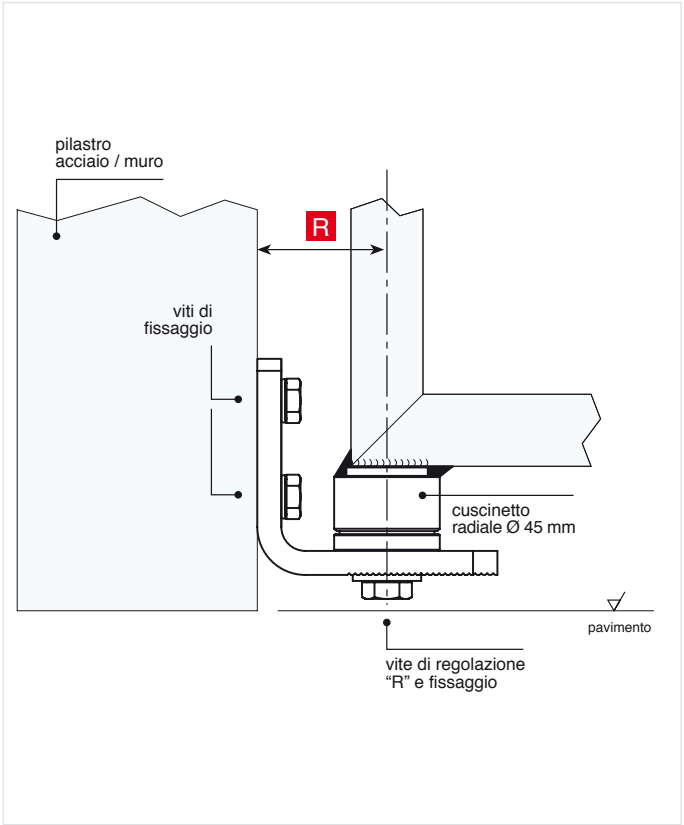



Art. 87L-P piccolo Ø45

© Copyright Comunello

Cardine superiore perno quadro piastra a saldare

Upper hinge with square pin and plate to be welded
Gond supérieur avec pivot carré et platine à souder
Oberes Torband mit viereckigem Stift und Platte zum Schweißen



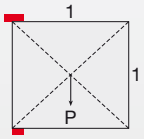

Peso uniformemente distribuito - Equally distributed weight

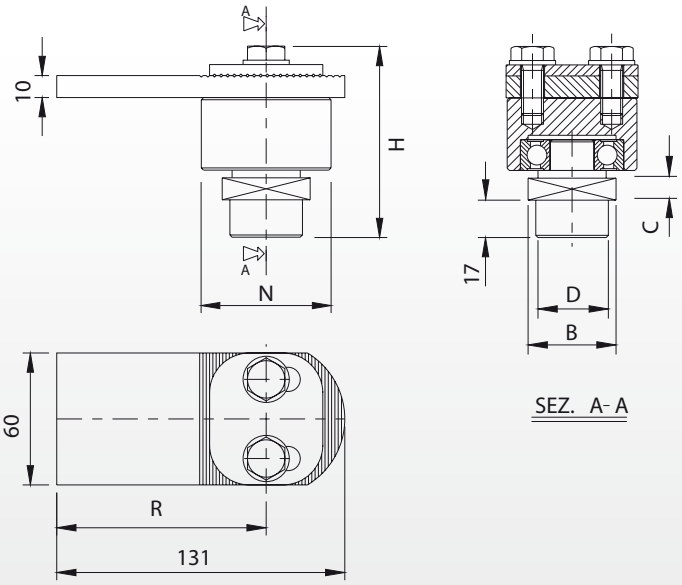

Articolo	Codice	B	C	D	H	N	R	Kg COPPIA		Kg
88-40	10801505 001	40	10	Ø33	87	59	90-105	200	2	3,20
88-50	10801510 001	50	10	Ø43	87	59	90-105	450	2	3,50
88-60	10801515 001	60	15	Ø52	92	68	90-105	650	2	4,50



Art. 88-50



Art. 88-60

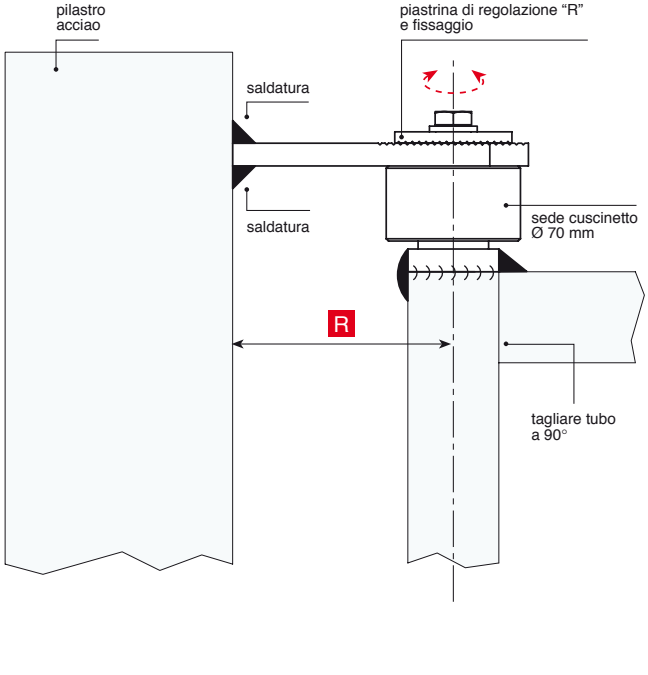

© Copyright Comunello

Cardine superiore perno quadro piastra a fissare

Upper hinge with square pin and plate to be screwed
Gond supérieur avec pivot carré et platine à visser
Oberes Torband mit viereckigem Stift und Platte zum Anschrauben

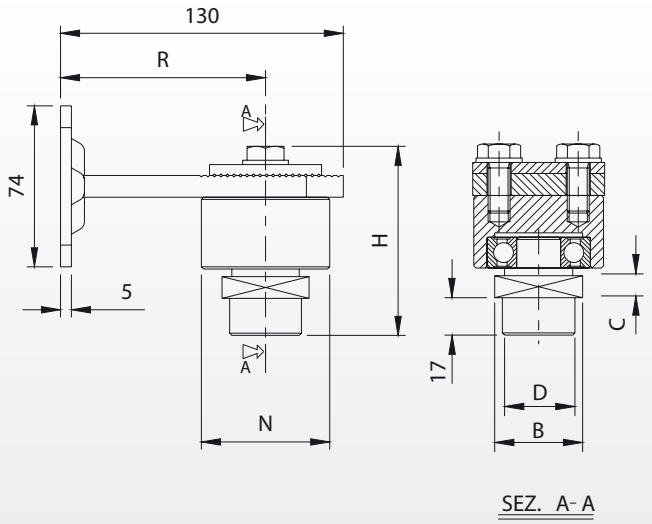



Peso uniformemente distribuito - Equally distributed weight

Articolo	Codice	B	C	D	H	N	R	Kg COPPIA		Kg
88PST-40	10802205 001	40	10	Ø33	87	59	90-105	200	2	3,60
88PST-50	10802210 001	50	10	Ø43	87	59	90-105	350	2	3,90
88PST-60	10802215 001	60	15	Ø52	92	68	90-105	500	2	4,90

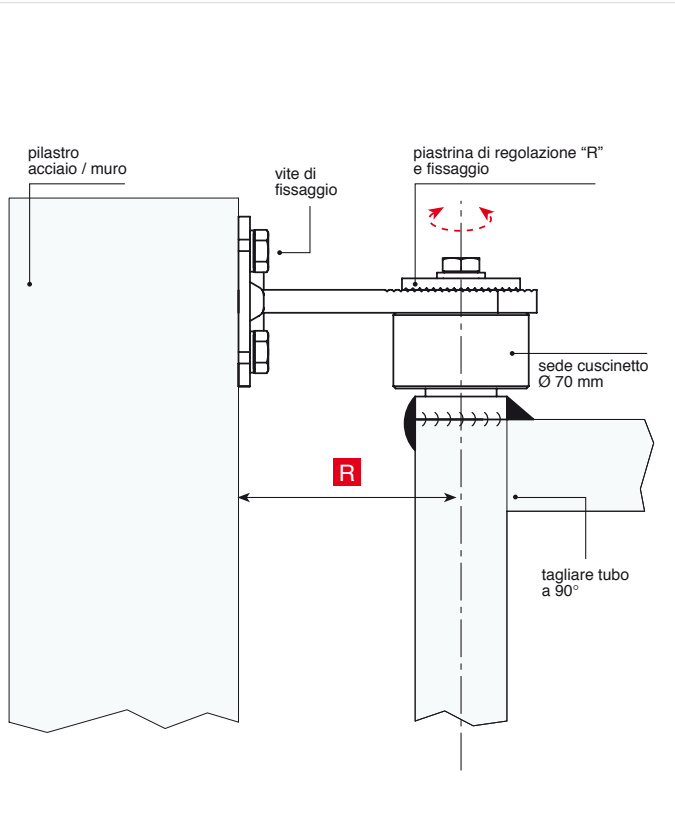



Art. 88PST-50



Art. 88PST-60

© Copyright Comunello

Comunello Professional®

88 L

Cardine superiore piastra a fissare a L

Upper hinge with square pin and L plate to be screwed
Gond supérieur avec platine à L
Oberes Torband mit viereckigem Stift und L-Platte zum Anschrauben

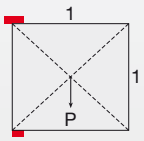

Peso uniformemente distribuito - Equally distributed weight

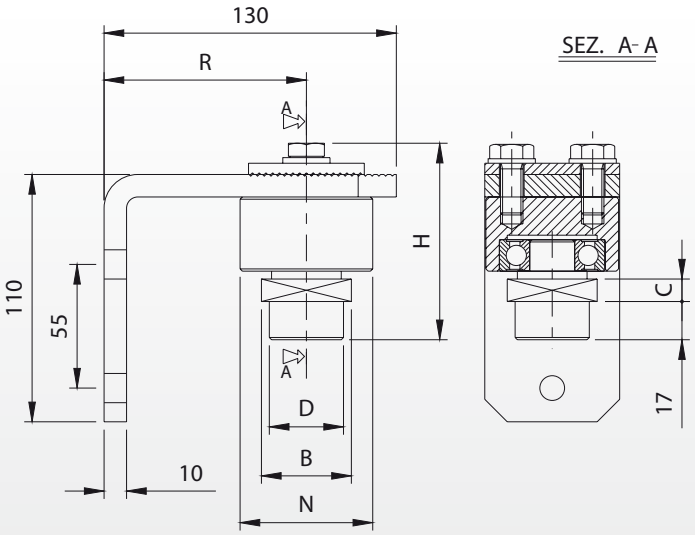

Articolo	Codice	B	C	D	H	N	R	Kg COPPIA		Kg
88L-40	10802105 001	40	10	Ø33	87	59	90-105	200	2	4,00
88L-50	10802110 001	50	10	Ø43	87	59	90-105	350	2	4,30
88L-60	10802115 001	60	15	Ø52	92	68	90-105	500	2	5,30



Art. 88L-50



Art. 88L-60

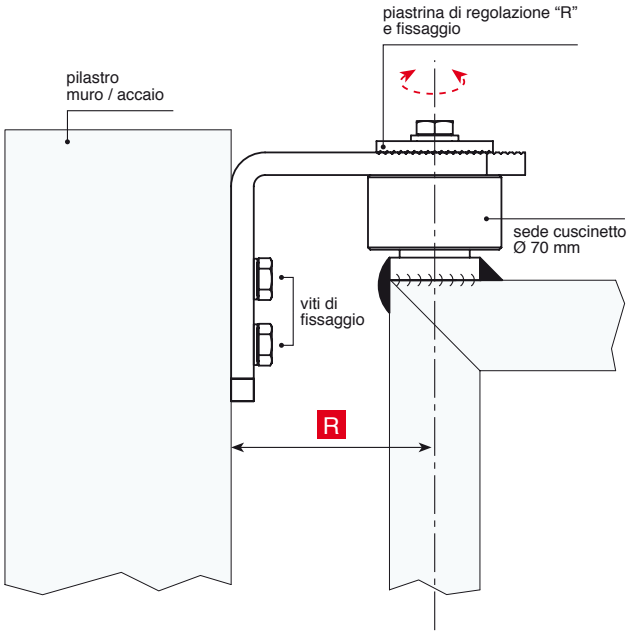

© Copyright Comunello

Maxiperno inferiore

Bottom big pin
Pivot grand inférieur
Unterer maxibolzen

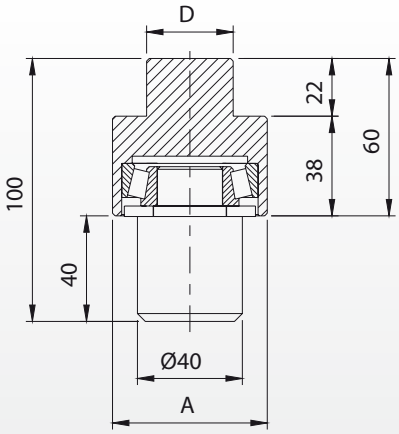

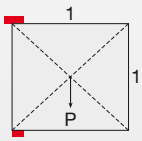

Peso uniformemente distribuito - Equally distributed weight

Articolo	Misura	Codice	A	D	Kg COPPIA		Kg
89-40	Ø40	10802005	Ø59	Ø33	200	2	2,60
89-50	Ø50	10802010	Ø59	Ø43	400	2	2,80
89-60	Ø60	10802015	Ø64	Ø53	650	2	3,30

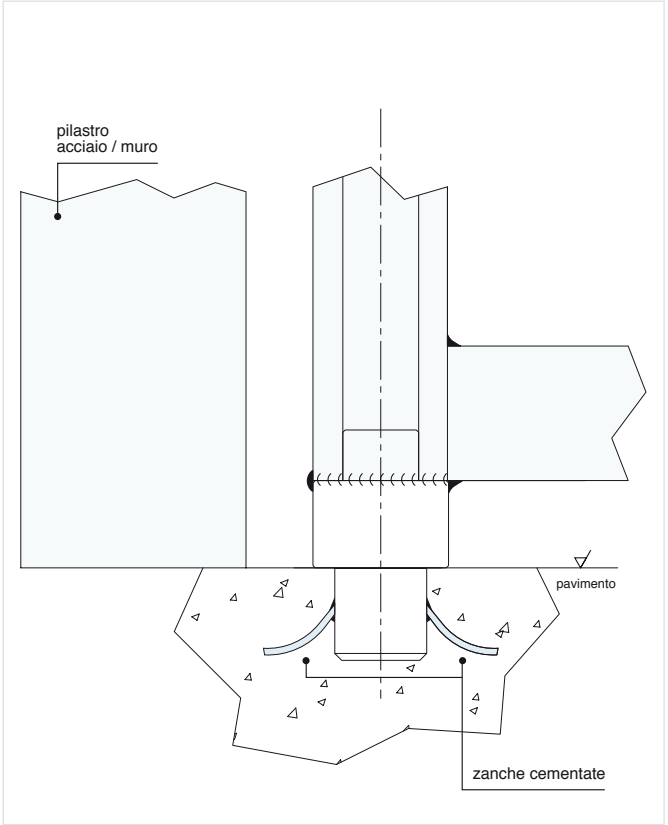

Art. 89



Art. 89 smontato

© Copyright Comunello

Comunello Professional®

85 XL

Cardine superiore pesante doppia regolazione e piastra a fissare

Heavy upper hinge double adjustment and plate to be screwed
Gond supérieur lourd double réglage platine à visser
Schweres oberes Torband Doppelverstellung und Platte zum Anschrauben



Peso uniformemente distribuito - Equally distributed weight

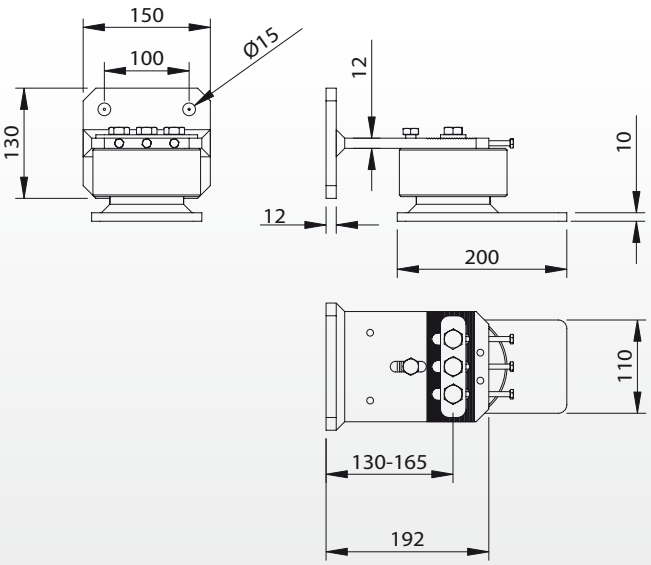

Articolo	Codice	R	Kg COPPIA		Kg
85XL	10800411 001	130-165	4000	1	10,20

Per maggiori informazioni tecniche riguardo il montaggio ed il dimensionamento dei cancelli consultare da **pag. 438 sez. "Heavy Door"**

For further technical information on assembly and dimensioning of the heavy leaf gates refer to section "Heavy Door" on page 438
Pour plus d'informations techniques relatives au montage et au dimensionnement des portails avec vantail lourds, veuillez consulter la section Heavy Door à la page 438
Für weitere technische Auskünfte über die Montage und die Auslegung der schweren Flügeltore Bezug auf Kapitel „Heavy Door" auf Seite 438 nehmen.



Art. 85XL

Cuffia per art. 85XL

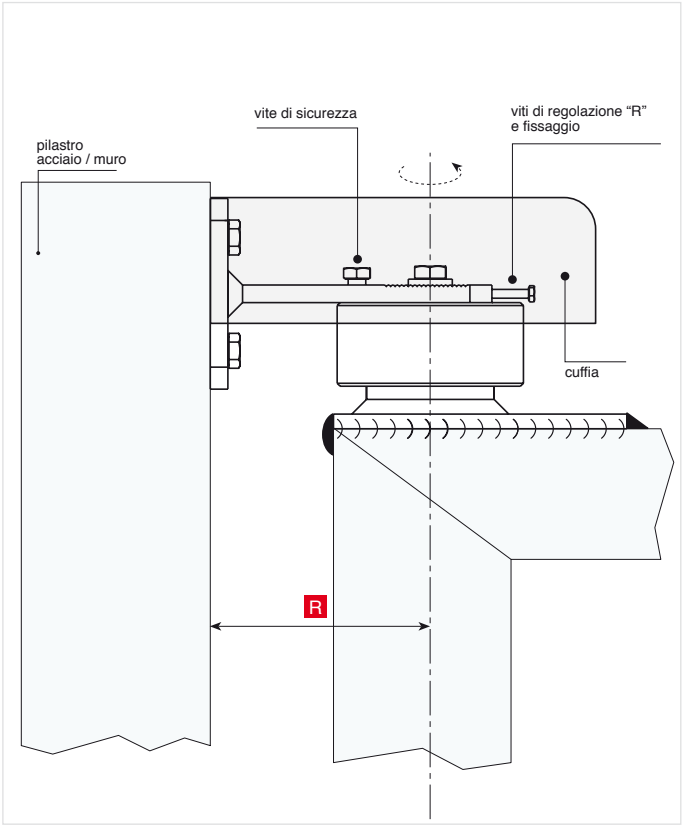

© Copyright Comunello

Cardine inferiore pesante con cuscinetto reggispinta e piastra a fissare

Heavy bottom hinge with thrust bearing and plate to be screwed
Gond inférieur lourd avec roulement de butée et platine à visser
Schweres oberes Torband mit Drucklager und Platte zum Anschrauben

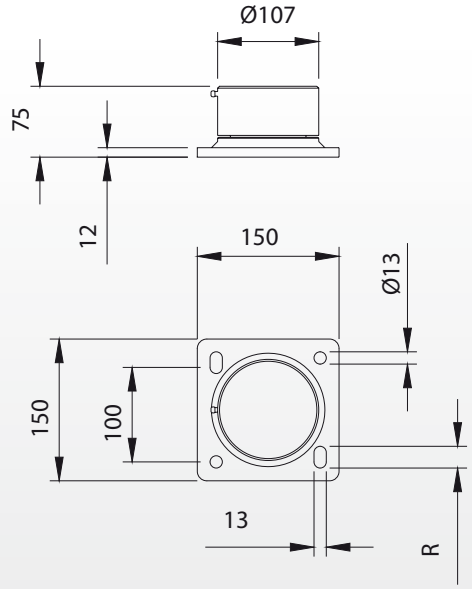



Peso uniformemente distribuito - Equally distributed weight

Articolo	Codice	R	Kg COPPIA		Kg
87XL	10801011 001	10	4000	1	5,50

Per maggiori informazioni tecniche riguardo il montaggio ed il dimensionamento dei cancelli consultare da **pag. 438 sez. "Heavy Door"**

For further technical information on assembly and dimensioning of the heavy leaf gates refer to section "Heavy Door" on page 438
Pour plus d'informations techniques relatives au montage et au dimensionnement des portails avec vantail lourds, veuillez consulter la section Heavy Door à la page 438
Für weitere technische Auskünfte über die Montage und die Auslegung der schweren Flügeltore Bezug auf Kapitel „Heavy Door" auf Seite 438 nehmen.

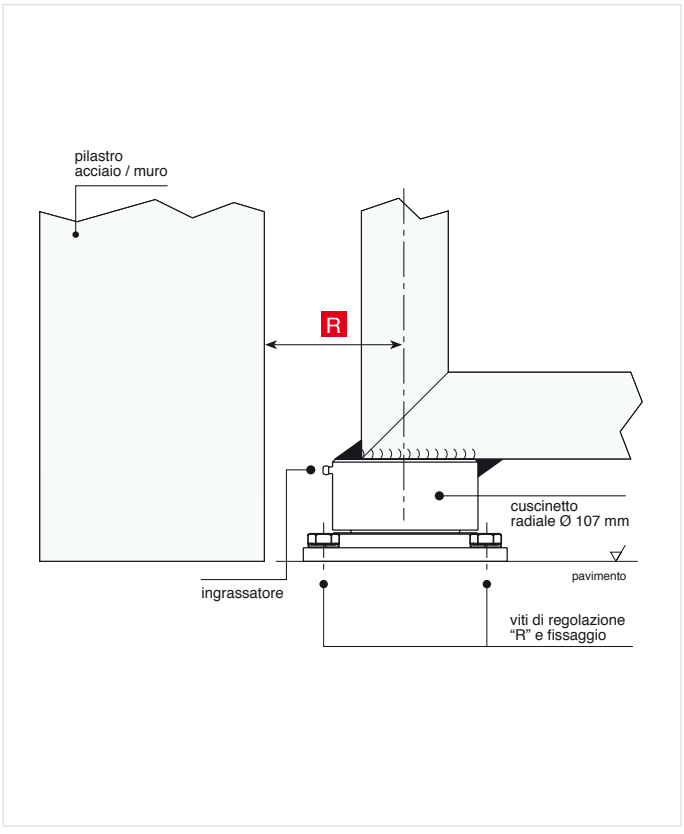



Art. 87XL



Art. 87XL smontato

© Copyright Comunello

Comunello Professional®

Abbinamenti 85 - 87

85 Grande e medio - 87 Grande e medio

85 Big and medium - 87 Big and medium
85 Grand et moyen - 87 Grand et moyen
85 Gross und medium - 87 Gross und medium

85 grande Ø70 mm

87 grande Ø70 mm

85 grande PST

85 grande “L”

87 grande PST

87 grande “L”

85 + 87 medio Ø50 mm

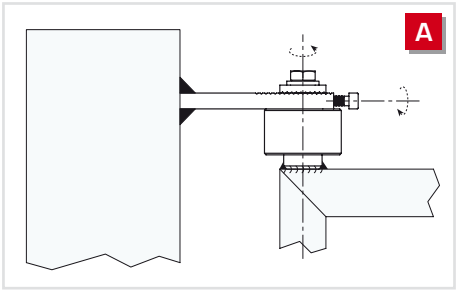

85 medio Ø50 mm

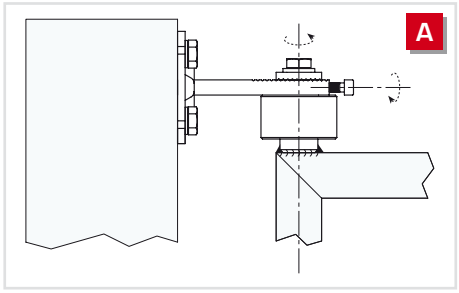

85 medio PST Ø50 mm

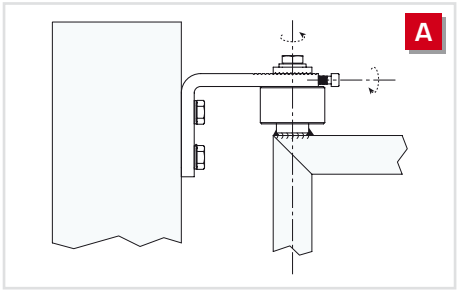

85 medio “L” Ø50 mm

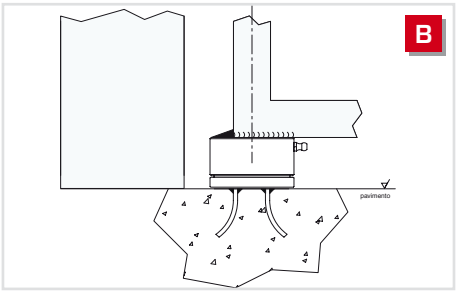

87 medio Ø50 mm

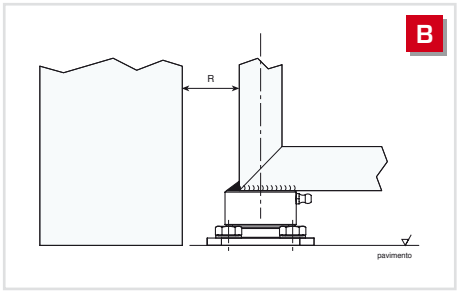

87 medio PST Ø50 mm

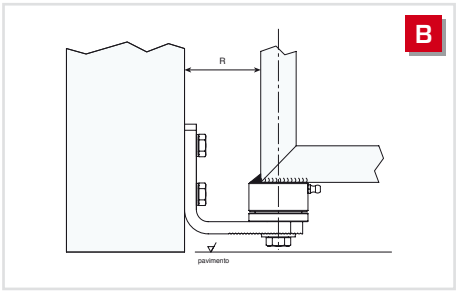

87 medio “L” Ø50 mm

Kg

A+B = 450 kg

A+B = 350 kg

A+B = 350 kg

85 + 87 grande Ø70 mm

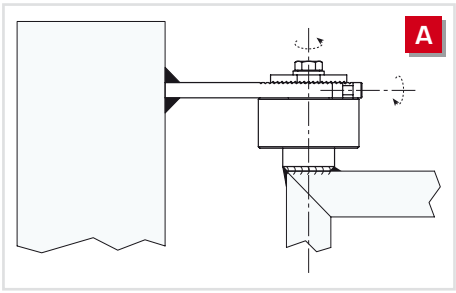

85 grande Ø70 mm

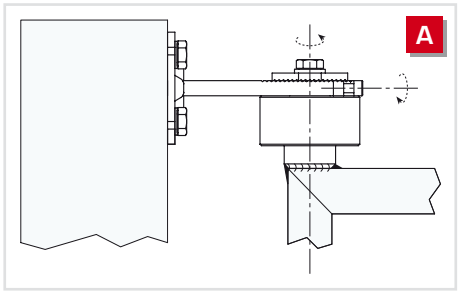

85 grande PST Ø70 mm

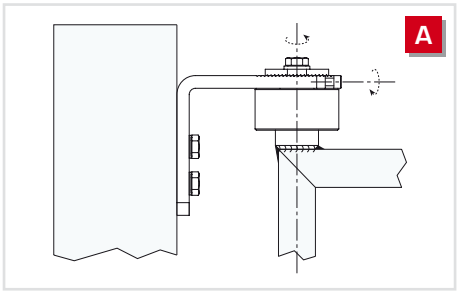

85 grande “L” Ø70 mm

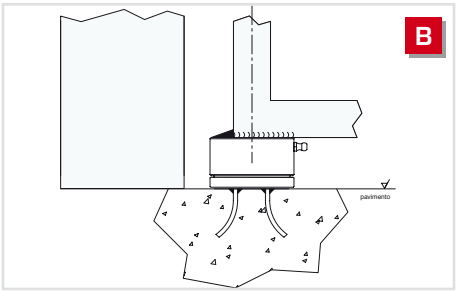

87 grande Ø70 mm

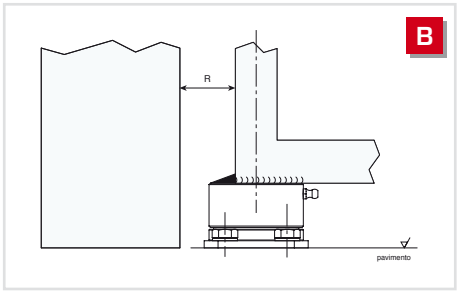

87 grande PST Ø70 mm

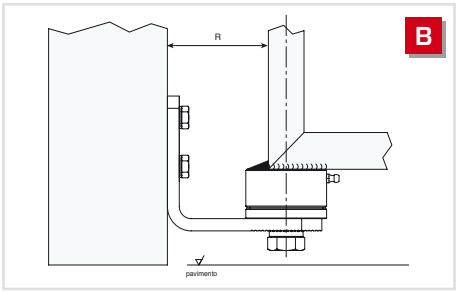

87 grande “L” Ø70 mm

Kg

A+B = 650 kg

A+B = 500 kg

A+B = 500 kg

© Copyright Comunello

86 grande Ø70 mm

87 grande Ø70 mm

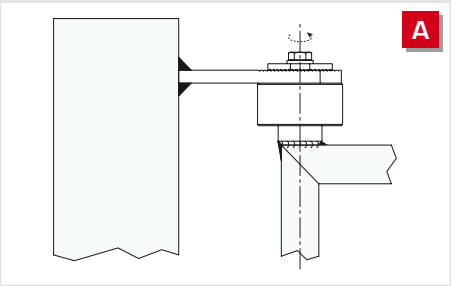

86 grande Ø70 mm

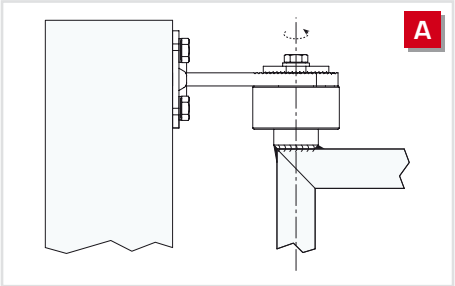

86 grande PST Ø70 mm

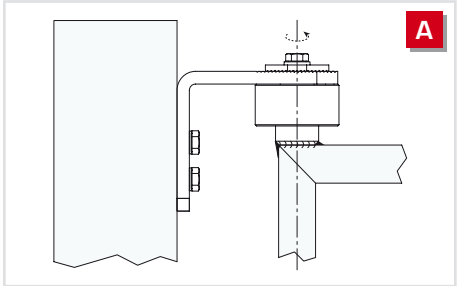

86 grande “L” Ø70 mm

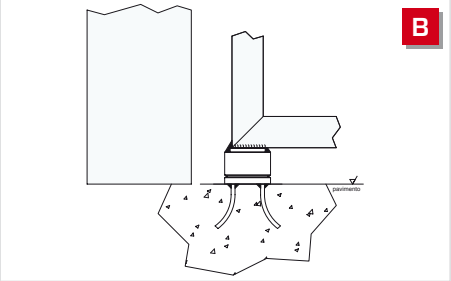

87 grande Ø70 mm

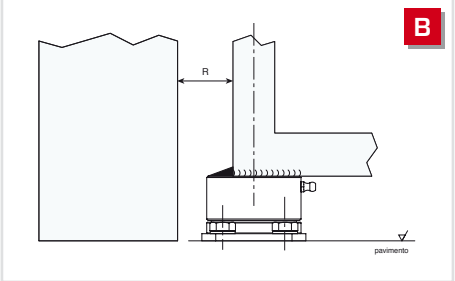

87 grande PST Ø70 mm

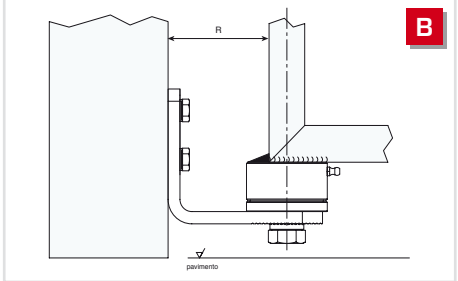

87 grande “L” Ø70 mm

A+B = 650 kg

A+B = 500 kg

A+B = 500 kg

Kg

86 + 87 grande Ø70 mm

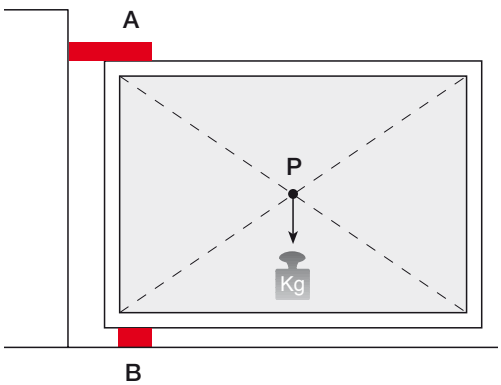

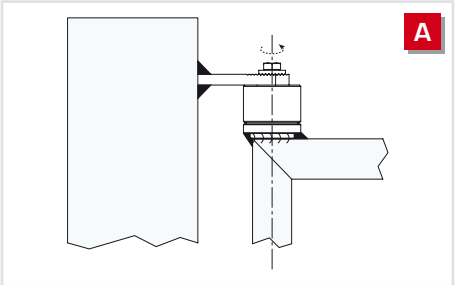

86 piccolo Ø45 mm

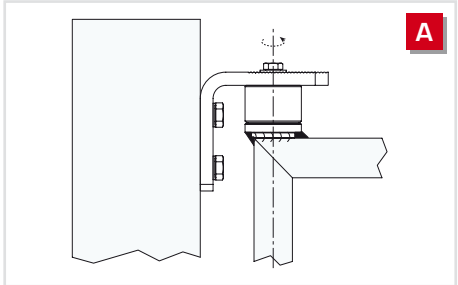

86 piccolo “L” Ø45 mm

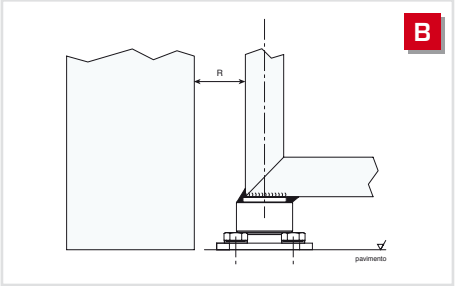

87 piccolo PST Ø45 mm

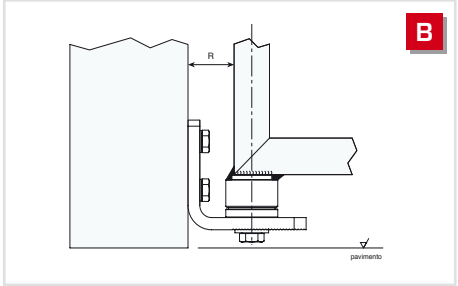

87 piccolo “L” Ø45 mm

A+B = 200 kg

A+B = 200 kg

Kg

86 + 87 piccolo Ø45 mm

© Copyright Comunello

Abbinamenti 88 - 87

88 Grande – 87 Grande

88 Big - 87 big
88 Grand – 87 grand
88 Gross - 87 gross

88 grande Ø70 mm

87 grande Ø70 mm

88 grande PST

88 grande “L”

87 grande PST

87 grande “L”

88 + 87 grande Ø70 mm

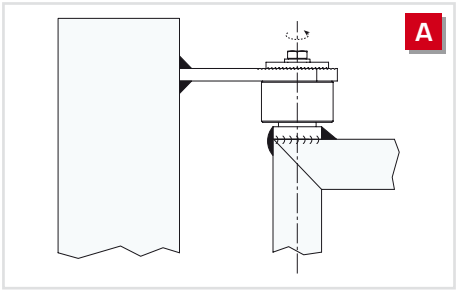

88 grande Ø70 mm

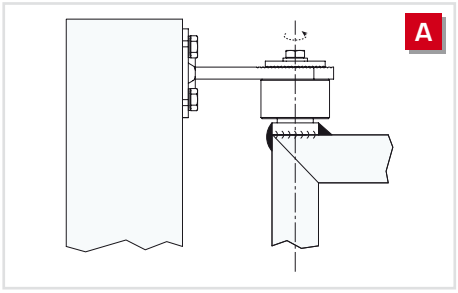

88 grande PST Ø70 mm

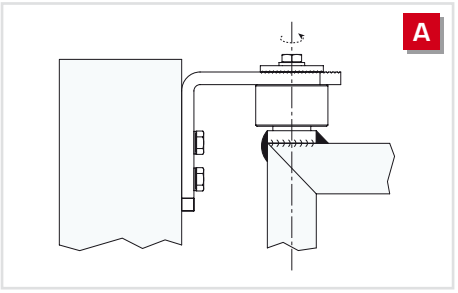

88 grande “L” Ø70 mm

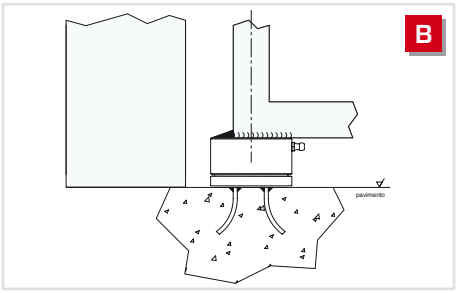

87 grande Ø70 mm

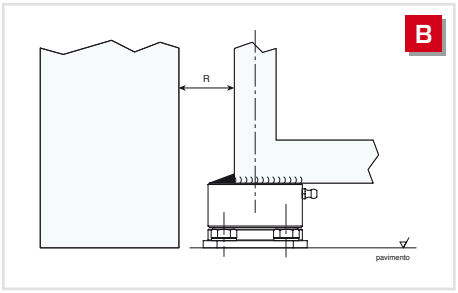

87 grande PST Ø70 mm

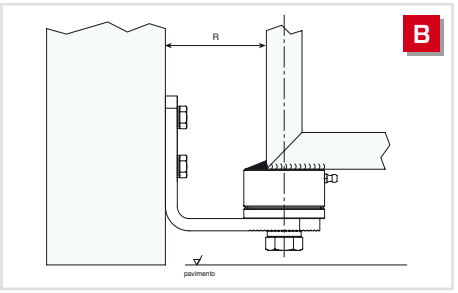

87 grande “L” Ø70 mm

Kg			
	A+B = 650 kg	A+B = 500 kg	A+B = 500 kg

© Copyright Comunello

Abbinamenti 88 - 89

89 grande Ø70 mm

88 grande Ø70 mm

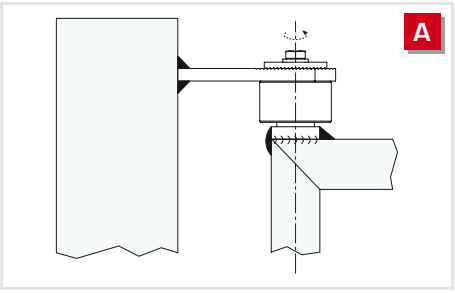

88 grande Ø70 mm

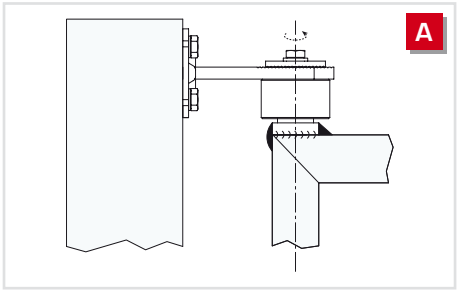

88 grande PST Ø70 mm

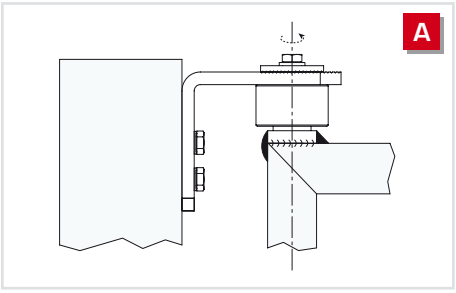

88 grande “L” Ø70 mm

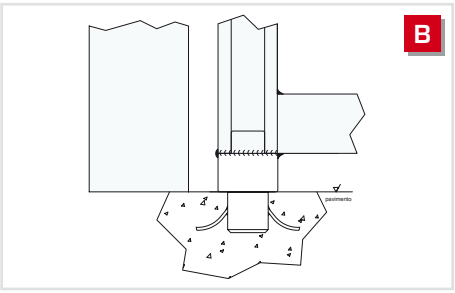

89 grande Ø70 mm

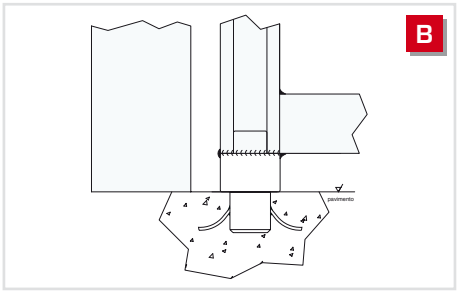

89 grande PST Ø70 mm

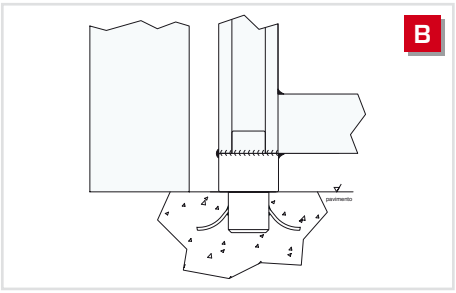

89 grande “L” Ø70 mm

88 + 89 grande Ø70 mm

A+B = 650 kg	A+B = 500 kg	A+B = 500 kg	Kg

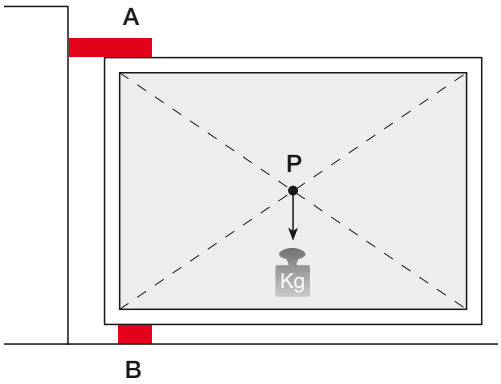

© Copyright Comunello

90 piccolo - grande

Cardine con ala cerniera

Hinge with wing
Gond avec aile paumelle
Torband mit Lasche

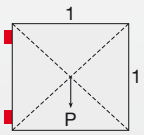

Peso uniformemente distribuito - Equally distributed weight

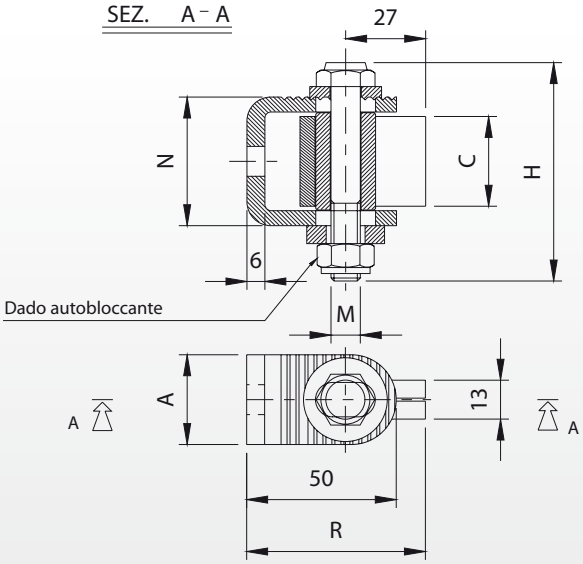

Articolo	Misura	Codice	A	C	H	M	N	R	Kg COPPIA		Kg
90P	piccolo	10802505	30	30	73	M10	43	55-65	200	20	8,40
90G	grande	10802510	35	49	95	M12	63	54-64	300	10	6,40

Art. 90P piccolo

Art. 90G grande

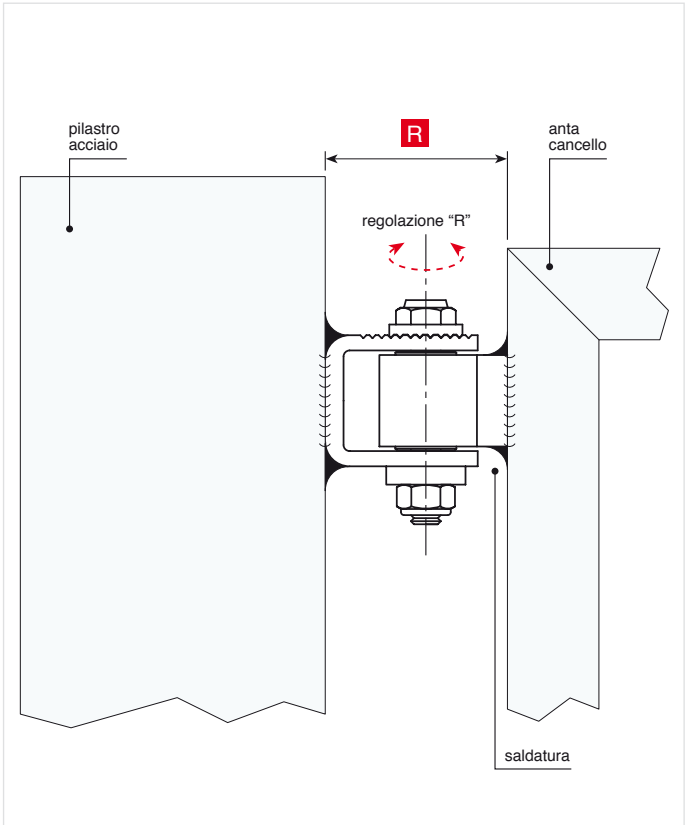

© Copyright Comunello

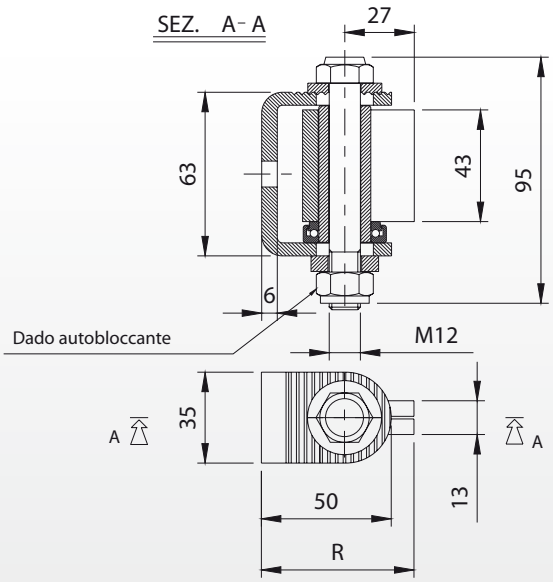

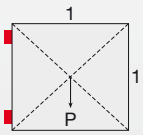

Peso uniformemente distribuito - Equally distributed weight

Articolo	Misura	Codice	R	Kg COPPIA		Kg
92G	grande	10803005	54-64	300	10	6,30

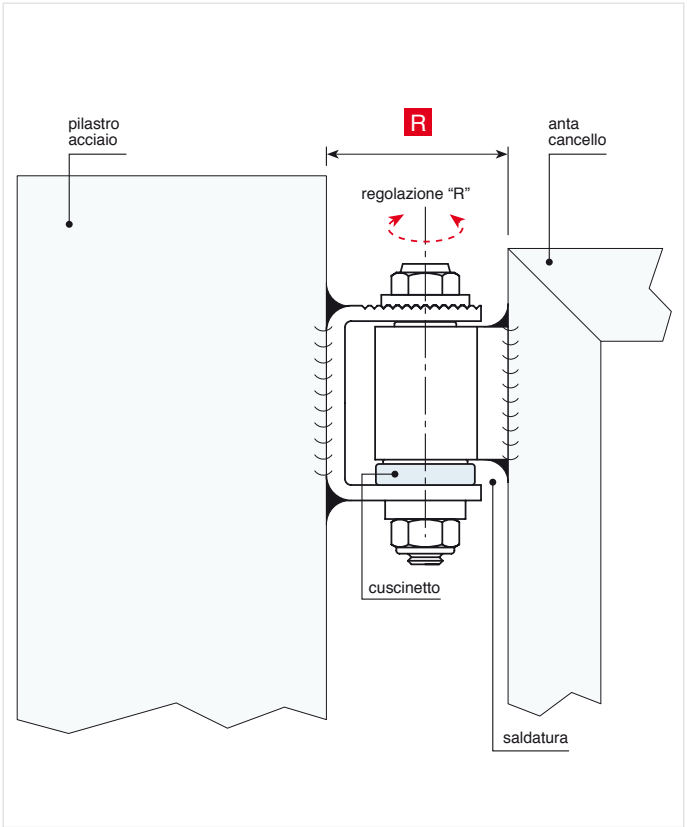

Art. 92G grande

© Copyright Comunello

94 piccolo - grande

Cardine ala cerniera con piastra a fissare

Hinge with wing and plate to be screwed
Gond avec aile paumelle et platine à visser
Torband mit Lasche und Platte zum Anschrauben

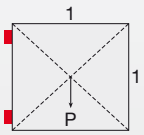

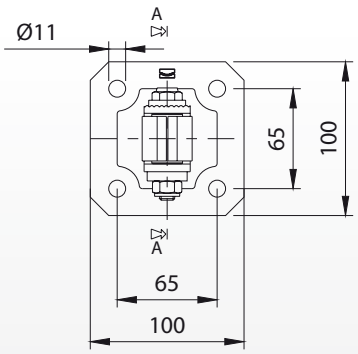

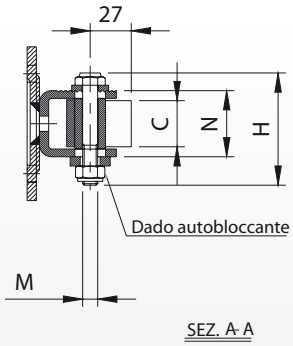

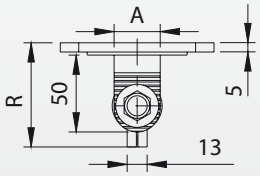

Peso uniformemente distribuito - Equally distributed weight

Articolo	Misura	Codice	A	C	H	M	N	R	Kg COPPIA		Kg
94P	piccolo	10803505 001	30	30	73	M10	43	63-73	200	20	15,80
94G	grande	10803510 001	35	49	95	M12	63	62-72	300	10	9,60



Art. 94P piccolo



Art. 94G grande

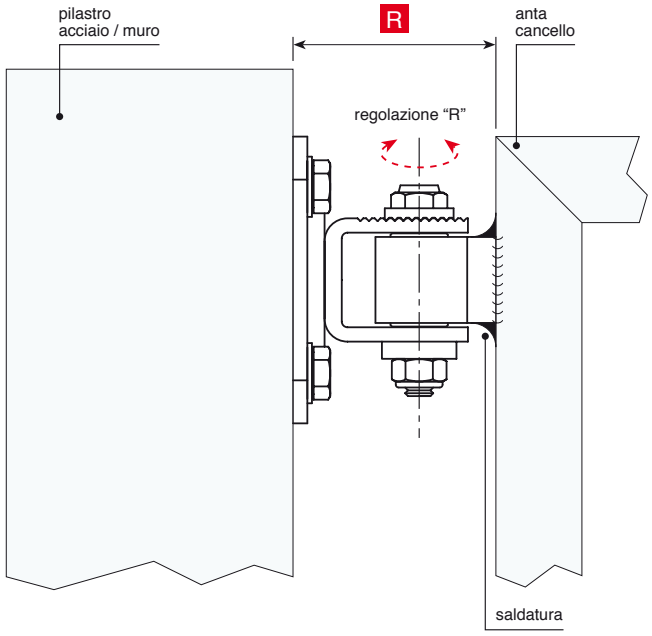

© Copyright Comunello

Cardine ala cerniera e cuscinetto con piastra a fissare

Hinge with wing, bearing and plate to be screwed
Gond avec aile paumelle et roulement avec platine à visser
Torband mit Lasche, Kugellager und Platte zum Anschrauben

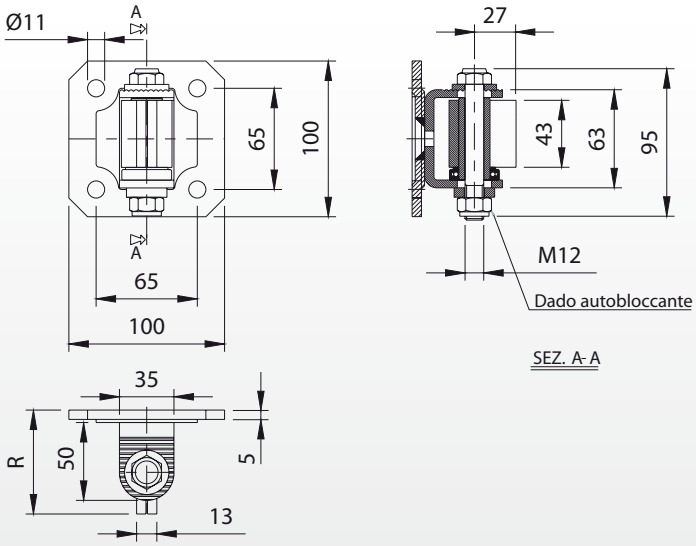

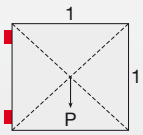

Peso uniformemente distribuito - Equally distributed weight

Articolo	Misura	Codice	R	Kg COPPIA		Kg
96G	grande	10804005 001	62-72	300	10	10,00

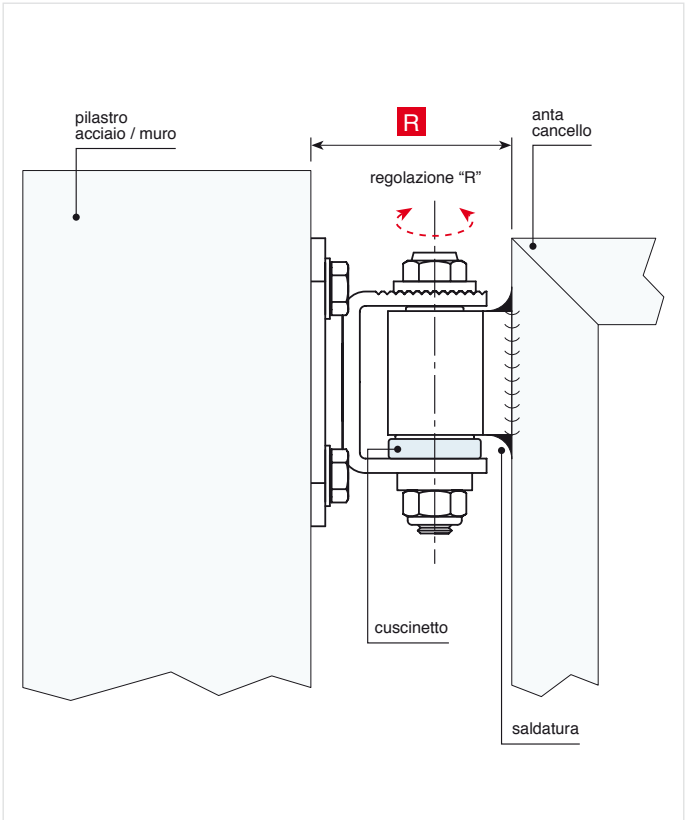



Art. 96G grande

© Copyright Comunello

100 piccolo - grande

Cardine con cavallotto

Hinge with u bolt
Gond avec crampillon
Torband mit U-Bügel

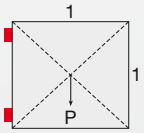

Peso uniformemente distribuito - Equally distributed weight

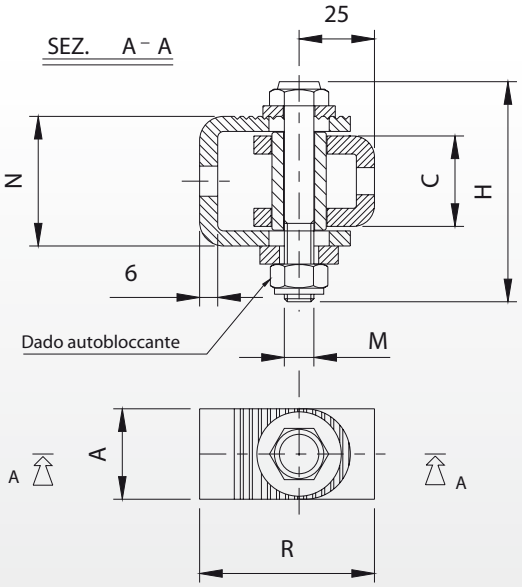

Articolo	Misura	Codice	A	C	H	M	N	R	Kg COPPIA		Kg
100P	piccolo	10804505	30	30	73	M10	43	53-63	100	20	7,20
100G	grande	10804510	35	49	95	M12	63	52-62	200	10	5,00



Art. 100P piccolo



Art. 100G grande

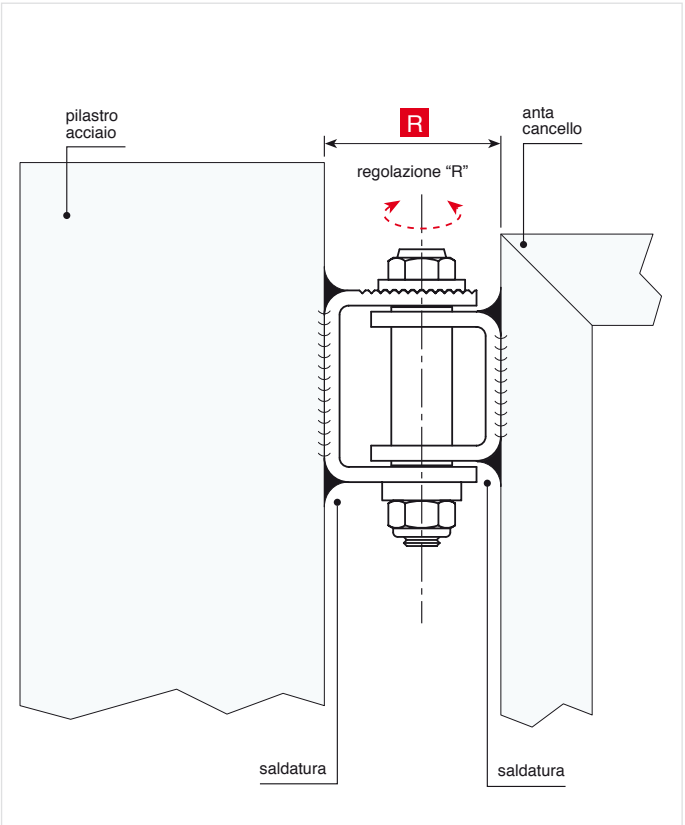

© Copyright Comunello

100 PST piccolo - grande

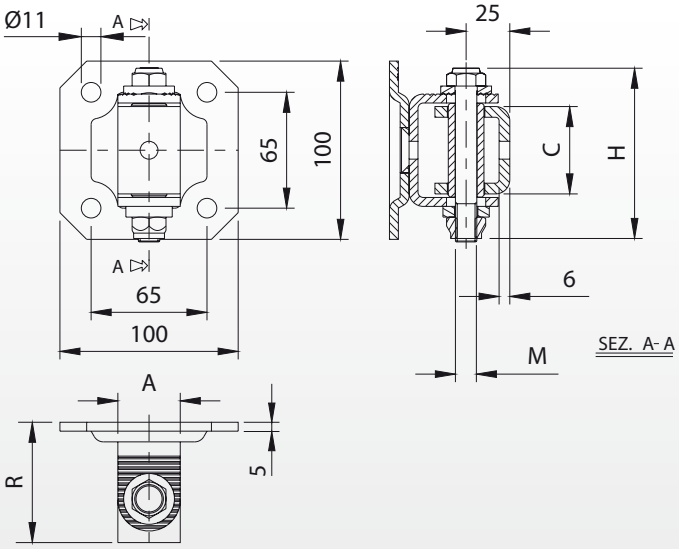

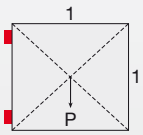

Peso uniformemente distribuito - Equally distributed weight

Articolo	Misura	Codice	A	C	H	M	R	Kg COPPIA		Kg
100PST-P	piccolo	10804605 001	30	30	73	M10	64 - 74	100	20	14,60
100PST-G	grande	10804610 001	35	49	95	M12	62 - 72	200	10	9,10

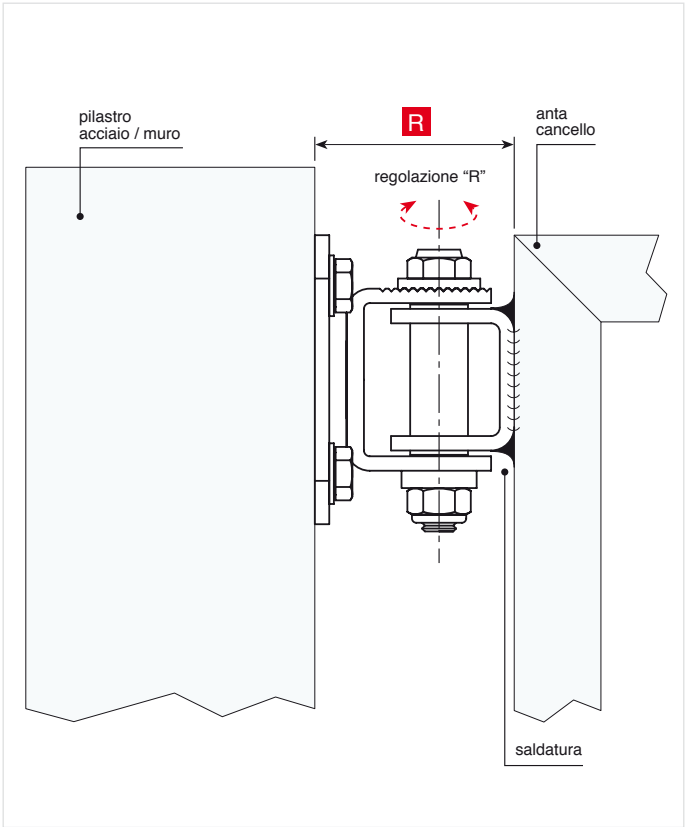



Art. 100PST-P piccolo

Art. 100PST-G grande

© Copyright Comunello

Comunello Professional

Perno sferico e piastra

Spherical pin and plate
Pivot sphérique et platine
Drehstift und Platte

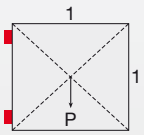

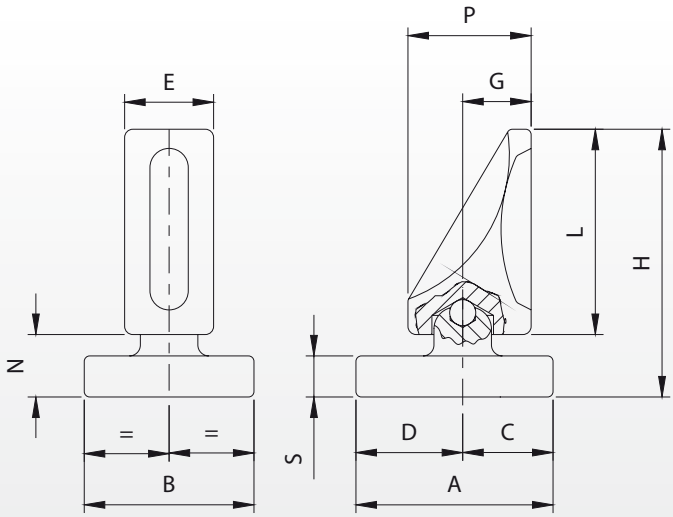

Peso uniformemente distribuito - Equally distributed weight

Articolo	Codice	A	B	C	D	E	G	H	L	N	P	S	Kg COPPIA		Kg
105-20	10805005	72	62	33	39	33	25	98	75	23	45	15	210	10	8,20
105-27	10805010	95	80	40	55	50	30	130	100	30	55	20	350	2	4,20

Art. 105-20

Art. 105-27

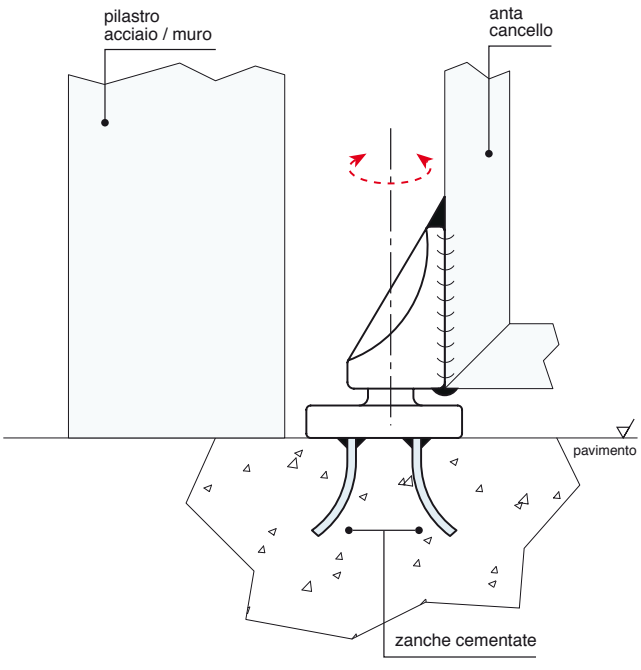

© Copyright Comunello

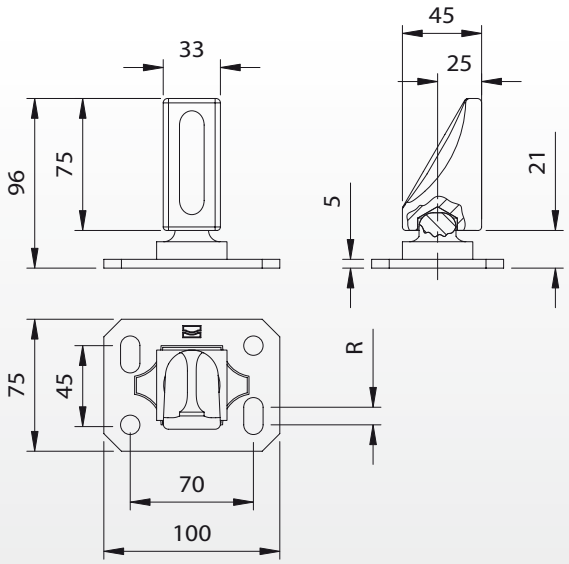



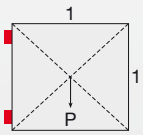

Peso uniformemente distribuito - Equally distributed weight

Articolo	Codice	R	Kg COPPIA		Kg
105PST-20	10805105 001	10	200	5	4,55

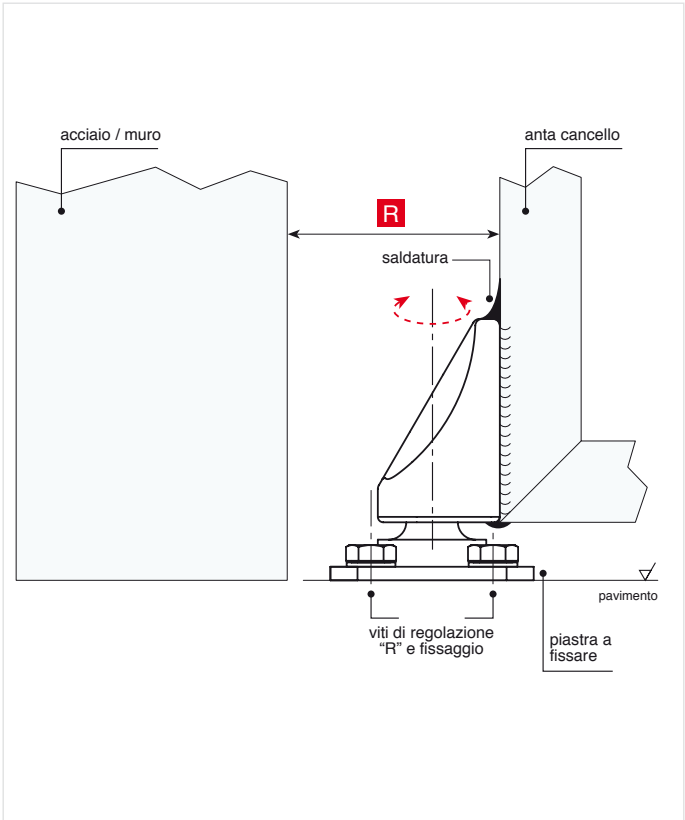

105PST-20

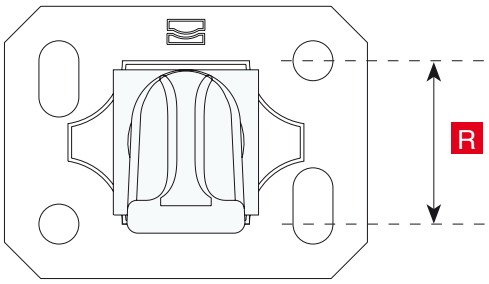

© Copyright Comunello

Perno sferico e piastra regolabile

Adjustable spherical pin and plate
Pivot sphérique réglable et platine
Verstellbarer Drehstift und Platte



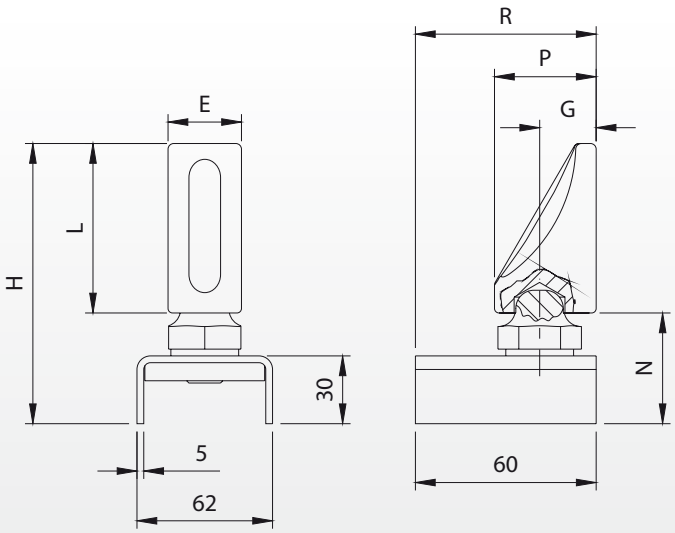

Peso uniformemente distribuito - Equally distributed weight

Articolo	Codice	E	G	H	L	N	P	R		COPPIA		
106-20	10805205 001	33	25	124	75	49	45	50-70	32	150	6	5,10
106-27	10805210 001	50	30	154	100	54	55	55-75	32	200	2	3,00

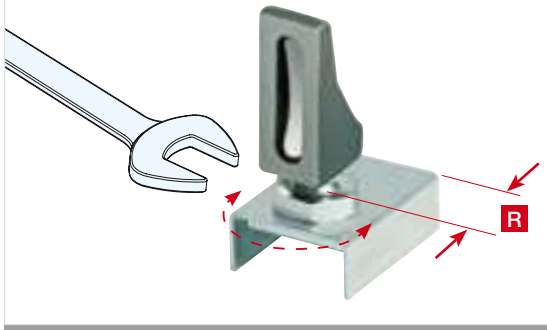

Art. 106-20

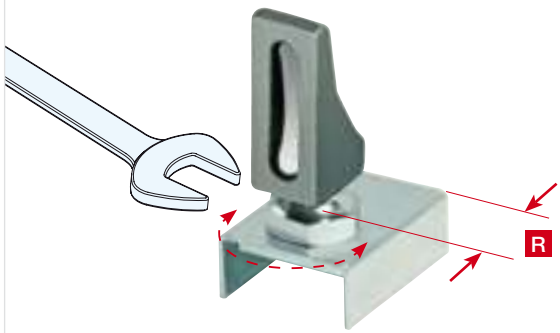

Art. 106-27

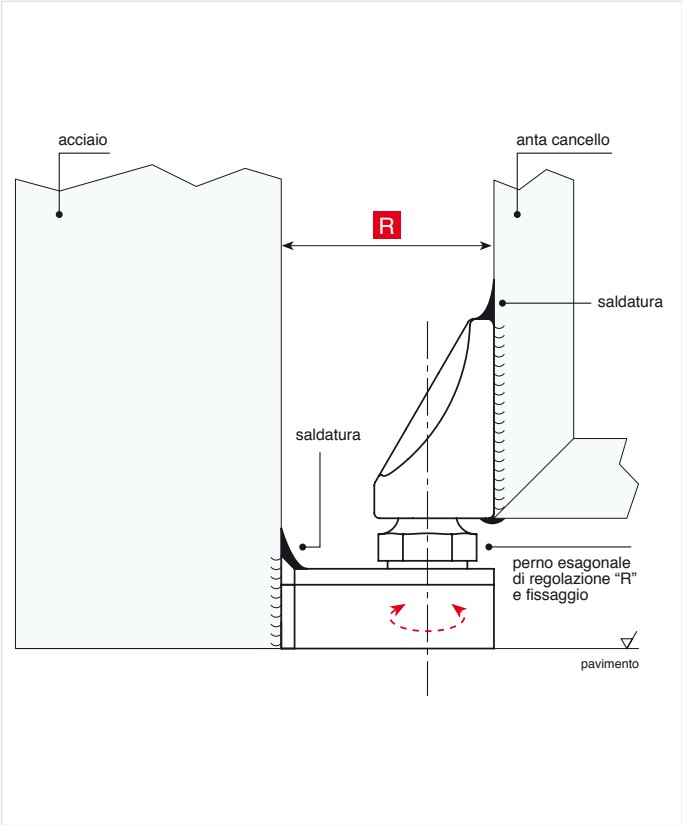

© Copyright Comunello

Perno sferico regolabile e piastra a fissare

Adjustable spherical pin and plate to be screwed
Pivot sphérique réglable et platine à visser
Verstellbarer Drehstift und Platte zum Anschrauben

106 PST

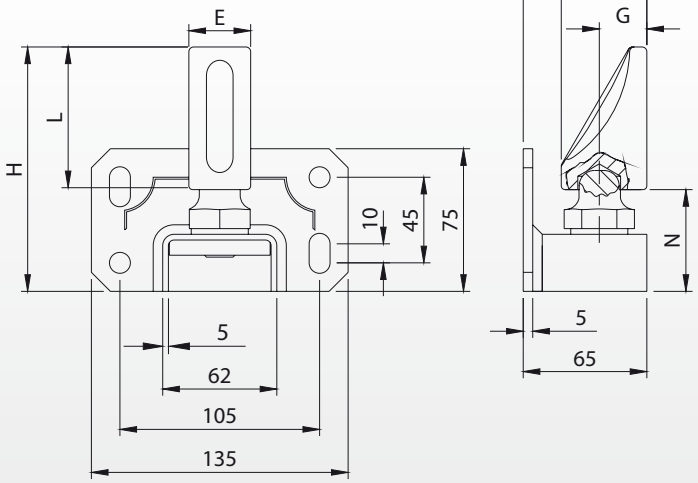

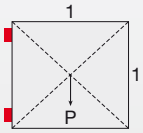

Peso uniformemente distribuito - Equally distributed weight

Articolo	Codice	E	G	H	L	N	P	R		Kg COPPIA		Kg
106PST-20	10805305 001	33	25	124	75	49	45	55-75	32	150	2	2,40
106PST-27	10805310 001	50	30	154	100	54	55	60-80	32	200	2	3,70

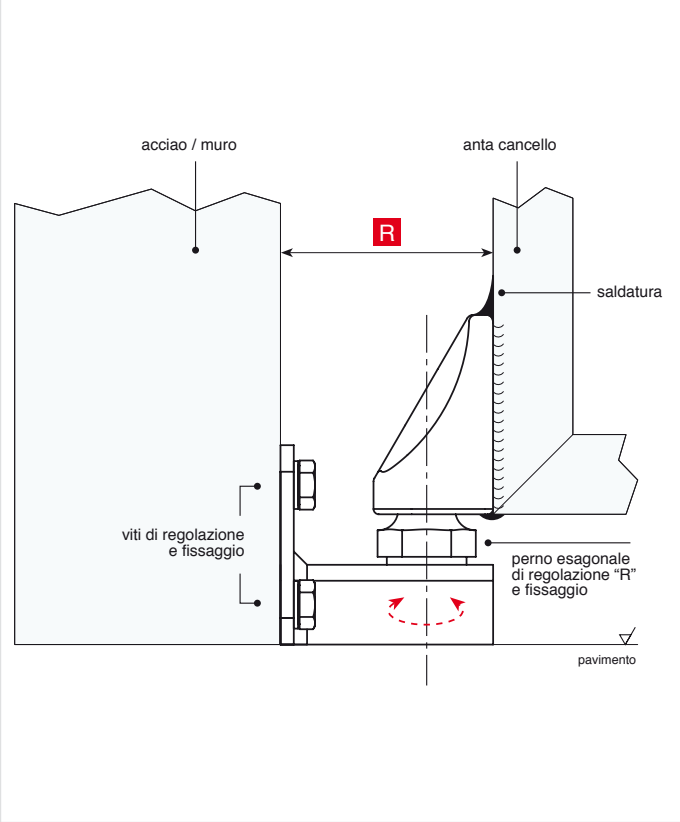

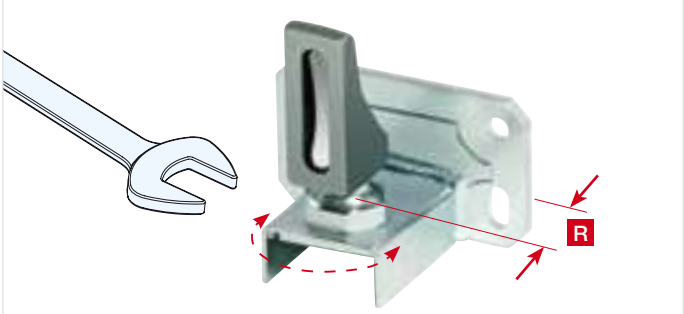

Art. 106 PST - 20

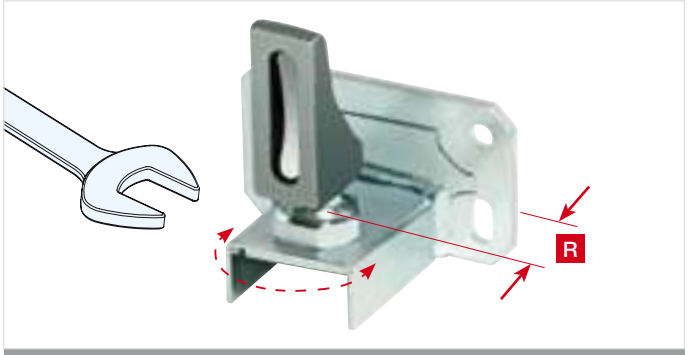

Art. 106 PST - 27

© Copyright Comunello

Comunello Professional®

Perno inferiore

Bottom pin
Pivot inférieur
Unterer Drehstift



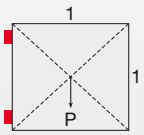

Peso uniformemente distribuito - Equally distributed weight

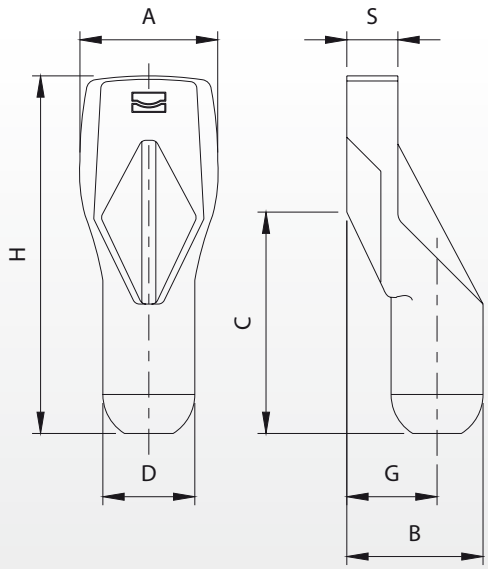

Articolo	Codice	A	B	C	D	G	H	S	Kg COPPIA		Kg
110-20	10805505	29	35	51	Ø20	25	87	11	200	20	4,00
110-24	10805510	35	39	65	Ø24	27	99	13	300	10	3,50
110-27	10805515	40	43	60	Ø27	30	105	15	450	10	4,60

Art. 110-20

Art. 110-24

Art. 110-27

© Copyright Comunello

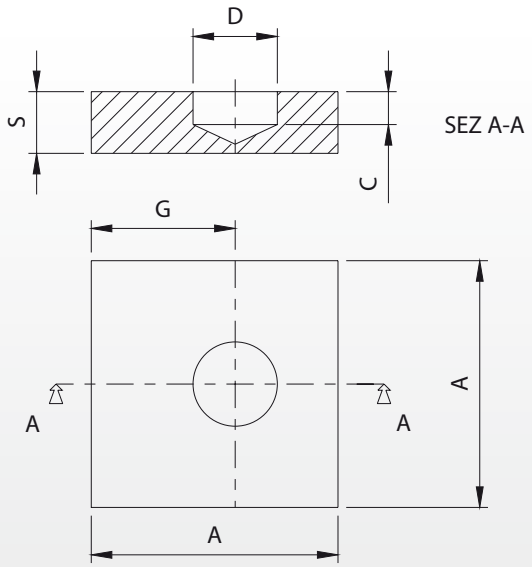



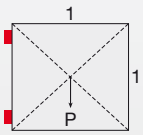

Peso uniformemente distribuito - Equally distributed weight

Articolo	Codice	A	C	D	G	S		Kg
115-20,5	10806005	60	8	Ø20,5	35	15	20	8,00
115-24,5	10806010	70	9	Ø24,5	41	20	10	7,30
115-28	10806015	70	11	Ø28	41	20	10	7,30

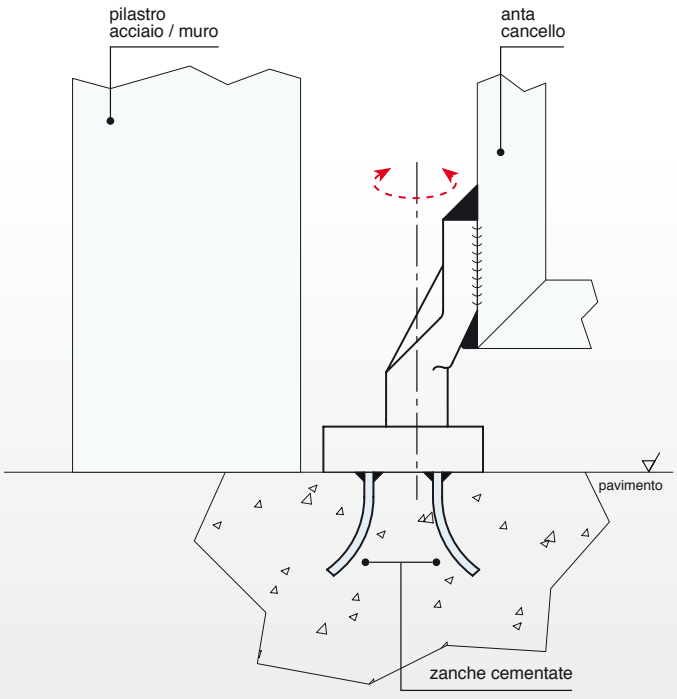

Abbinamenti 110 - 115

110 - 20 abbinato 115 - 20,5
110 - 24 abbinato 115 - 24,5
110 - 27 abbinato 115 - 28

110 - 20 with 115 - 20,5
110 - 24 with 115 - 24,5
110 - 27 with 115 - 28

© Copyright Comunello

115 PST

Piastra base a fissare per perno inferiore

Base plate to be screwed for bottom pin
Plaque de base à visser avec pivot inférieur
Bodenplatte zum Anschrauben für unteres Drehstift

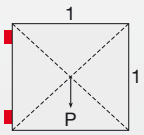

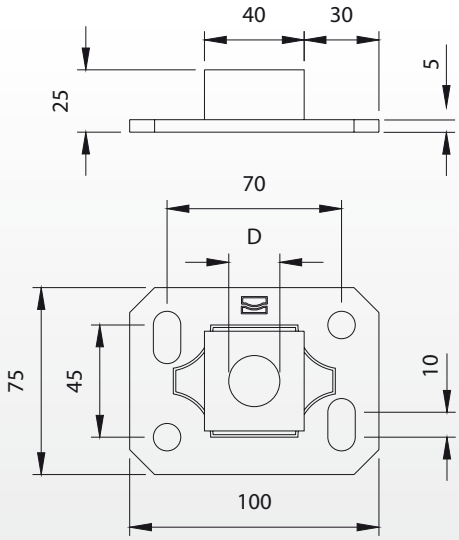

Peso uniformemente distribuito - Equally distributed weight

Articolo	Codice	D	R	Kg COPPIA		Kg
115PST-20,5	10806405 001	20,5	10	150	5	2,75
115PST-24,5	10806410 001	24,5	10	240	5	2,70
115PST-28	10806415 001	28	10	295	5	2,65

Art. 115PST-24,5

Art. 115PST-28

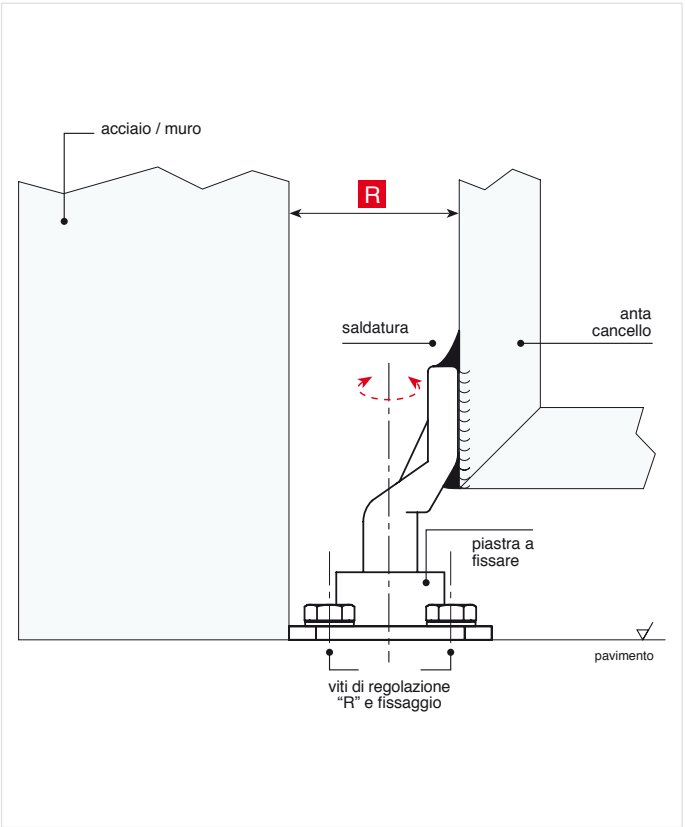

© Copyright Comunello

Abbinamenti 110 - 115 PST

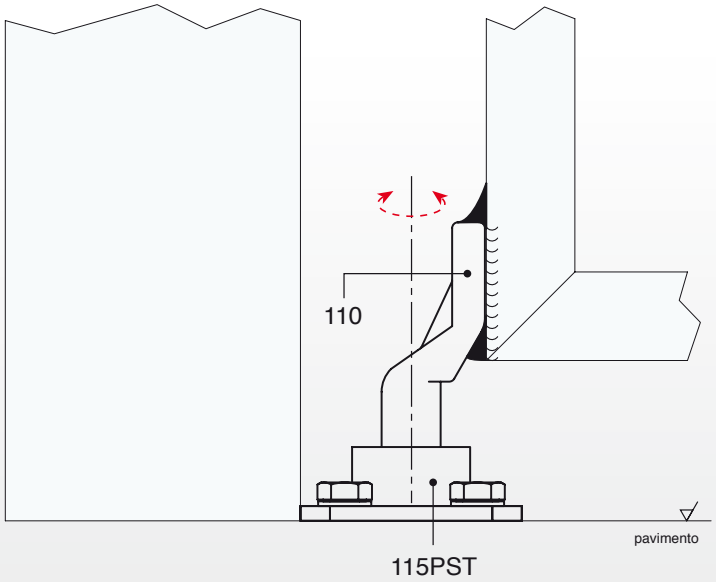

110 - 20 abbinato 115PST - 20,5

110 - 24 abbinato 115PST - 24,5

110 - 27 abbinato 115PST - 28

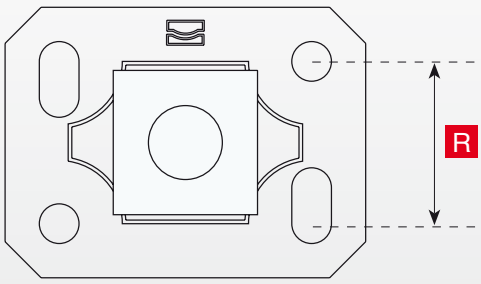

Perno e piastra a saldare

Pivot and plate to be welded
Pivot et plaque à souder
Drehstift und Platte zum Anschrauben

116 inox

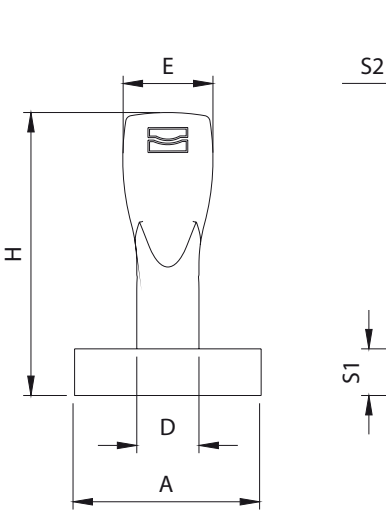

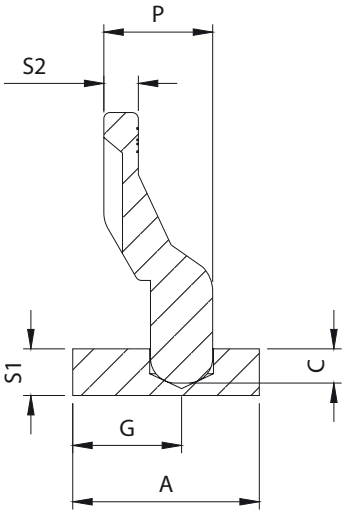

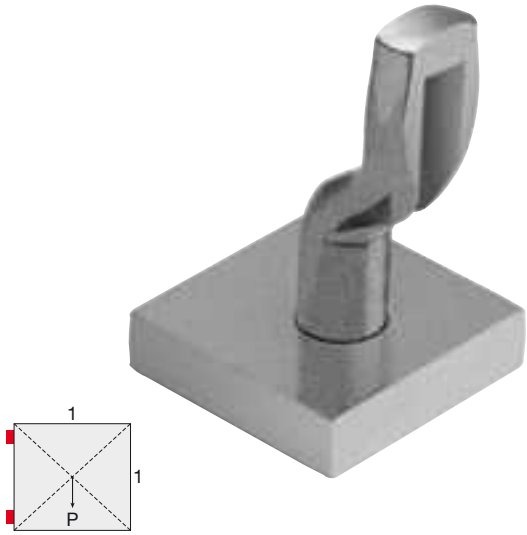

Peso uniformemente distribuito - Equally distributed weight

Articolo	INOX	A	C	D	E	G	H	P	S1	S2	Kg COPPIA		Kg
116I-20	10806205	60	11,5	Ø20	29	35	91	35	15	11	150	2	1,30
116I-24	10806210	70	14	Ø24	35	41	107	39	20	14	240	2	2,20

© Copyright Comunello

Piastra regolabile per perno inferiore

Adjustable plate for bottom pin
Plaque réglable pour pivot inférieur
Verstellbare Platte für unteres Drehstift



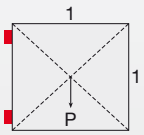

Peso uniformemente distribuito - Equally distributed weight

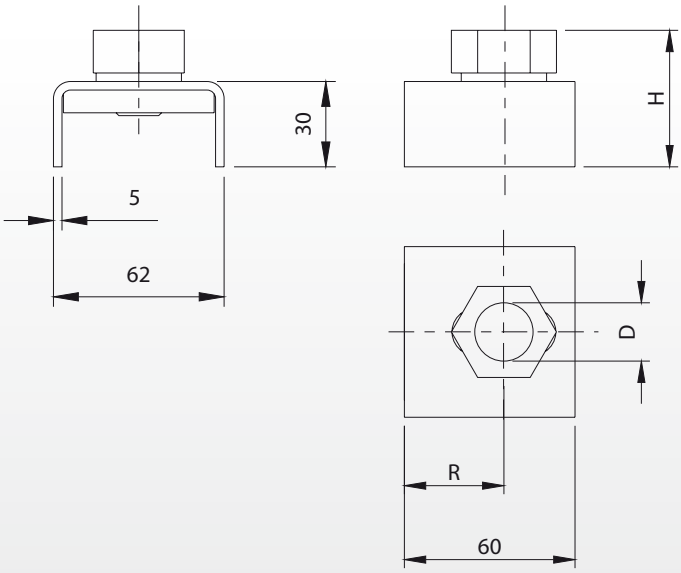

Articolo	Codice	D	H	R		Kg COPPIA		Kg
117-20,5	10807305 001	20,5	48	25-45	32	125	12	4,80
117-24,5	10807310 001	24,5	48	25-45	36	200	12	5,00
117-28	10807315 001	28	51	25-45	41	250	12	5,70

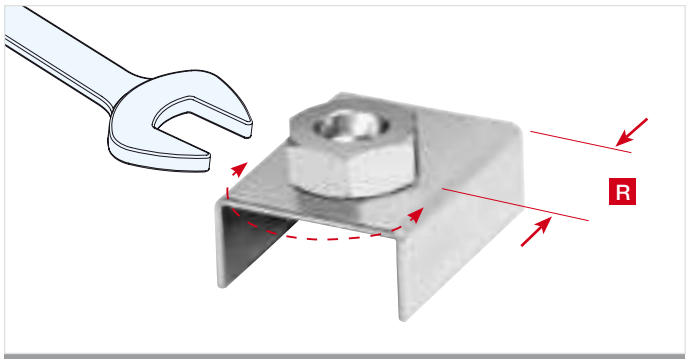

Art. 117-24,5

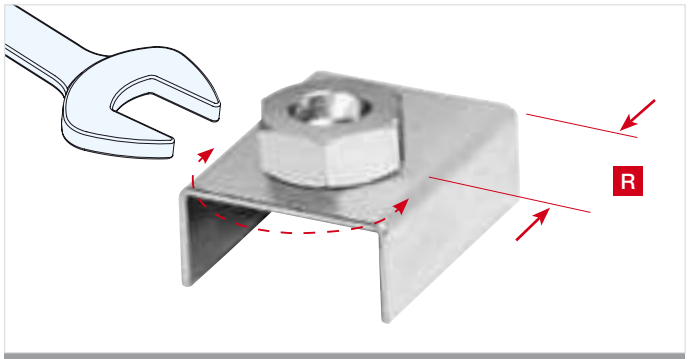

Art. 117-28

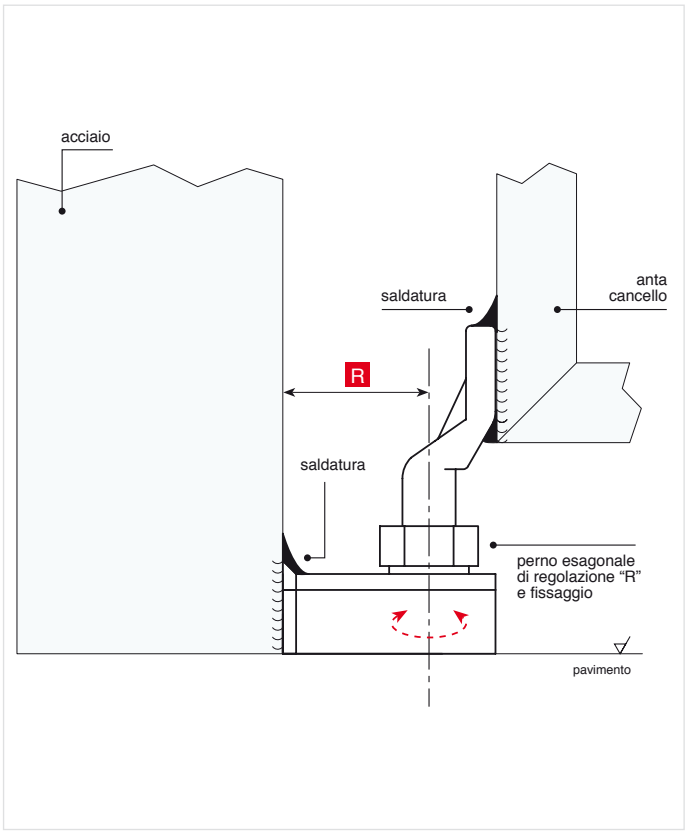

© Copyright Comunello

Piastra regolabile per perno inferiore a fissare

Adjustable plate for bottom pin to be screwed
Plaque réglable pour pivot inférieur à visser
Verstellbare Platte für unteres Drehstift zum Anschrauben

117 PST

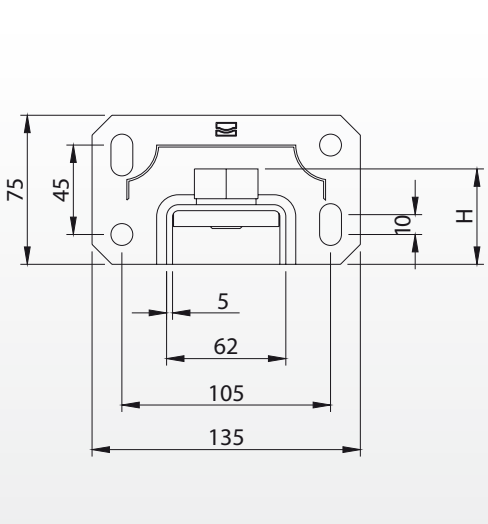



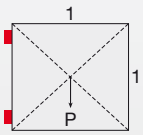

Peso uniformemente distribuito - Equally distributed weight

Articolo	Codice	D	H	R		Kg COPPIA		Kg
117PST-20,5	10807405 001	20,5	48	30-50	32	125	2	1,50
117PST-24,5	10807410 001	24,5	48	30-50	36	200	2	1,60
117PST-28	10807415 001	28	51	30-50	41	250	2	1,70

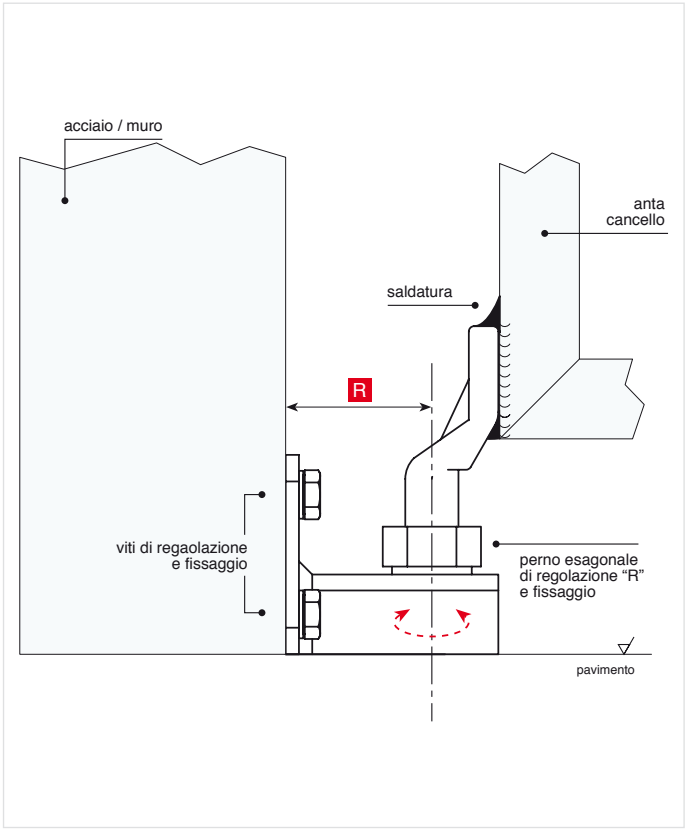

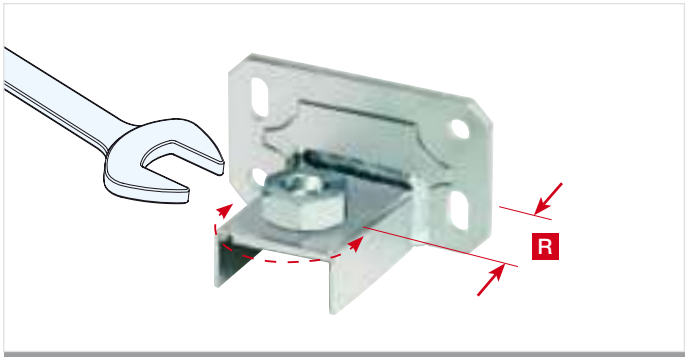

Art. 117 PST - 24,5

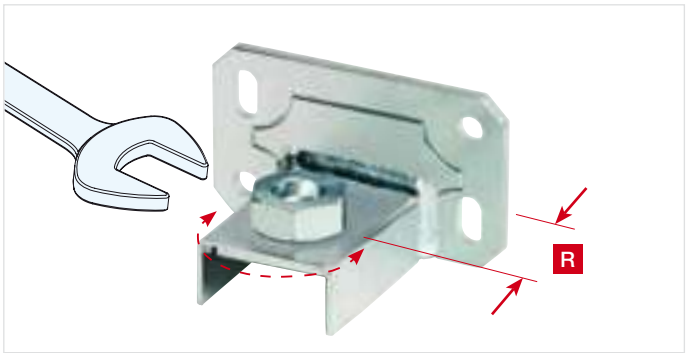

Art. 117 PST - 28

© Copyright Comunello

Comunello Professional®

Abbinamenti 110 - 115 - 115 PST

Perni e piastre
Pins and plates
Pivots et platines
Drehstifte und Platte

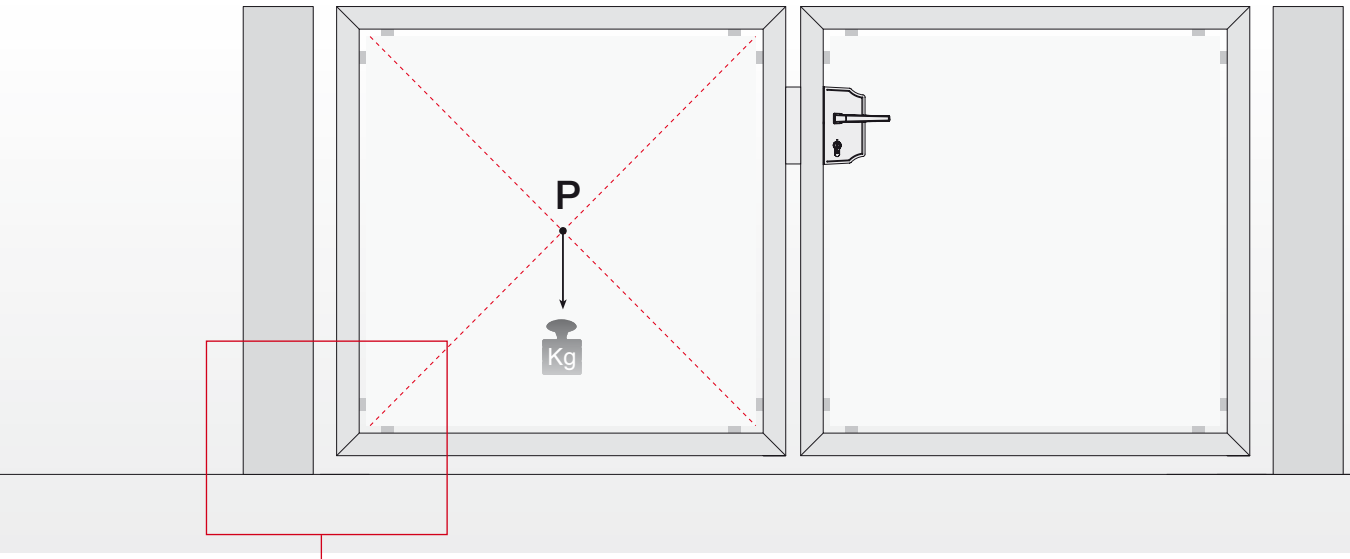

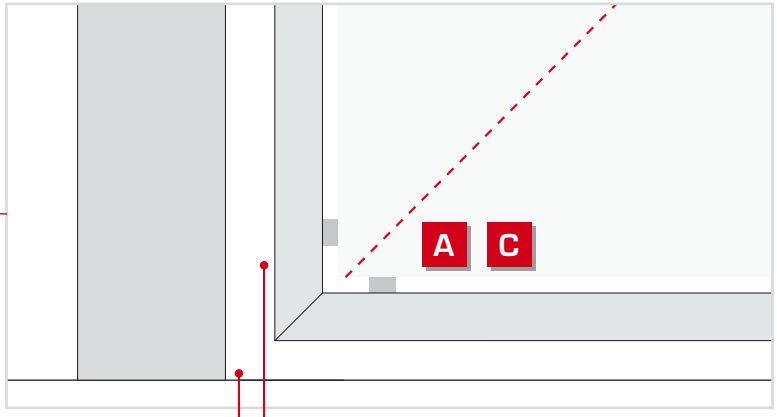

B **D**

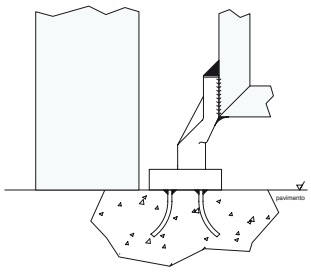

B Kg COPPIA **A**

115-20,5	**P=150 kg**	110-20
115-24,5	**P=240 kg**	110-24
115-28	**P=295 kg**	110-27

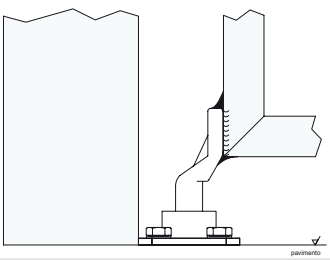

D **C**

115PST-20,5	**P=150 kg**	110-20
115PST-24,5	**P=240 kg**	110-24
115PST-28	**P=295 kg**	110-27

© Copyright Comunello

Abbinamenti 110 - 117 - 117 PST

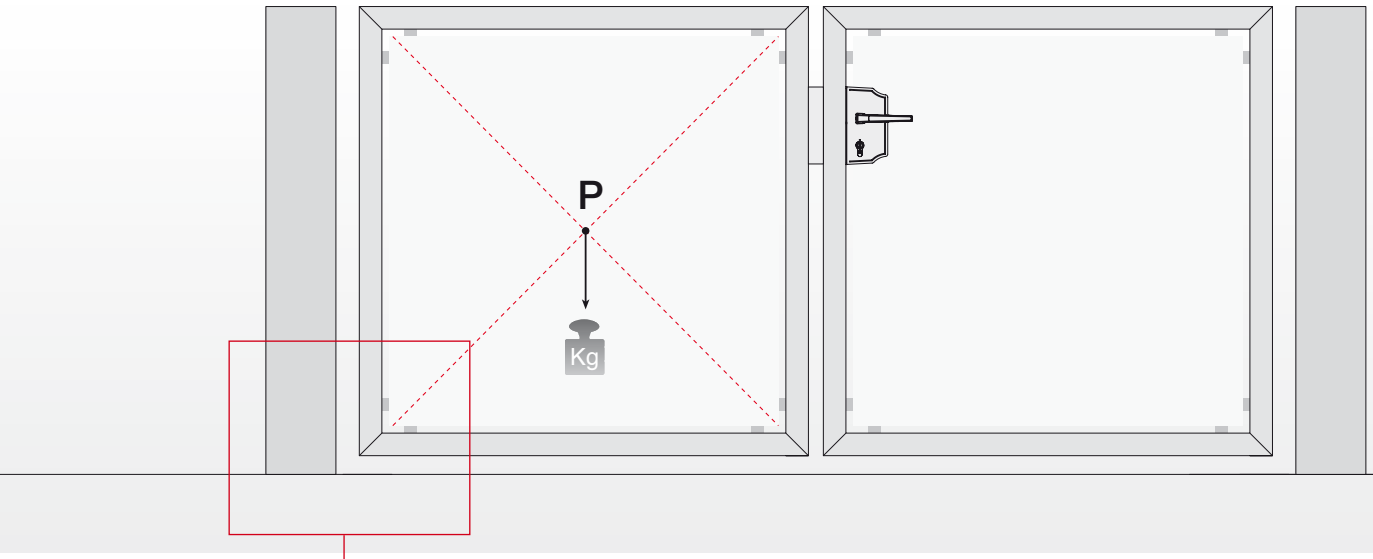

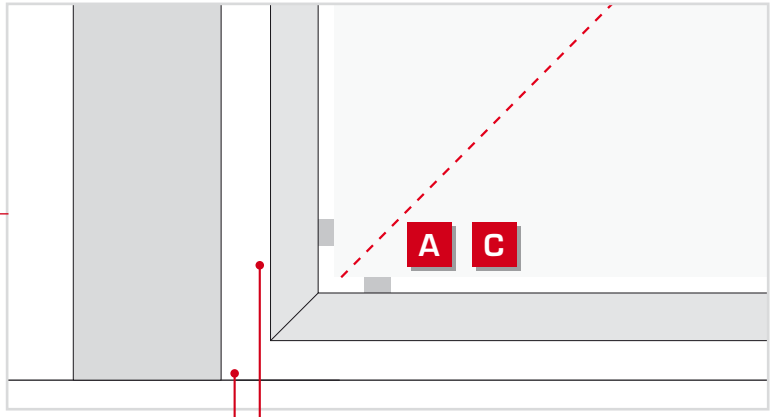

B **D**

B	Kg COPPIA	A
117-20,5	P=125 kg	110-20
117-24,5	P=200 kg	110-24
117-28	P=250 kg	110-27

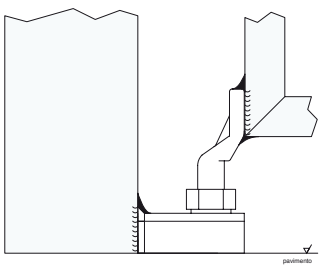

D		C
117PST-20,5	P=125 kg	110-20
117PST-24,5	P=200 kg	110-24
117PST-28	P=250 kg	110-27

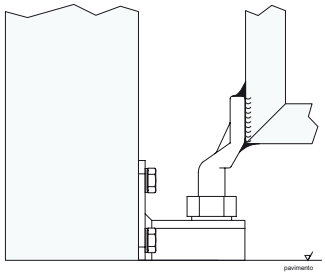

© Copyright Comunello

Comunello Professional®



Valori & qualità

Cardine con canotto a murare

Hinge with shaped sleeve to be walled up with chemical cement
Gond avec manchon façonné a murer avec ciment chimique
Torband mit formhalterung zum einmauern mit chemischem zement

Cardine con cavallotto
e dado regolabile

Hinge with u-bolt and adjustable nut
Gond avec crampillon et écrou réglable
Torband mit U-Bügel und verstellbare Mutter

© Copyright Comunello



1 - Forgiato corpo cardine con rinforzo frontale (maggiore resistenza)

1 - Section of the forged body of the hinge with reinforcement on the front part of the hinge

1 - Section du corps forgé du gond avec renforcement dans la partie frontale du gond

1 - Querschnitt vom geschmiedeten körper des torbandes mit verstärkung auf der frontseite des torbandes



Brevettato - Patent

2 - Cavallotto con sistema di bloccaggio perno (brevettato)

2 - U-bolt with patented pin blocking system

2 - Cavalier avec système breveté de blocage pivot

2 - U-Bolzen mit patentiertem bolzenverriegelungssystem



Brevettato - Patent

3 - Nasello di bloccaggio perno (il sistema obbliga la rotazione del cavallotto e non del perno)
4 - Rondella zigrinata per bloccaggio perno

3 - (Patented) pin blocking element that induces the rotation of the hinge and not of the pin
4 - Knurled screw for pin tightening

3 - Ergot de blocage pivot (breveté) qui oblige la rotation du gond et non du pivot
4 - Vis chagrinée pour serrage pivot

3 - (Patentierte) bolzenverriegelungsnase, welche das drehen des torbandes und nicht des bolzens verursacht
4 - Rändelschraube zur bolzenverriegelung

© Copyright Comunello

120 - 120 inox

Cardine con cavallotto e bussola

Hinge with u-bolt and bush
Gond avec crampillon et douille
Torband mit U-Bügel und Buchse

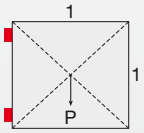

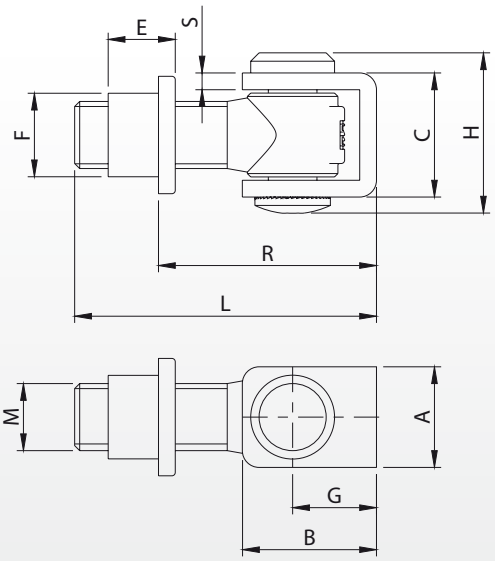

Peso uniformemente distribuito - Equally distributed weight

Articolo	Codice	A	B	C	E	F	G	H	L	M	R	S	Kg COPPIA		Kg
120-M20	10806505 001	30	40	37	20	Ø25	25	47	90	M20	49-69	5	150	20	8,40
120-M24	10806510 001	35	45	49	26	Ø29	27	59	100	M24	55-75	6	225	10	7,10

Articolo	**INOX**	A	B	C	E	F	G	H	L	M	R	S	Kg COPPIA		Kg
120I-M20	10806605	30	40	37	20	Ø25	25	47	86	M20	45-65	5	150	8	3,10
120I-M24	10806610	35	51	47	26	Ø29	26	57	118	M24	53-75	5	225	4	6,60



Art. 120

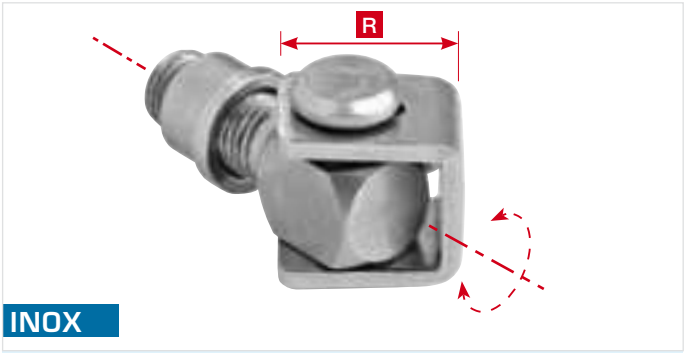

Art. 120I

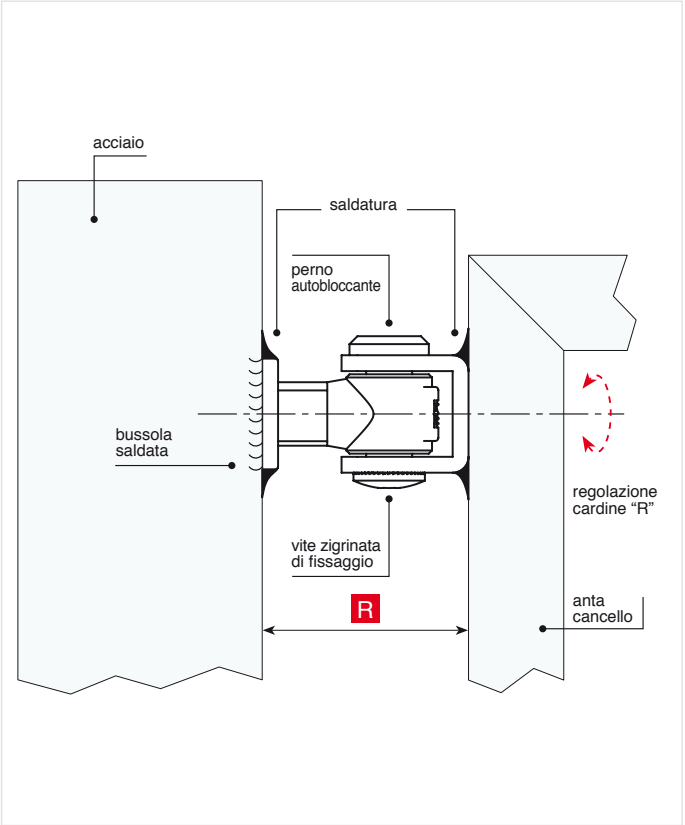

© Copyright Comunello

Cardine con cavallotto a cementare

Hinge to be cemented with u-bolt
Gond à sceller avec crampillon
Torband mit Mauerhülse und U-Bügel

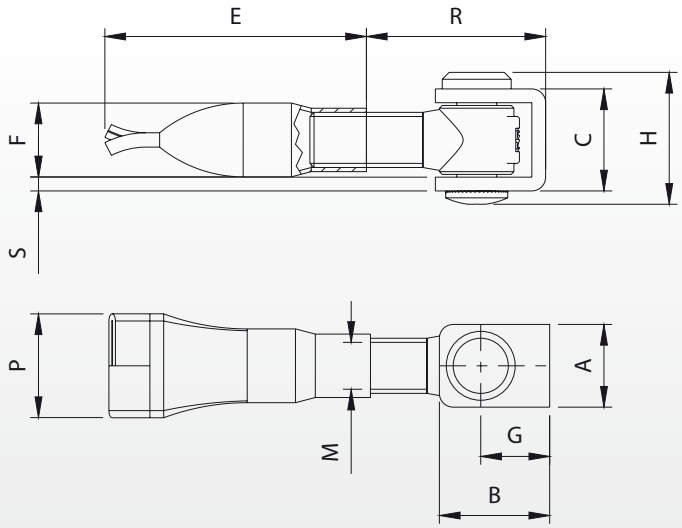

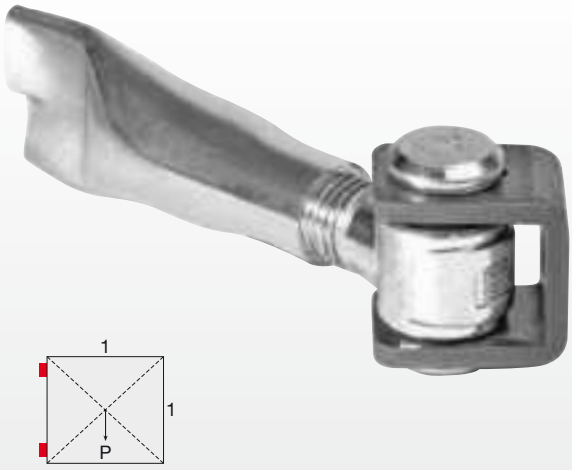

Peso uniformemente distribuito - Equally distributed weight

Articolo	Codice	A	B	C	E	F	G	H	M	P	R	S	Kg COPPIA		Kg
125-M20	10807005 001	30	40	37	95	Ø27	25	47	M20	38	43-73	5	150	20	9,40
125-M24	10807010 001	35	45	49	105	Ø30	27	59	M24	44	50-75	6	225	10	7,80

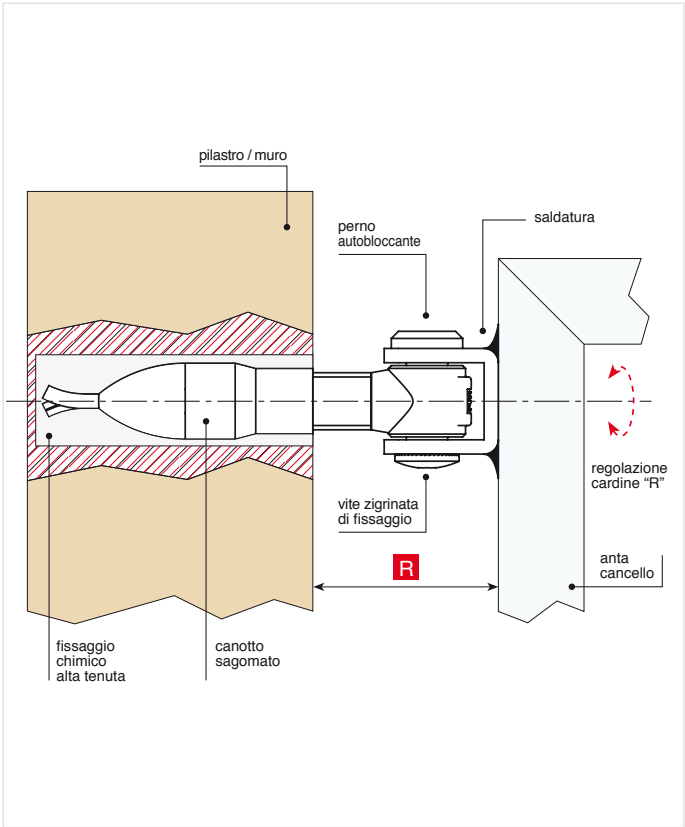

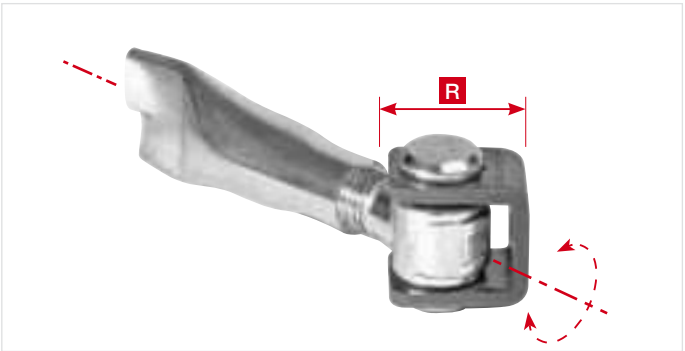

Art. 125-M20



Art. 125-M24

© Copyright Comunello

Comunello Professional®

Cardine con cavallotto a barra lunga filettata

Hinge with long bar and u-bolt
Gond avec barre long filetée et crampillon
Torband mit langem Gewinde und U-Bügel



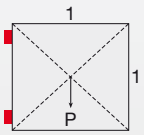

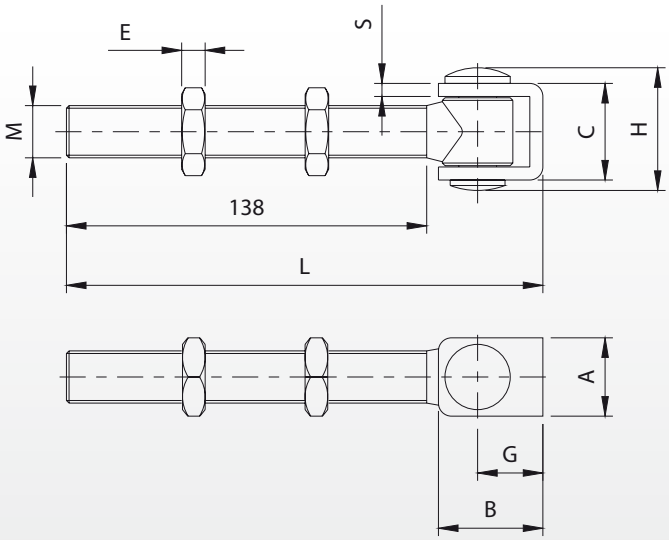

Peso uniformemente distribuito - Equally distributed weight

Articolo	Codice	A	B	C	E	G	H	L	M	S		Kg COPPIA		Kg
130-M20	10807505 001	30	40	37	9	25	47	182	M20	5	30	150	20	12,00
130-M24	10807510 001	35	45	49	10	27	59	187	M24	6	36	225	10	10,00

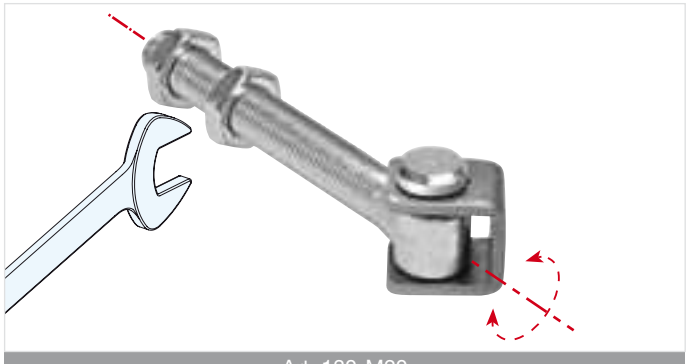

Art. 130-M20

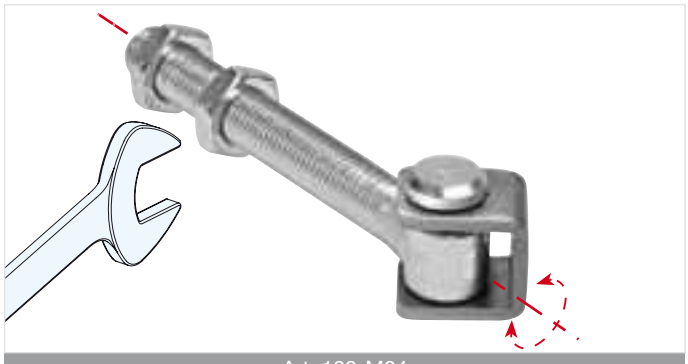

Art. 130-M24

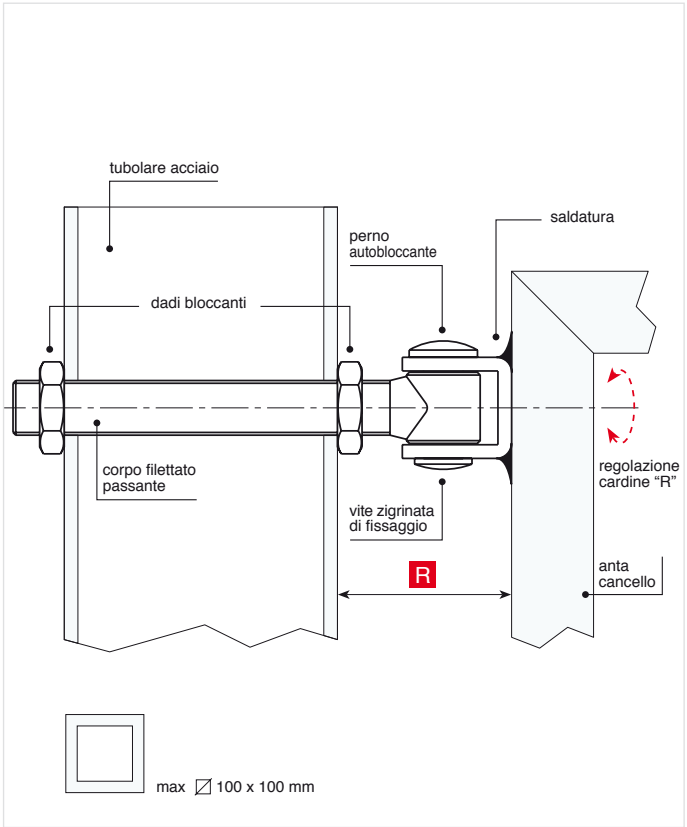

© Copyright Comunello

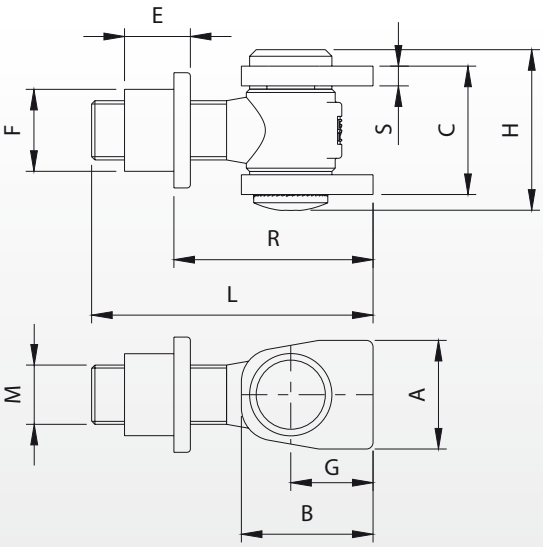



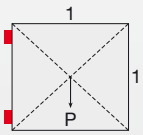

Peso uniformemente distribuito - Equally distributed weight

Articolo	Codice	A	B	C	E	F	G	H	L	M	R	S	Kg COPPIA		Kg
135-M18	10808005 001	33	40	39	20	Ø25	25	49	85	M18	50-70	6	125	20	7,10
135-M22	10808010 001	40	47	53	20	Ø27	27	64	95	M22	55-80	8	220	10	4,90
135-M27	10808015 001	50	52	60	26	Ø35,5	30	71	117	M27	62-98	10	320	10	11,0

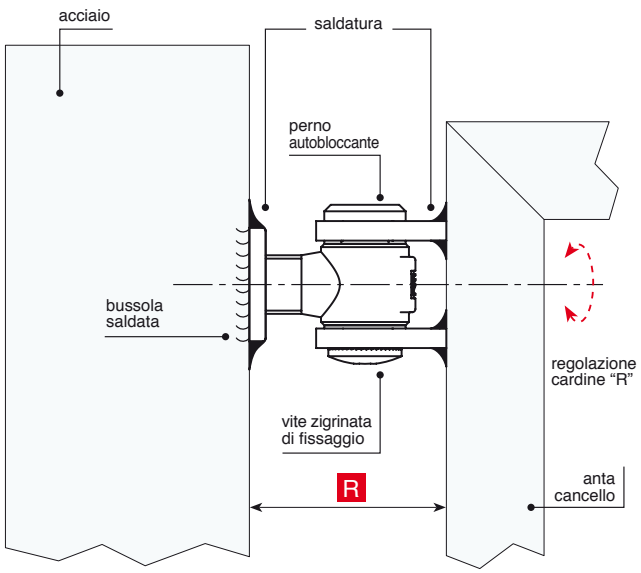

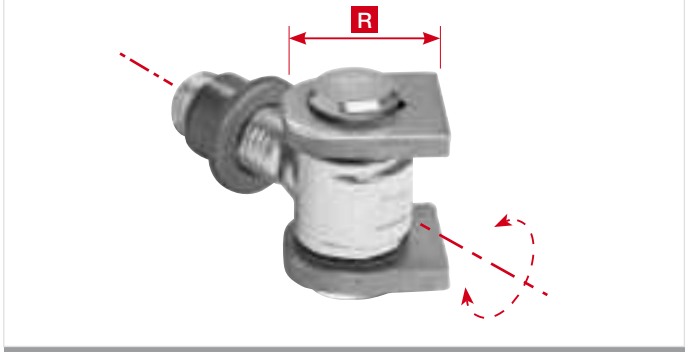

Art. 135-M22



Art. 135-M27

© Copyright Comunello

Cardine con ali a cementare

Hinge with wings to be cemented
Gond à sceller avec ailes
Torband mit Mauerhülse und Laschen



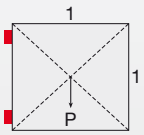

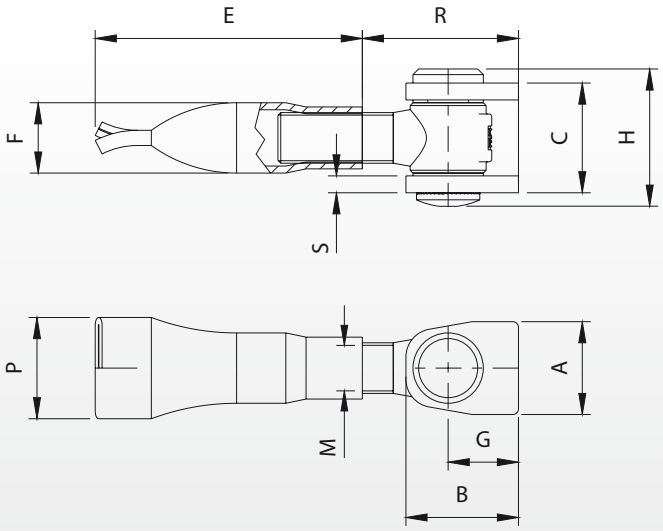

Peso uniformemente distribuito - Equally distributed weight

Articolo	Codice	A	B	C	E	F	G	H	M	P	R	S	Kg COPPIA		Kg
140-M18	10808505 001	33	40	39	95	Ø25	25	49	M18	38	45-65	6	125	20	7,10
140-M22	10808510 001	40	47	53	100	Ø27	27	64	M22	38	50-80	8	220	10	5,50
140-M27	10808515 001	50	52	60	110	Ø30	30	71	M27	44	55-97	10	320	10	10,5



Art. 140-M22

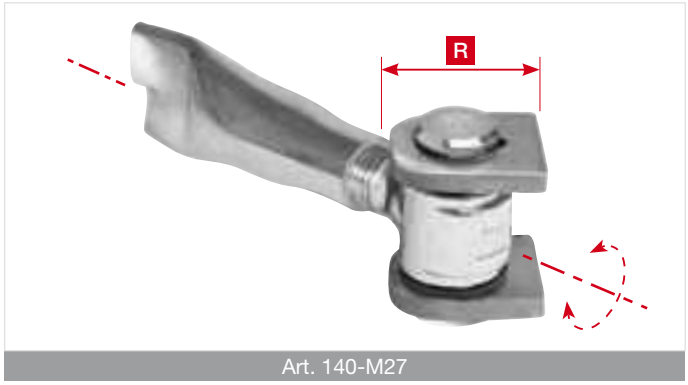

Art. 140-M27

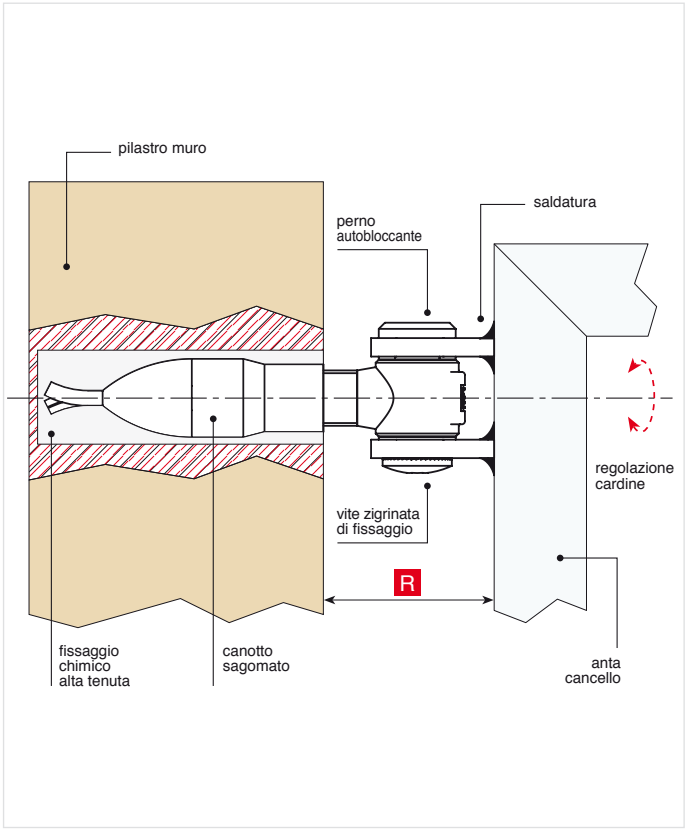

© Copyright Comunello

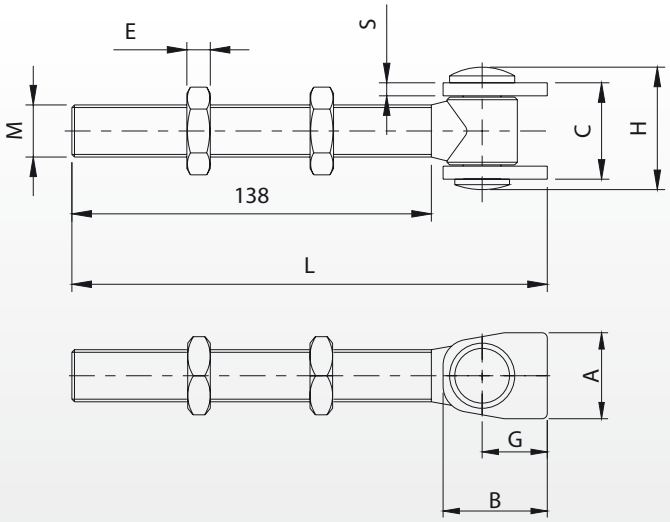

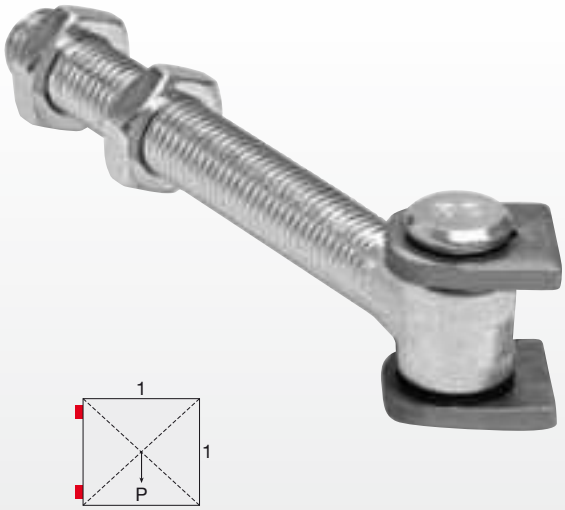

Peso uniformemente distribuito - Equally distributed weight

Articolo	Codice	A	B	C	E	G	H	L	M	S		Kg COPPIA		Kg
150-M18	10809005 001	33	40	39	9	25	49	185	M18	6	27	125	20	9,50
150-M22	10809010 001	40	47	53	10	27	64	187	M22	8	32	220	10	7,60

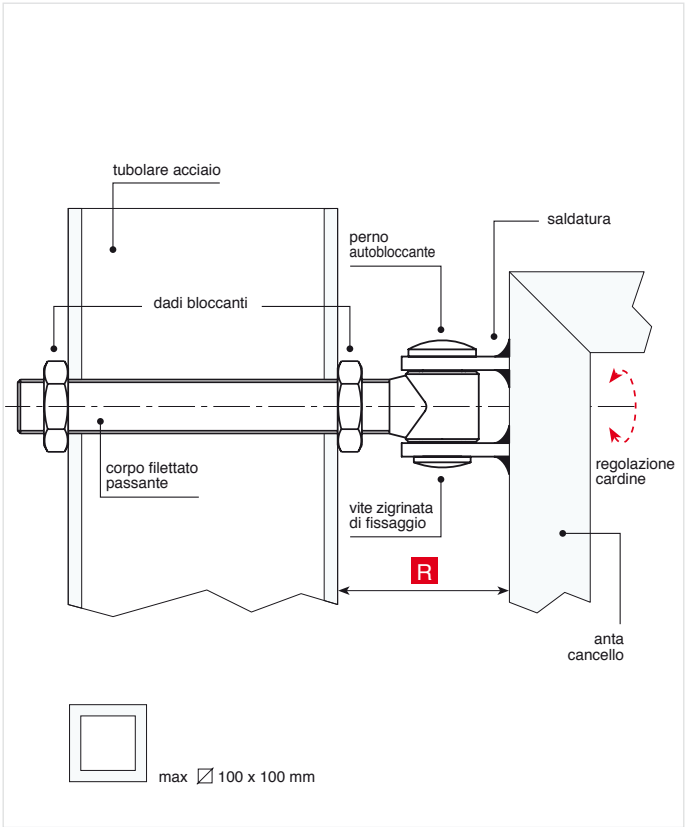

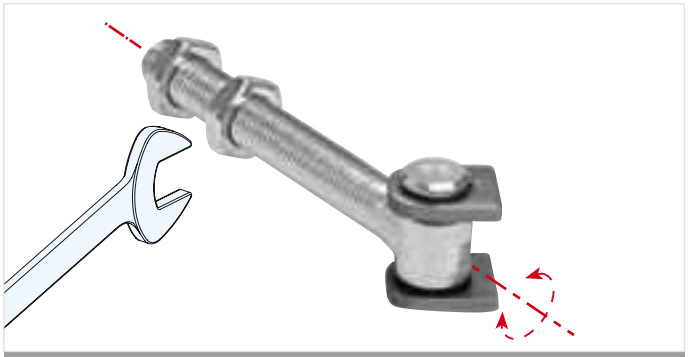

Art. 150-M18



Art. 150-M22

© Copyright Comunello

Cardine con cavallotto e dado regolabile

Hinge with u-bolt and adjustable nut
Gond avec crampillon et écrou réglable
Torband mit U-Bügel und verstellbare Mutter

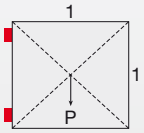

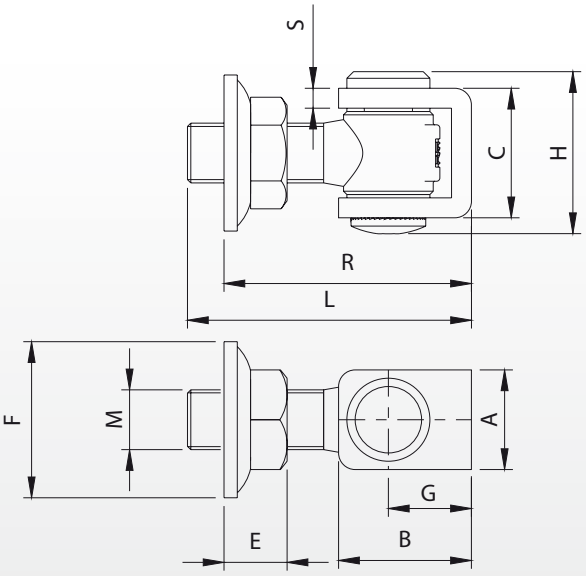

Peso uniformemente distribuito - Equally distributed weight

Articolo	Codice	A	B	C	E	F	G	H	L	M	R	S		COPPIA		
155-M20	10809505 001	30	40	37	19	Ø44	25	47	90	M20	70-90	5	30	150	20	9,00
155-M24	10809510 001	35	45	49	26	Ø62	27	59	100	M24	75-100	6	36	225	10	8,20

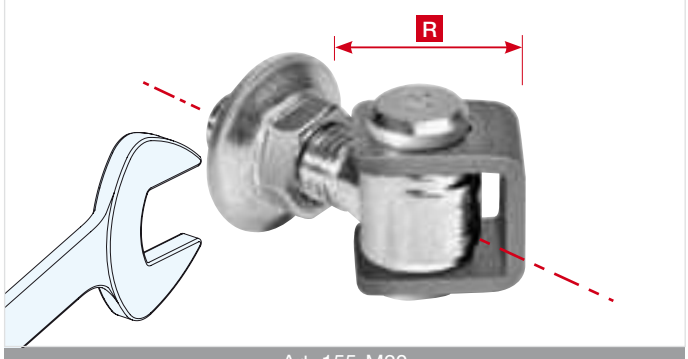

Art. 155-M20



Art. 155-M24

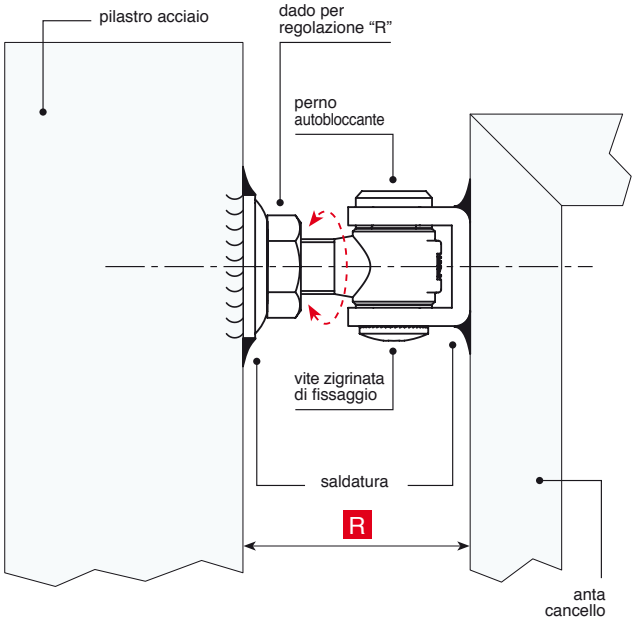

© Copyright Comunello

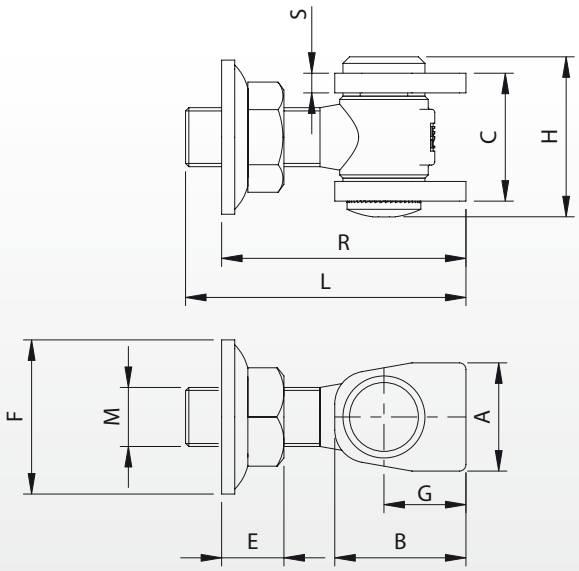

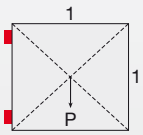

Peso uniformemente distribuito - Equally distributed weight

Articolo	Codice	A	B	C	E	F	G	H	L	M	R	S		Kg COPPIA		Kg
160-M18	10810005 001	33	40	39	18	Ø40	25	49	85	M18	70-85	6	27	125	20	7,20
160-M22	10810010 001	40	47	53	20	Ø49	27	64	95	M22	70-95	8	30	220	10	5,40
160-M27	10810015 001	50	52	60	25	Ø62	30	71	117	M27	80-117	10	40	320	10	10,50

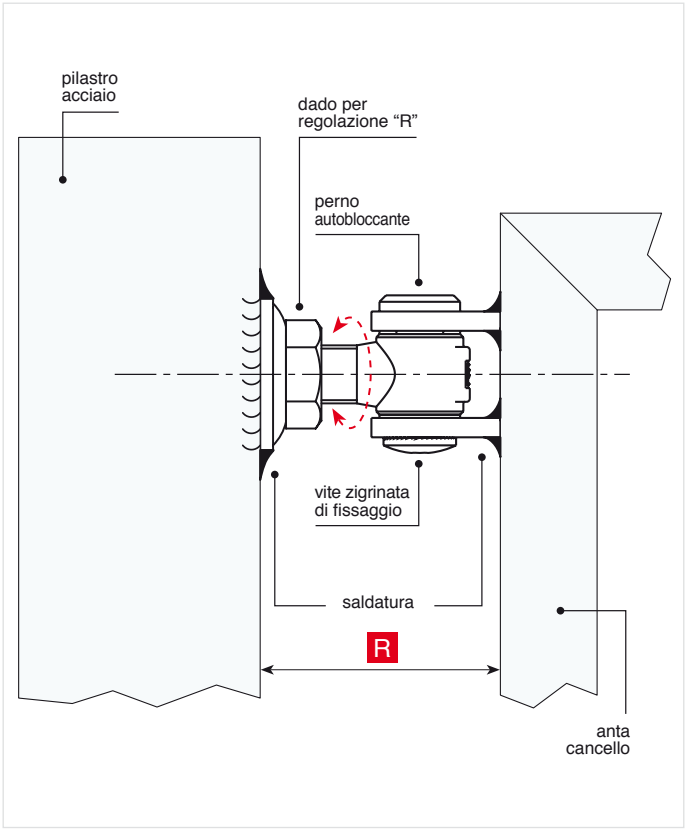

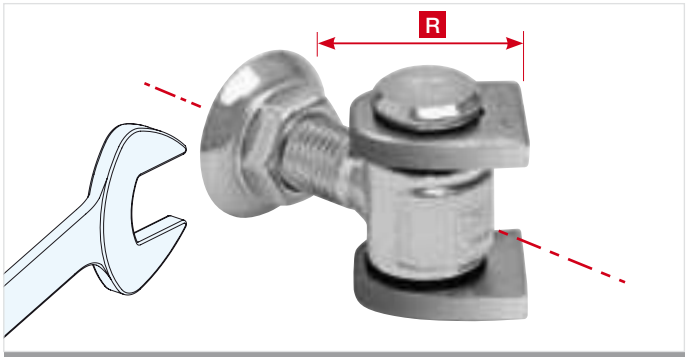

Art. 160-M22



Art. 160-M27

© Copyright Comunello

Piastre per cardini

International Patent

154 Rustica

Piastra “Rustica” per cardini con doppia regolazione asse x e y

Plate “Rustica” for hinges with double adjustments x and y axle

Platine “Rustica” pour gonds avec double réglage axe x et y

Platte „Rustica“ für Torbänder mit Doppelverstellung-axis x und y

156 tonda

Piastra “Tonda” per cardini

Plate “Tonda” for hinges

Platine “Tonda” pour gonds

Platte “tonda“ für Torbänder

© Copyright Comunello

Adjustable plates for hinges
Platine réglables pour gonds
Verstellbare Platte für Torbänder

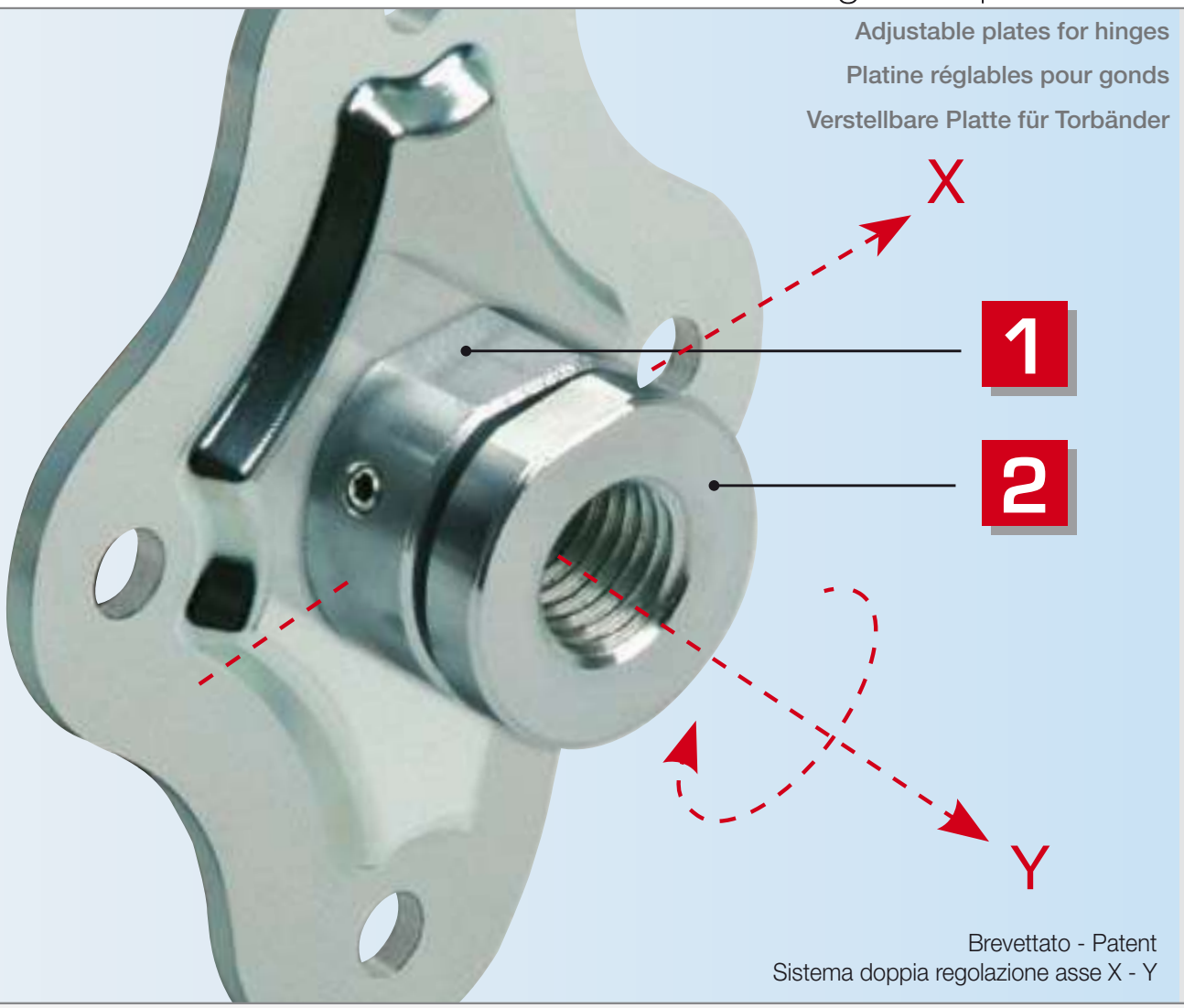

Brevettato - Patent
Sistema doppia regolazione asse X - Y

157 Rettangolare

Piastra “Rettangolare” per cardini

Plate “Rettangolare” for hinges

Platine “Rettangolare” pour gonds

Platte “Rettangolare” für Torbänder

158 Angolare

Piastra “Angolare” doppia regolazione su 2 assi x – y

Plate “Angolare” double regulation on 2 axis x-y

Platine “Angolare” avec double réglage sur les axes x-y

Platte “Angolare ” 2 Achsen x-y Doppelverstellung

159 Quadrata

Piastra “Quadrata” per cardini con doppia regolazione asse x e y

Plate “Quadrata” for hinges with double adjustments x and y axle

Platine “Quadrata” pour gonds avec double réglage axe x et y

Platte „Quadrata“ für Torbänder mit Doppelverstellung-axis x und y

© Copyright Comunello



Valori & qualità

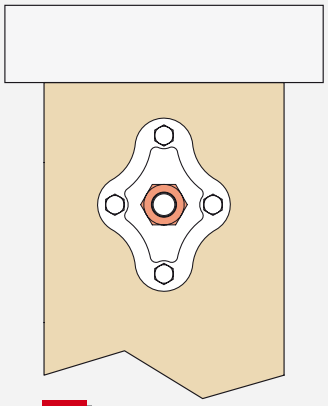

A

Vista frontale della piastra con dado registrabile

Ront view of the plate with adjustable nut

Vue frontale de la planche avec écrou réglable

Vorderansicht der Platte mit einstellbarer Mutter

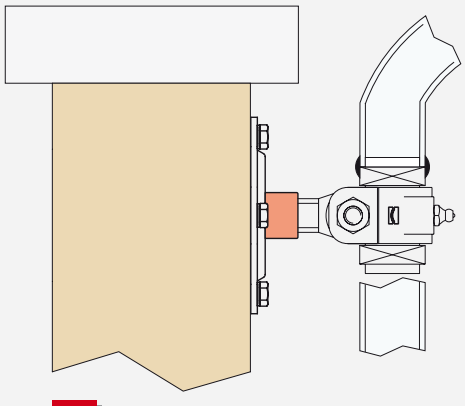

B

Vista laterale della piastra con rinforzo a sbalzo per pilastri con testata in marmo

Side view of the cantilever reinforcement plate for pillars with marble head

Vue latérale de la planche avec renforcement en porte-à-faux pour piliers avec tête en marbre

Seitenansicht der Platte mit freitragender Verstärkung für Pfeiler mit Marmorkopf

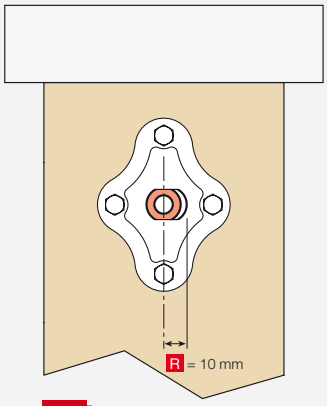

C

Vista frontale della piastra con la regolazione asse X e Y

Front view of the plate with the adjustment of axis X and Y

Vue frontale de la planche avec le réglage de l'axe X et Y

Vorderansicht der Platte mit Einstellung der Achse X und Y

© Copyright Comunello

A

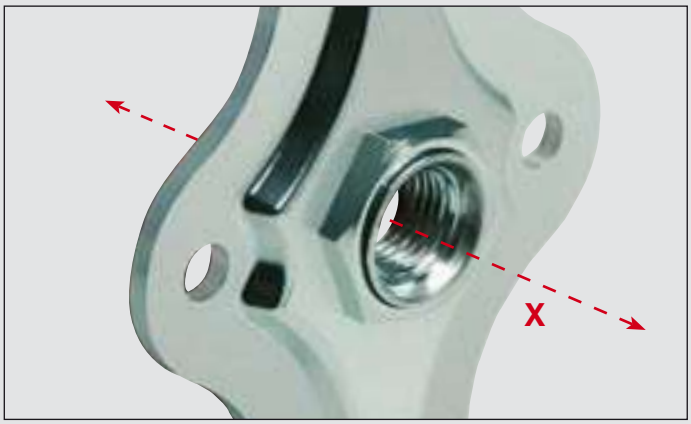

A - Piastra con regolazione asse X: la regolazione del cardine avviene mediante una chiave meccanica una volta montato il cardine sulla piastra

A - plate with adjustment of axis X – the adjustment of the hinge occurs by means of a mechanical wrench once the hinge has been assembled on the plate

A - planche avec réglage axe X – le réglage du gond se fait par une clef mécanique une fois le gond monté sur la planche

A - Platte mit Einstellung der Achse X – Die Einstellung des Torbandes erfolgt durch einen mechanischen Schlüssel nach der Montage des Torbandes auf der Platte

B

B - Piastra con rinforzo a sbalzo e regolazione asse X – la regolazione del cardine avviene facendo ruotare il cardine (sull'asse X) una volta avvitato sulla piastra

B - plate with cantilever reinforcement and adjustment of axis X – the adjustment of the hinge occurs by rotating the hinge (on axis X) after having screwed it up on the plate

B - planche avec renforcement en porte-à-faux et réglage axe X – le réglage du gond se fait en faisant tourner le gond (sur l'axe X) une fois vissé sur la planche

B - Platte mit freitragender Verstärkung und Einstellung der Achse X – Die Einstellung des Torbandes erfolgt durch das Drehen des Torbandes (um Achse X) nach dem Einschrauben des Torbandes auf der Platte

C



Brevettato - Patent

C - Piastra a doppia regolazione asse X e Y – la regolazione del cardine avviene mediante una chiave meccanica ed una chiave esagonale agendo in sequenza attraverso le due ghiere – assicurarsi, una volta regolati gli assi X e Y di serrare le due ghiere agendo con le chiavi meccaniche

C - Plate with double adjustment of axis X and Y – the adjustment of the hinge occurs by means of a mechanical wrench and an hexagonal wrench acting sequentially through the two ring nuts – after having adjusted the axes X and Y, verify to tighten the two ring nuts by using the mechanical wrenches

C - Planche à double réglage axe X et Y – le réglage du gond se fait par une clef mécanique et une clef hexagonale agissant en séquence à travers les deuxbagues – s'assurer, une fois réglés les axes X et Y de serrer les deux bagues en agissant avec les clefs mécaniques

C - Platte mit Doppeleinstellung von Achse X und Y – Die Einstellung des Torbandes erfolgt durch einen mechanischen Schlüssel und einen Sechskantschlüssel, durch die Betätigung in Reihenfolge der zwei Metallringe – nachdem man die Achsen X und Y eingestellt hat, prüfen, dass die zwei Metallringe angezogen sind, indem man dabei die mechanischen Schlüssel verwendet.

© Copyright Comunello

Piastra “Rustica” con dado regolabile

Plate “Rustica” with adjustable nut
Platine “Rustica” avec écrou réglable
Platte “Rustica” mit verstellbarer Mutter



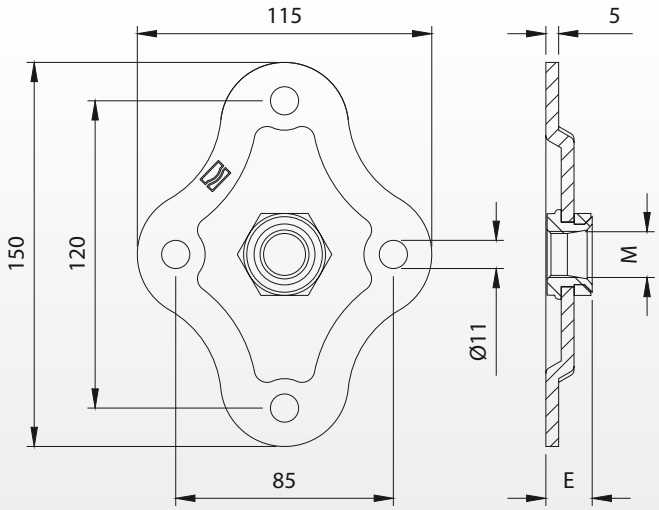

Peso uniformemente distribuito - Equally distributed weight

Articolo	Codice	E	M			Kg
154-M18	10824705 001	18	M18	32	10	4,80
154-M20	10824710 001	18	M20	32	10	4,80
154-M22	10824715 001	18	M22	36	10	4,90
154-M24	10824720 001	18	M24	36	10	4,80
154-M27	10824725 001	25	M27	41	10	5,50

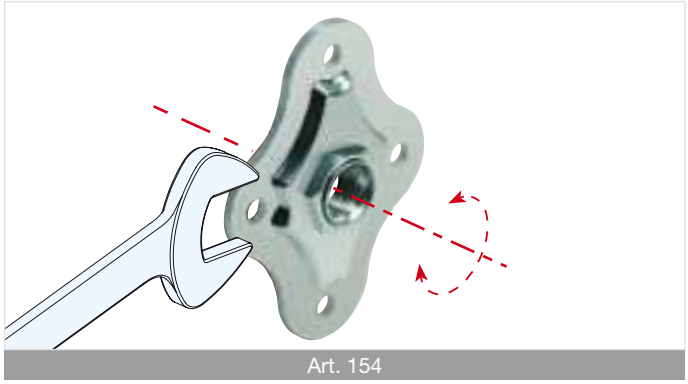

Art. 154

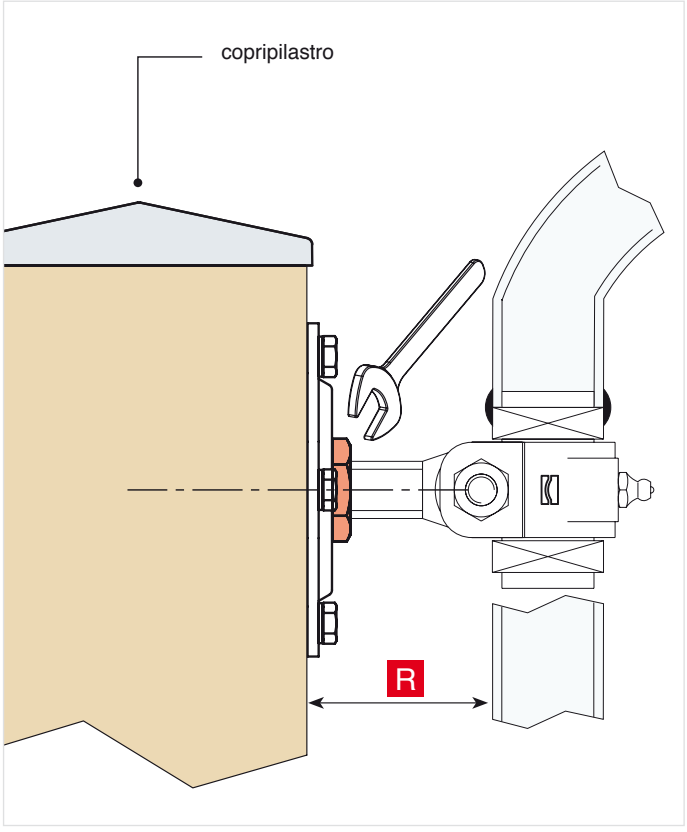

© Copyright Comunello

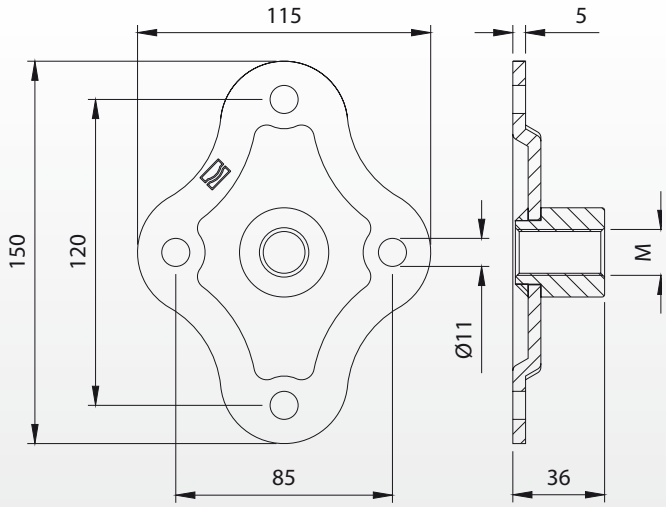



Peso uniformemente distribuito - Equally distributed weight

Articolo	Codice	M		Kg
154SBZ-M18	10825105 001	M18	10	5,80
154SBZ-M20	10825110 001	M20	10	5,70
154SBZ-M22	10825115 001	M22	10	6,20
154SBZ-M24	10825120 001	M24	10	6,00
154SBZ-M27	10825125 001	M27	10	6,40

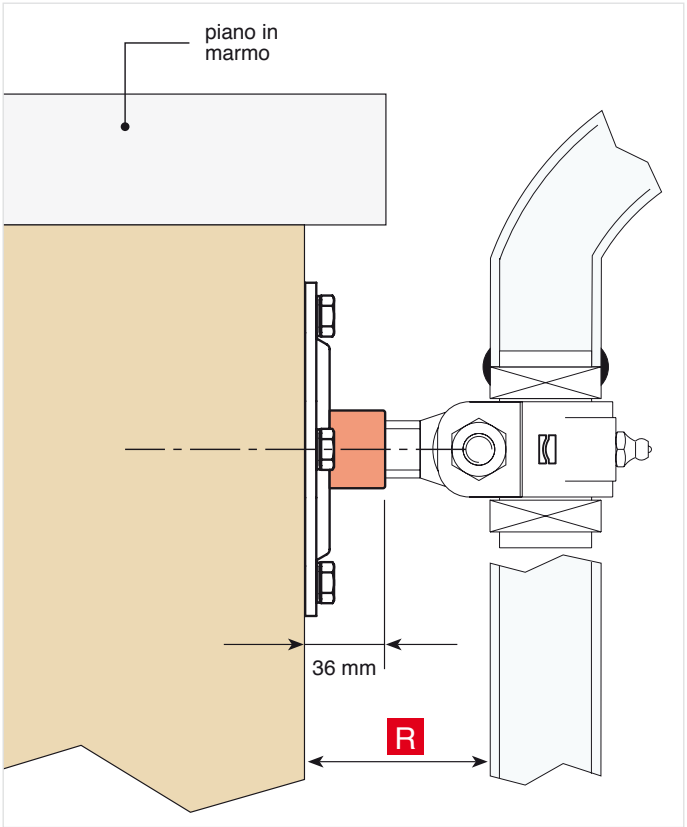



Art. 154SBZ

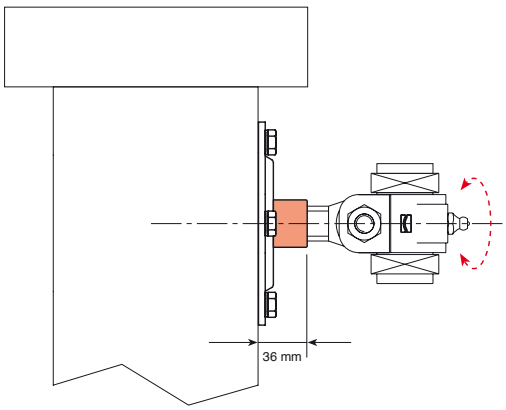

© Copyright Comunello

154 R

Piastra “Rustica” doppia regolazione su 2 assi x – y

Plate “Rustica” double adjustment on 2 axis x-y
Platine “Rustica” avec double réglage sur les axes x-y
Platte “Rustica” 2 Achsen x-y Doppelverstellung

Brevettato - Patent



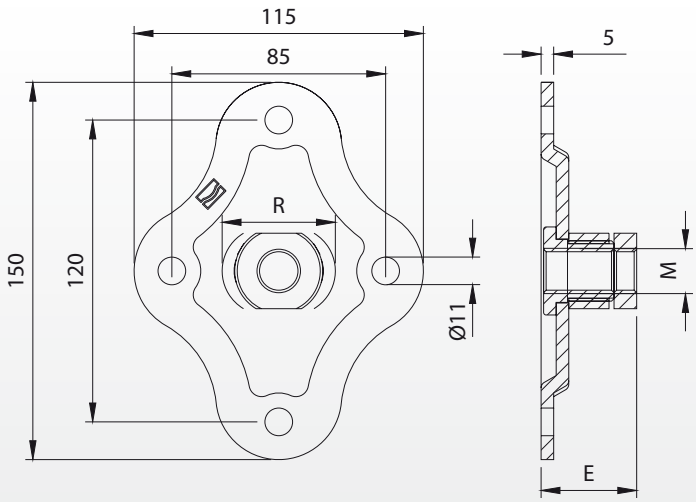

Peso uniformemente distribuito - Equally distributed weight

Articolo	Codice	E	M	R				Kg
154R-M18	10824805 001	38	M18	10	3	30	10	5,90
154R-M20	10824810 001	43	M20	10	3	41	10	5,80
154R-M22	10824815 001	43	M22	10	3	41	10	7,40
154R-M24	10824820 001	43	M24	10	3	41	10	7,20

Art. 154R

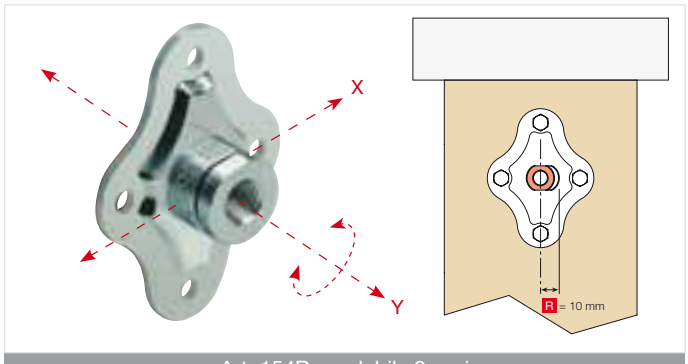

Art. 154R regolabile 2 assi

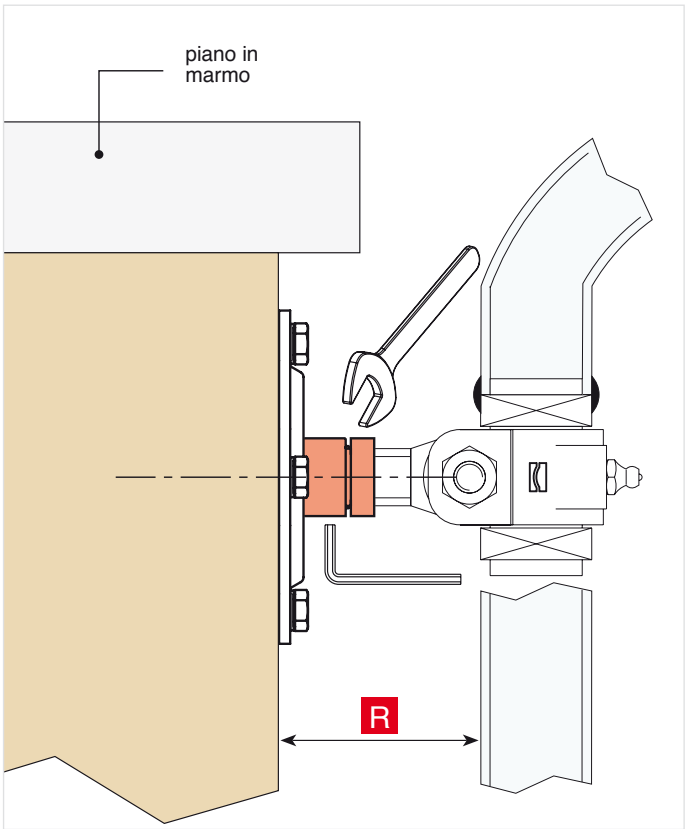

© Copyright Comunello

Piastra “Rustica” senza fori con dado regolabile

Plate “Rustica” with adjustable nut and without holes
Platine “Rustica” sans trous avec écrou réglable
Platte “Rustica” ohne Bohrungen mit verstellbarer Mutter

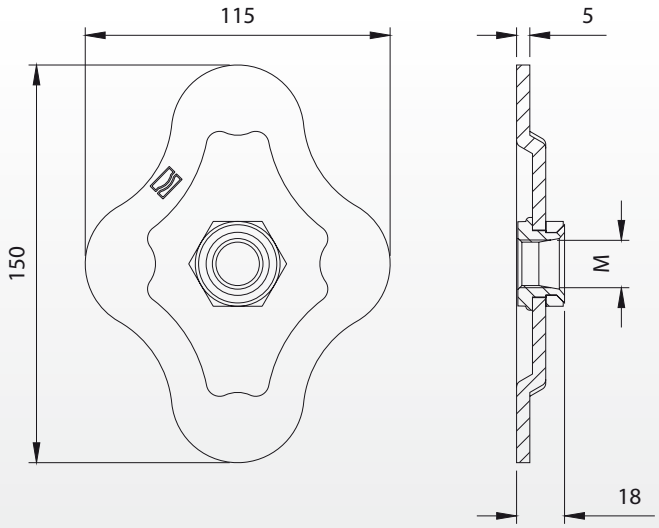

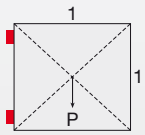

Peso uniformemente distribuito - Equally distributed weight

Articolo	Codice	M			Kg
154SF-M18	10825505 001	M18	32	10	4,90
154SF-M22	10825510 001	M22	36	10	5,00
154SF-M27	10825515 001	M27	41	10	5,70

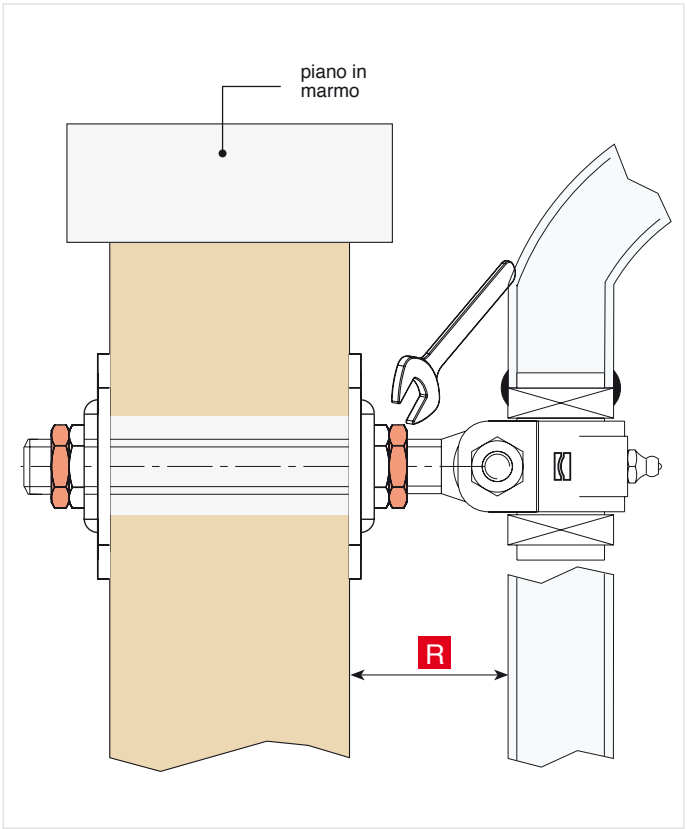

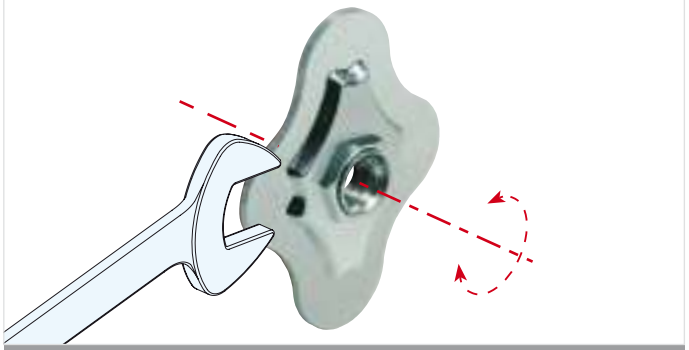

Art. 154SF

Art. 185 per art. 154SF

© Copyright Comunello

Piastra “Tonda” con dado regolabile

Plate “Tonda” with adjustable nut
Platine “Tonda” avec écrou réglable
Platte “Tonda” mit verstellbarer Mutter

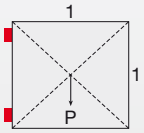

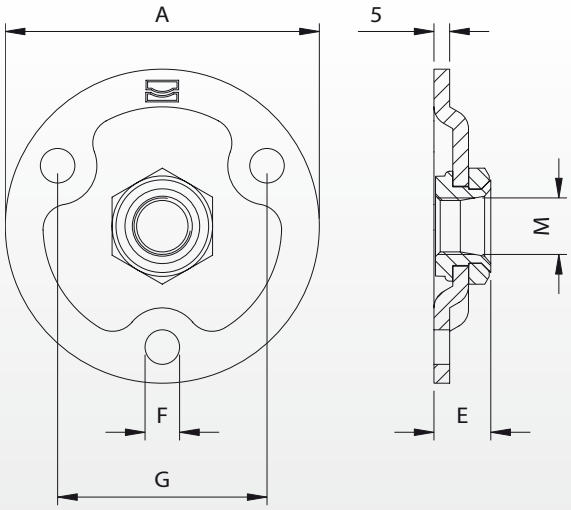

Peso uniformemente distribuito - Equally distributed weight

Articolo	Codice	A	E	F	G	M			Kg
156-M18	10824005 001	100	18	Ø11	67	M18	32	10	3,90
156-M20	10824010 001	100	18	Ø11	67	M20	32	10	3,90
156-M22	10824015 001	100	18	Ø11	67	M22	36	10	3,90
156-M24	10824020 001	130	18	Ø13	90	M24	36	10	6,00
156-M27	10824025 001	130	25	Ø13	90	M27	41	10	6,90

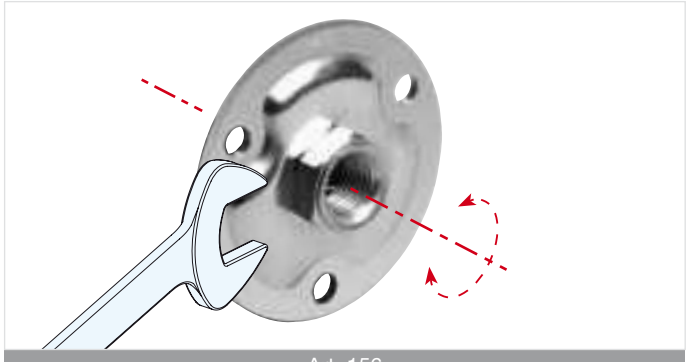

Art. 156

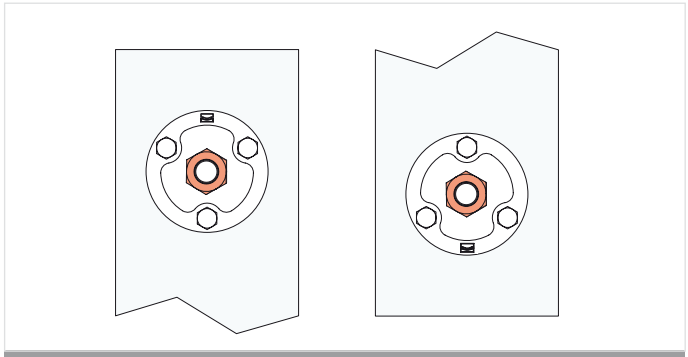

Art. 156

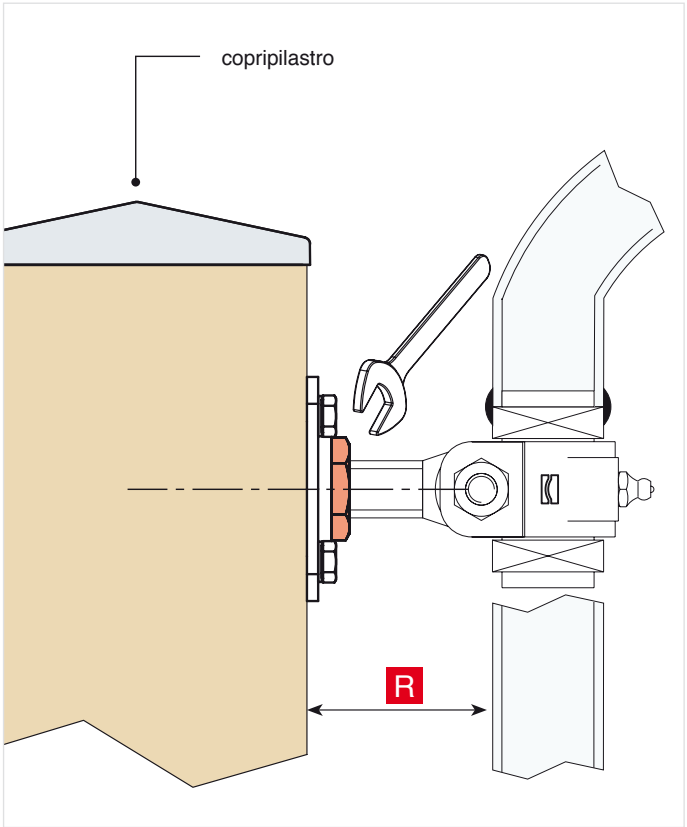

© Copyright Comunello

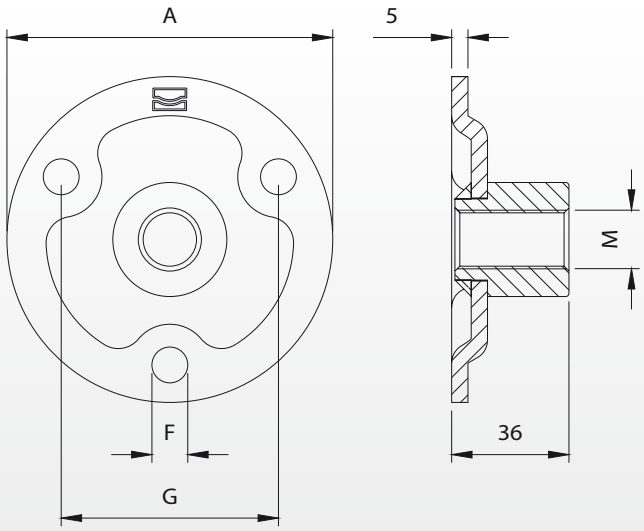

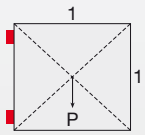

Peso uniformemente distribuito - Equally distributed weight

Articolo	Codice	A	F	G	M		Kg
156SBZ-M18	10825405 001	100	Ø11	67	M18	10	5,00
156SBZ-M20	10825410 001	100	Ø11	67	M20	10	5,00
156SBZ-M22	10825415 001	100	Ø11	67	M22	10	5,00
156SBZ-M24	10825420 001	130	Ø13	90	M24	10	7,10
156SBZ-M27	10825425 001	130	Ø13	90	M27	10	8,00

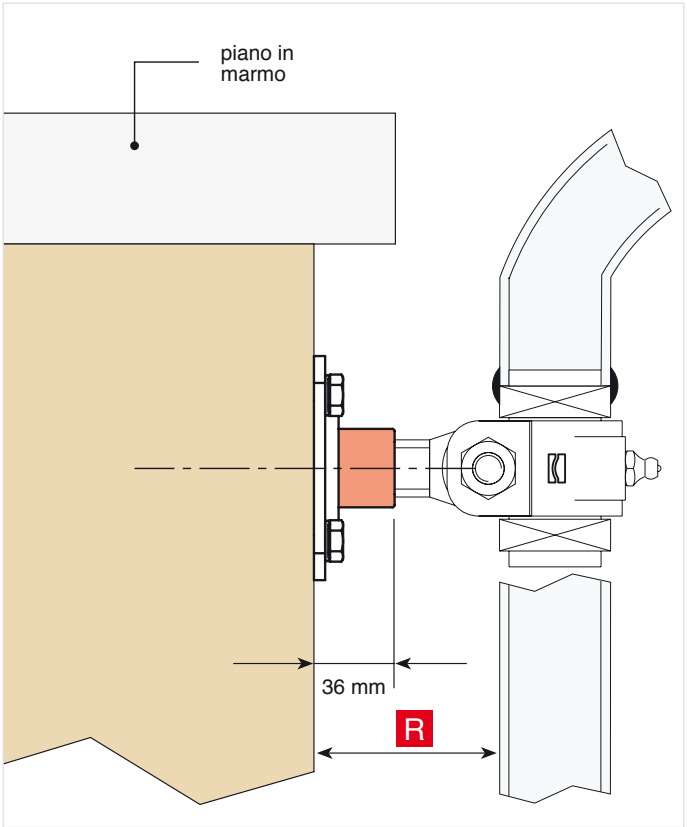



Art. 156SBZ

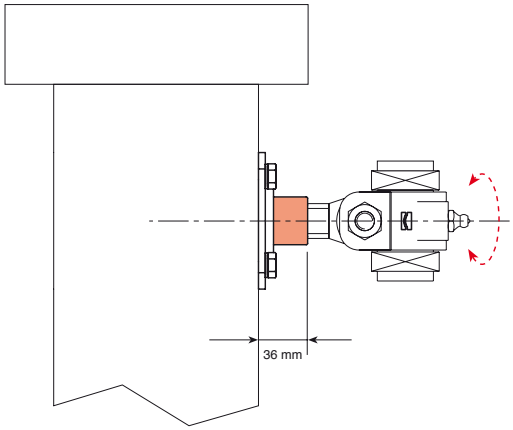

© Copyright Comunello

Piastra “Rettangolare” con dado regolabile

Plate “Rettangolare” with adjustable nut
Platine “Rettangolare” avec écrou réglable
Platte “Rettangolare ” mit verstellbarer Mutter

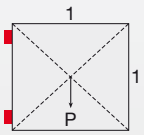

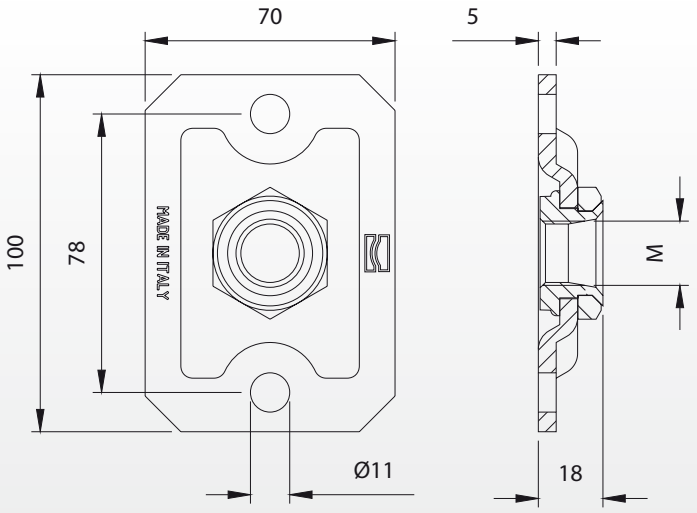

Peso uniformemente distribuito - Equally distributed weight

Articolo	Codice	M			Kg
157-M18	10824505 001	M18	32	10	3,20
157-M20	10824510 001	M20	32	10	3,20
157-M22	10824515 001	M22	36	10	3,30
157-M24	10824520 001	M24	36	10	3,30



Art. 157

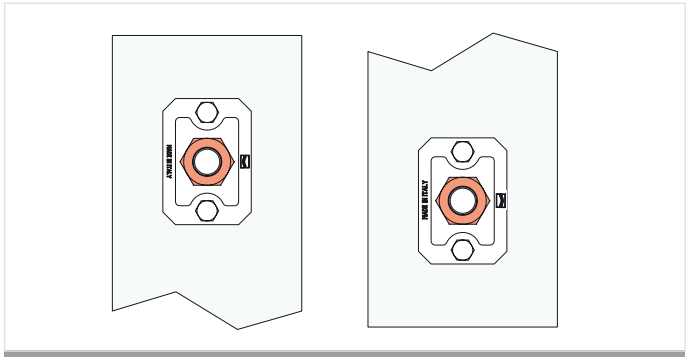

Art. 157

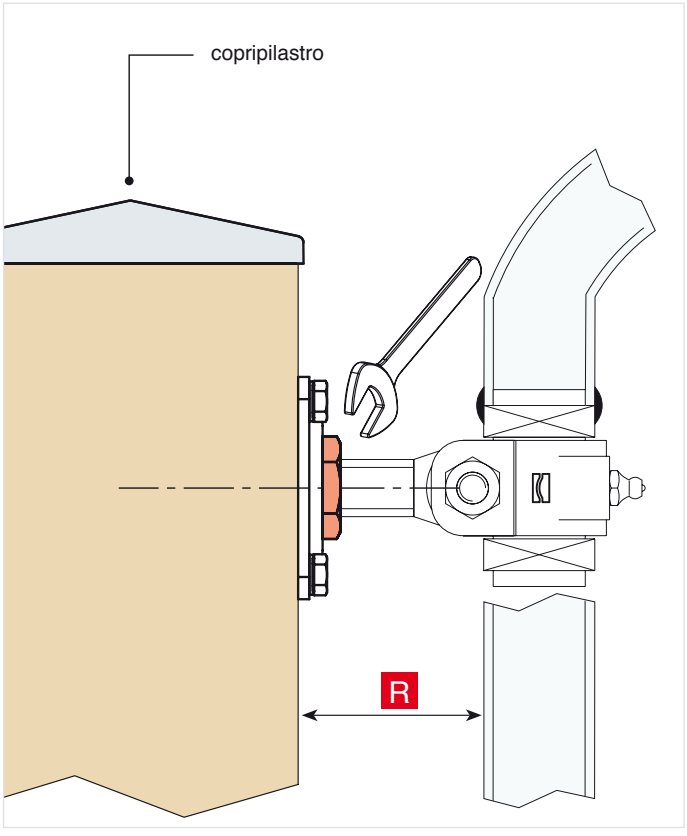

© Copyright Comunello

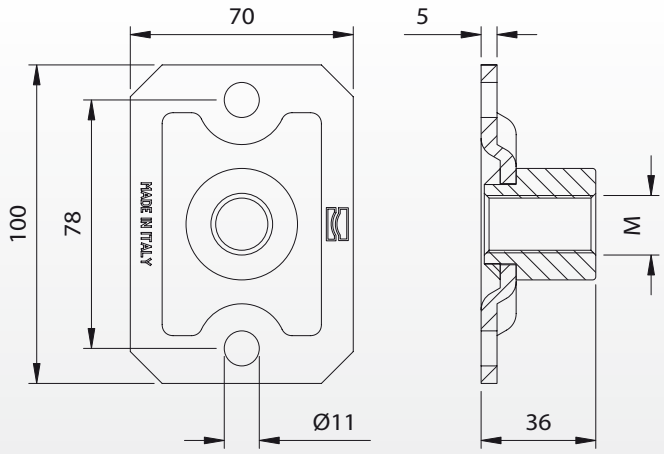

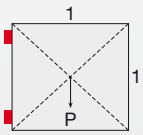

Peso uniformemente distribuito - Equally distributed weight

Articolo	Codice	M		Kg
157SBZ-M18	10825205 001	M18	10	4,30
157SBZ-M20	10825210 001	M20	10	4,30
157SBZ-M22	10825215 001	M22	10	4,40
157SBZ-M24	10825220 001	M24	10	4,40

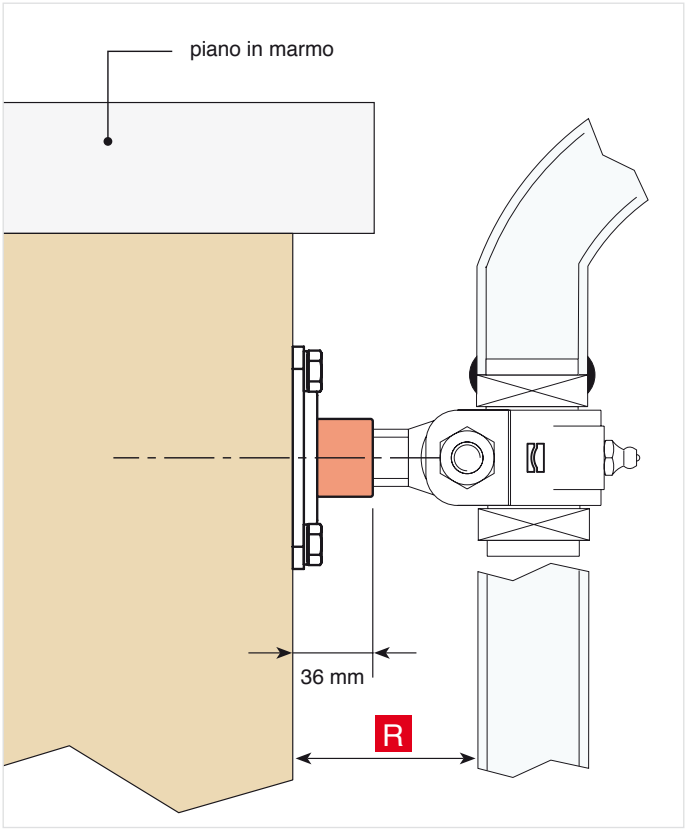



Art. 157SBZ

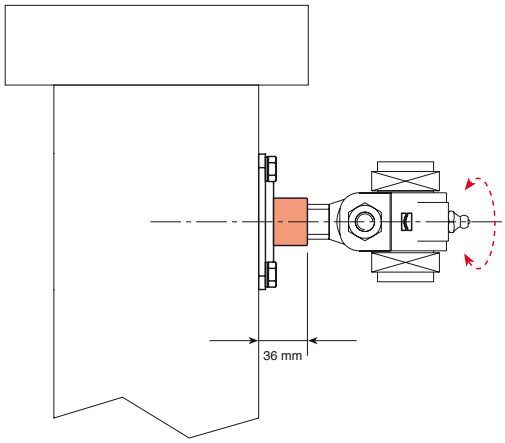

© Copyright Comunello

Piastra “Angolare” con dado regolabile

Plate “Angolare” with adjustable nut
Platine “Angolare” avec douille réglable
Platte “ Angolare ” mit verstellbarer Mutter

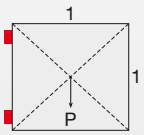

Peso uniformemente distribuito - Equally distributed weight

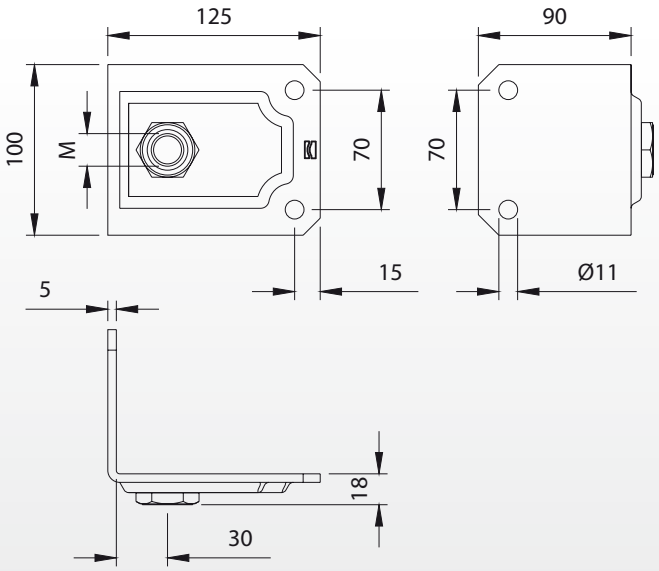

Articolo	Codice	M			Kg
158-M18	10823605 001	M18	32	10	7,60
158-M20	10823610 001	M20	32	10	7,60
158-M22	10823615 001	M22	36	10	7,60
158-M24	10823620 001	M24	36	10	7,60

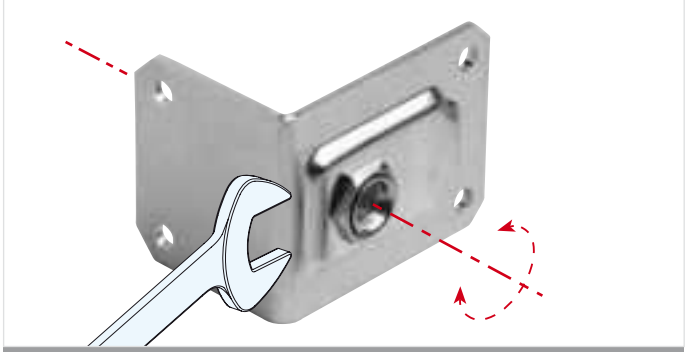

Art. 158

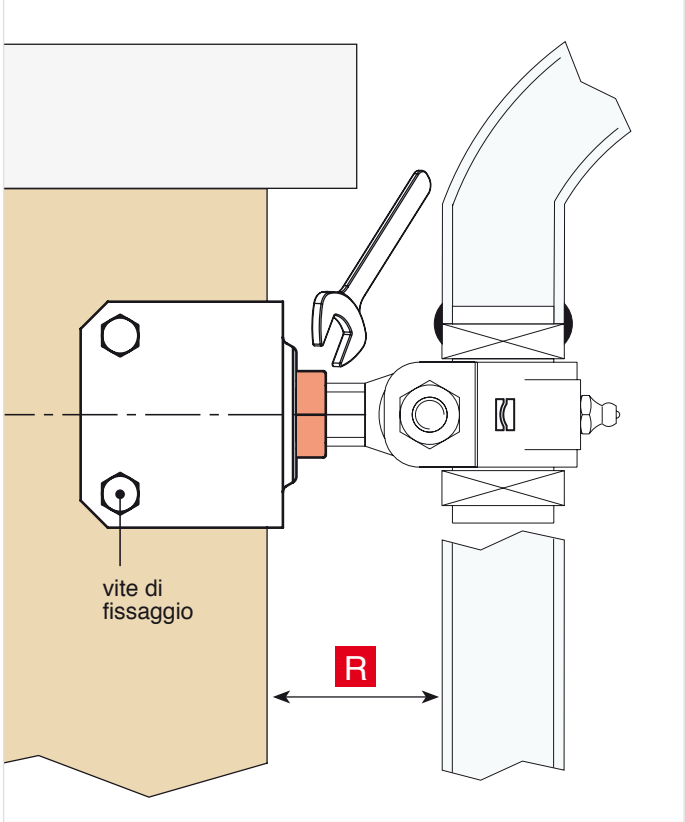

© Copyright Comunello

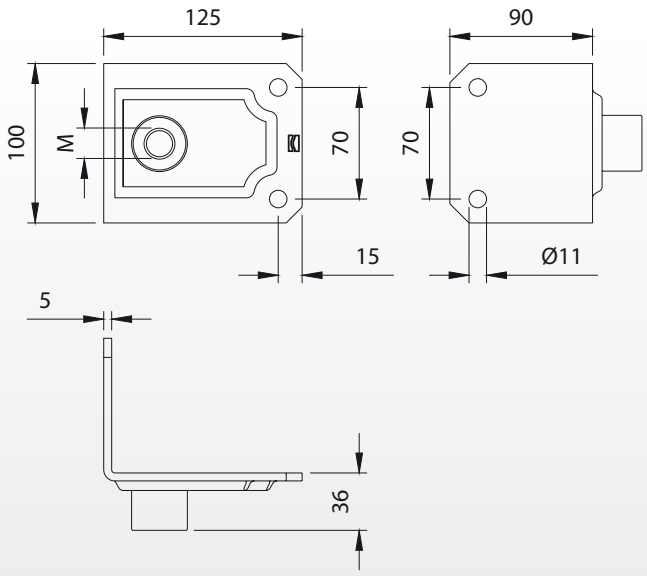

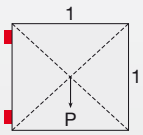

Peso uniformemente distribuito - Equally distributed weight

Articolo	Codice	M		Kg
158SBZ-M18	10825305 001	M18	10	10,00
158SBZ-M20	10825310 001	M20	10	10,00
158SBZ-M22	10825315 001	M22	10	10,50
158SBZ-M24	10825320 001	M24	10	10,50

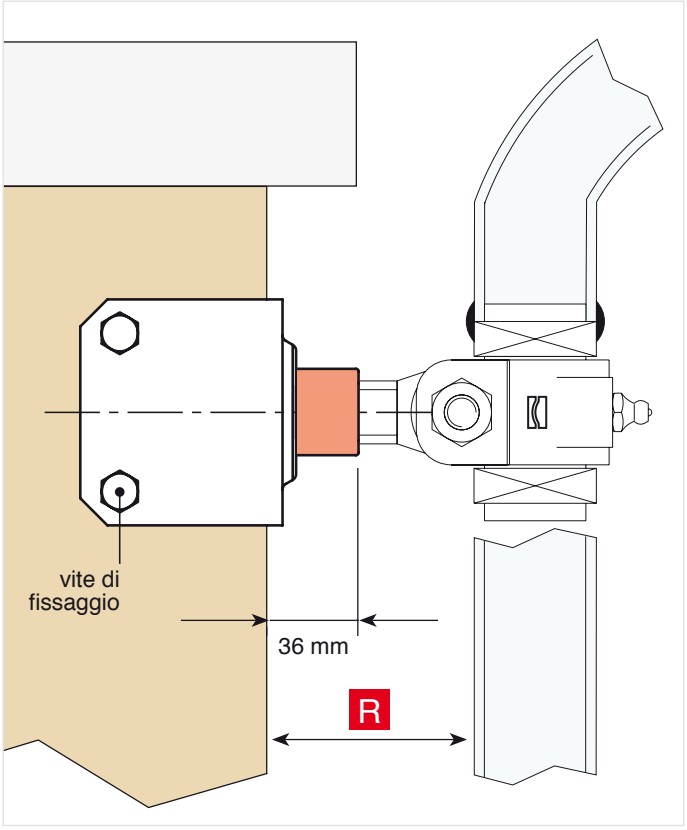



Art. 158SBZ

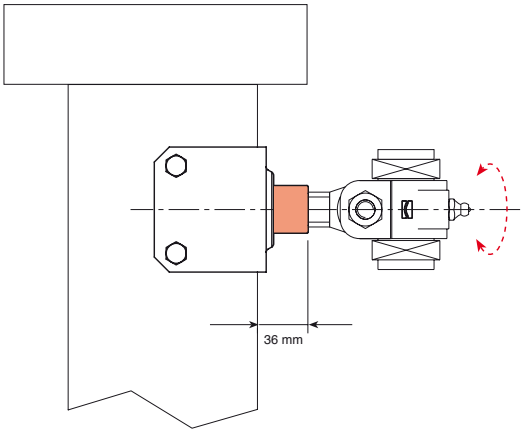

© Copyright Comunello

158 R

Brevettato - Patent

Piastra “Angolare” doppia regolazione su 2 assi x – y

Plate “Angolare” double regulation on 2 axis x-y
Platine “Angolare” avec double réglage sur les axes x-y
Platte “Angolare ” 2 Achsen x-y Doppelverstellung

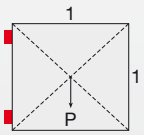

Peso uniformemente distribuito - Equally distributed weight

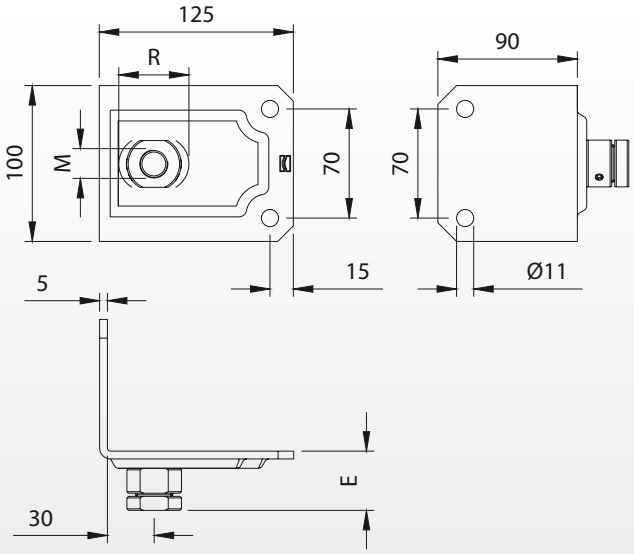

Articolo	Codice	E	M	R				Kg
158R-M18	10823805 001	38	M18	10	3	30	10	10,20
158R-M20	10823810 001	43	M20	10	3	41	10	10,20
158R-M22	10823815 001	43	M22	10	3	41	10	11,70
158R-M24	10823820 001	43	M24	10	3	41	10	11,60

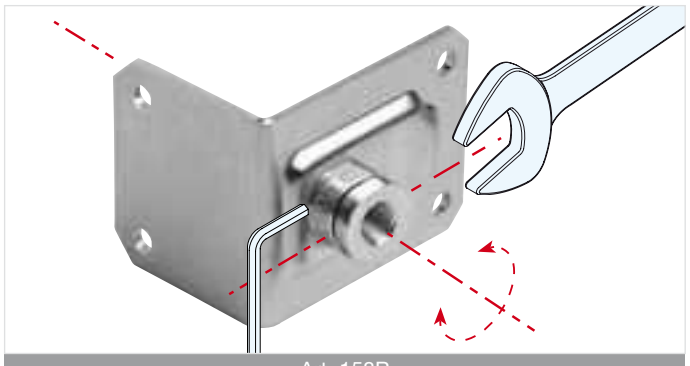

Art. 158R

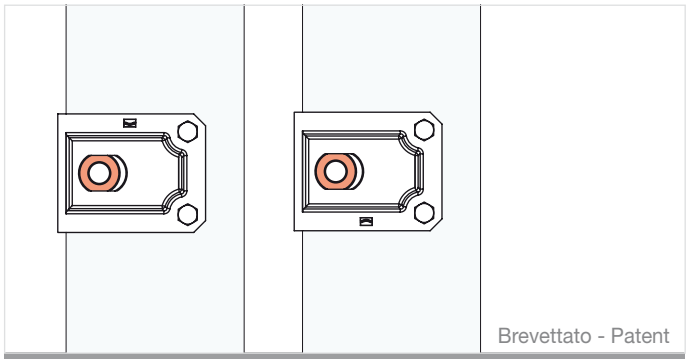

Art. 158R regolabile 2 assi

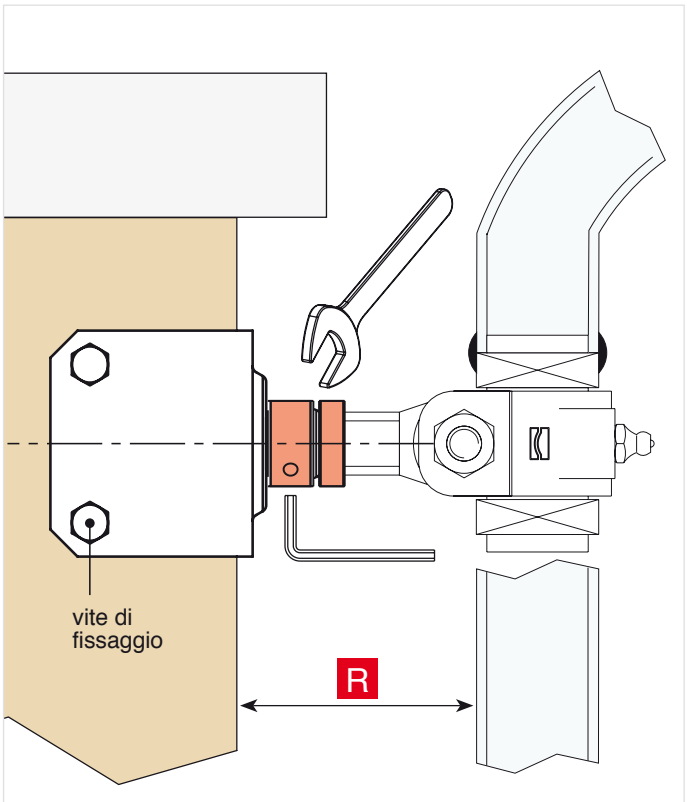

© Copyright Comunello

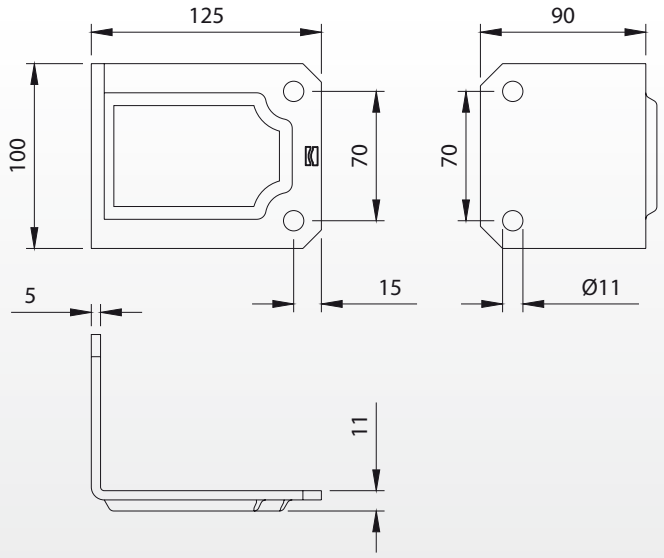

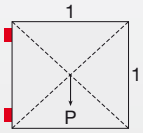

Peso uniformemente distribuito - Equally distributed weight

Articolo	Codice		Kg
158SF	10823905 001	10	8,60

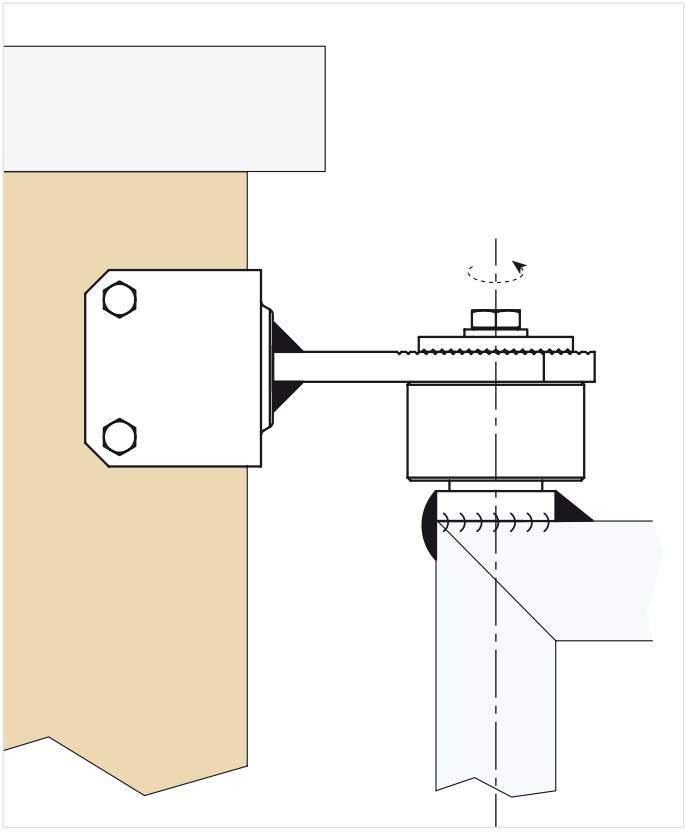

Art. 158SF

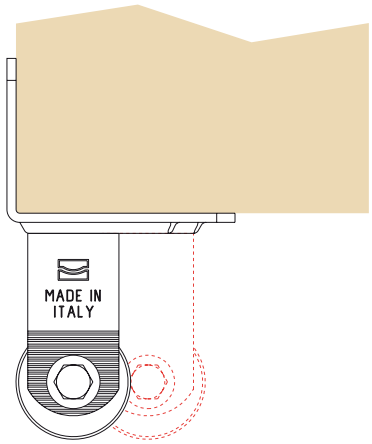

© Copyright Comunello

Piastra “Quadrata” con dado regolabile

Plate “Quadrata” with adjustable nut
Platine “Quadrata” avec écrou réglable
Platte “ Quadrata ” mit verstellbarer Mutter

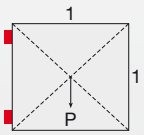

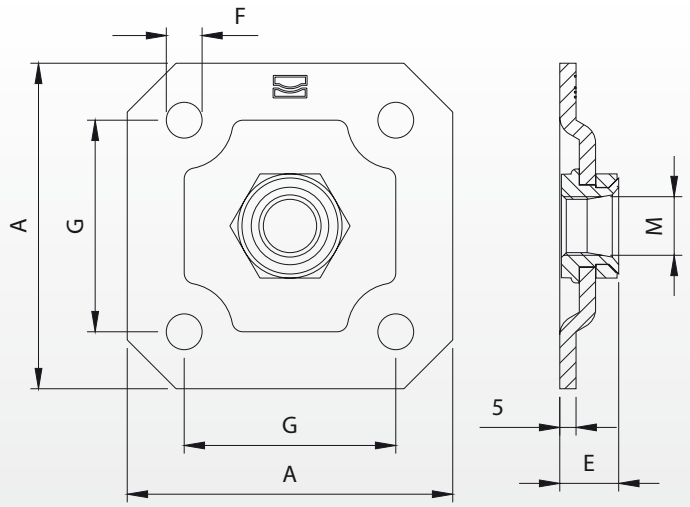

Peso uniformemente distribuito - Equally distributed weight

Articolo	Codice	A	E	F	G	M			Kg
159-M18	10823505 001	100	18	Ø11	65	M18	32	10	4,50
159-M20	10823510 001	100	18	Ø11	65	M20	32	10	4,50
159-M22	10823515 001	100	18	Ø11	65	M22	36	10	4,50
159-M24	10823520 001	100	18	Ø11	65	M24	36	10	4,50
159-M27	10823525 001	130	25	Ø13	90	M27	41	10	8,00

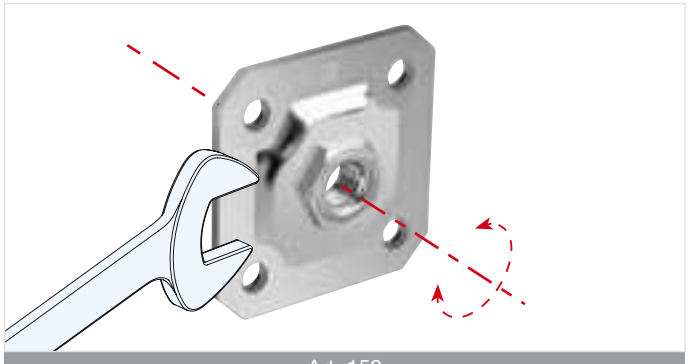

Art. 159

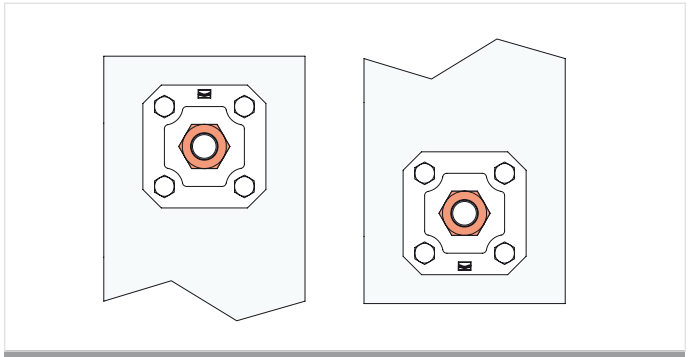

Art. 159

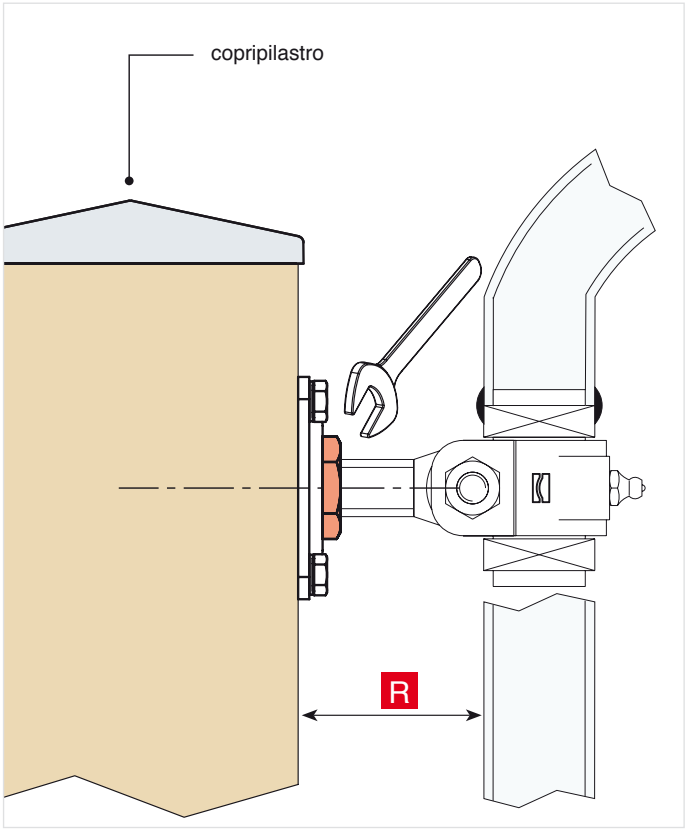

© Copyright Comunello

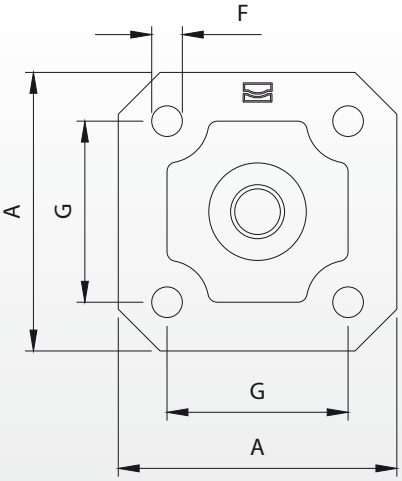

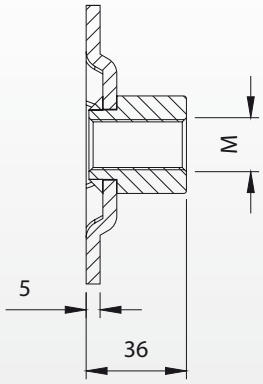

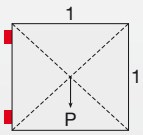

Peso uniformemente distribuito - Equally distributed weight

Articolo	Codice	A	F	G	M		Kg
159SBZ-M18	10825005 001	100	Ø11	65	M18	10	5,60
159SBZ-M20	10825010 001	100	Ø11	65	M20	10	5,60
159SBZ-M22	10825015 001	100	Ø11	65	M22	10	5,60
159SBZ-M24	10825020 001	100	Ø11	65	M24	10	5,60
159SBZ-M27	10825025 001	130	Ø13	90	M27	10	8,70

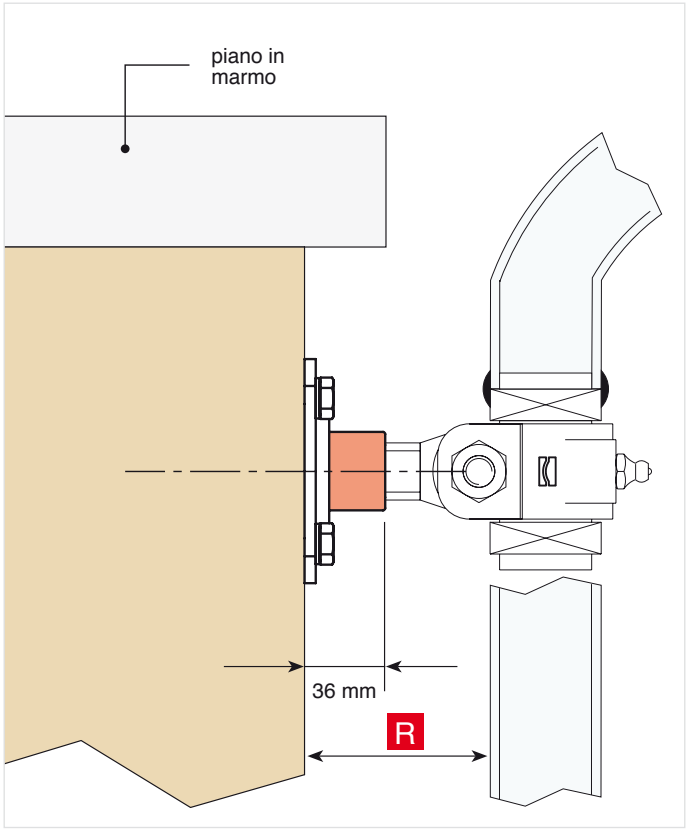



Art. 159SBZ

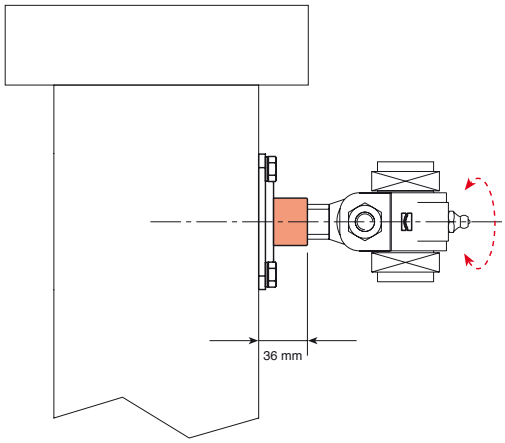

© Copyright Comunello

159 R

Brevettato - Patent

Piastra “Quadrata” doppia regolazione su 2 assi x – y

Plate “Quadrata” double adjustment on 2 axis x-y
Platine “Quadrata” double réglage sur les axes x-y
Platte “ Quadrata ” 2 Achsen x-y Doppelverstellung

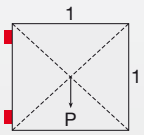

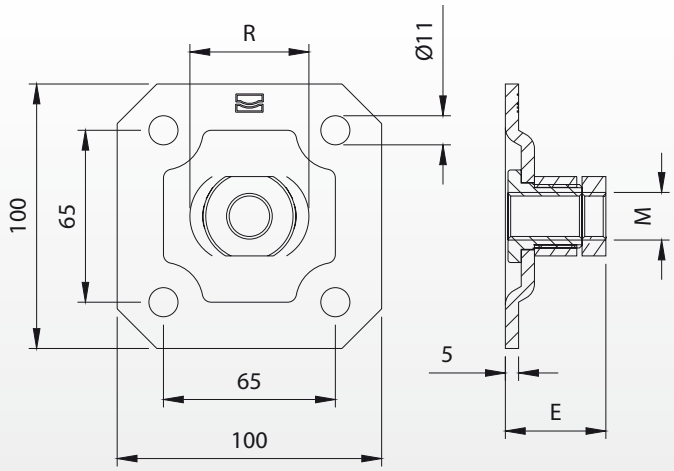

Peso uniformemente distribuito - Equally distributed weight

Articolo	Codice	E	M	R				Kg
159R-M18	10823705 001	38	M18	10	3	30	10	5,40
159R-M20	10823710 001	43	M20	10	3	41	10	5,40
159R-M22	10823715 001	43	M22	10	3	41	10	6,80
159R-M24	10823720 001	43	M24	10	3	41	10	6,80

Art. 159R

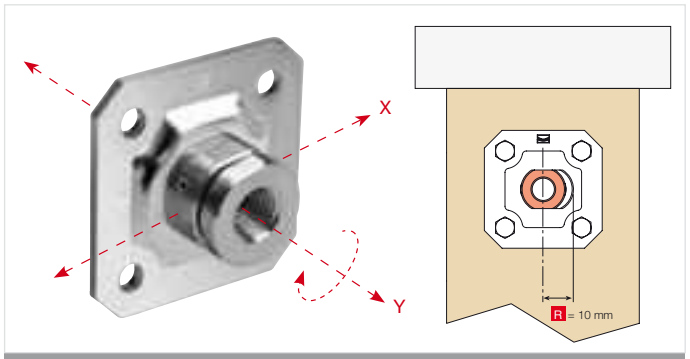

Art. 159R regolabile 2 assi

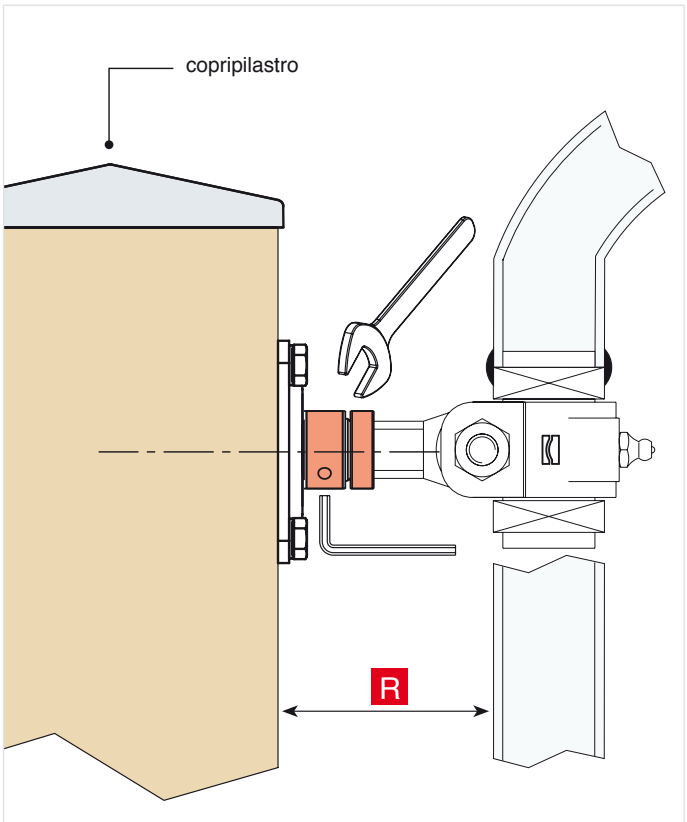

© Copyright Comunello

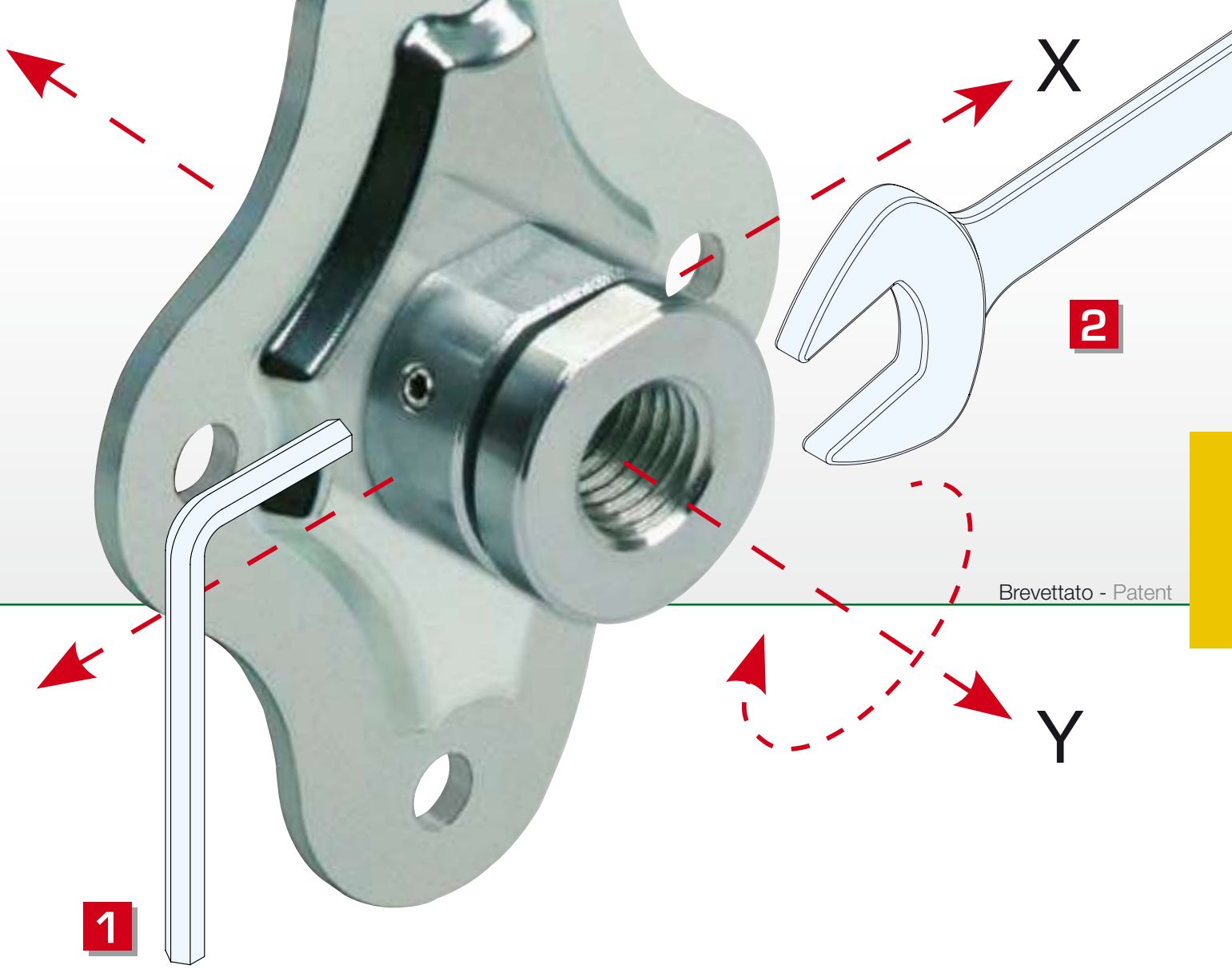

Brevettato - Patent

154 Rustica

Piastra “Rustica” per cardini con doppia regolazione asse x e y

Plate “Rustica” for hinges with double adjustments x and y axle

Platine “Rustica” pour gonds avec double réglage axe x et y

Platte „Rustica“ fuer Torbaender mit Doppelverstellung-axis x und y

158 Angolare

Piastra “Angolare” per cardini doppia regolazione su 2 assi x – y

Plate “Angolare” double regulation on 2 axis x-y

Platine “Angolare” avec double réglage sur les axes x-y

Platte “Angolare ” 2 Achsen x-y Doppelverstellung

159 Quadrata

Piastra “Quadrata” per cardini con doppia regolazione asse x e y

Plate “Quadrata” for hinges with double adjustments x and y axle

Platine “Quadrata” pour gonds avec double réglage axe x et y

Platte „Quadrata“ fuer Torbaender mit Doppelverstellung-axis x und y

© Copyright Comunello

Regolazione asse X

Regolazione piastra asse X
Adjustment of the plate X axis
Réglage de la plaque axe X
Platteeinstellung X -Achse

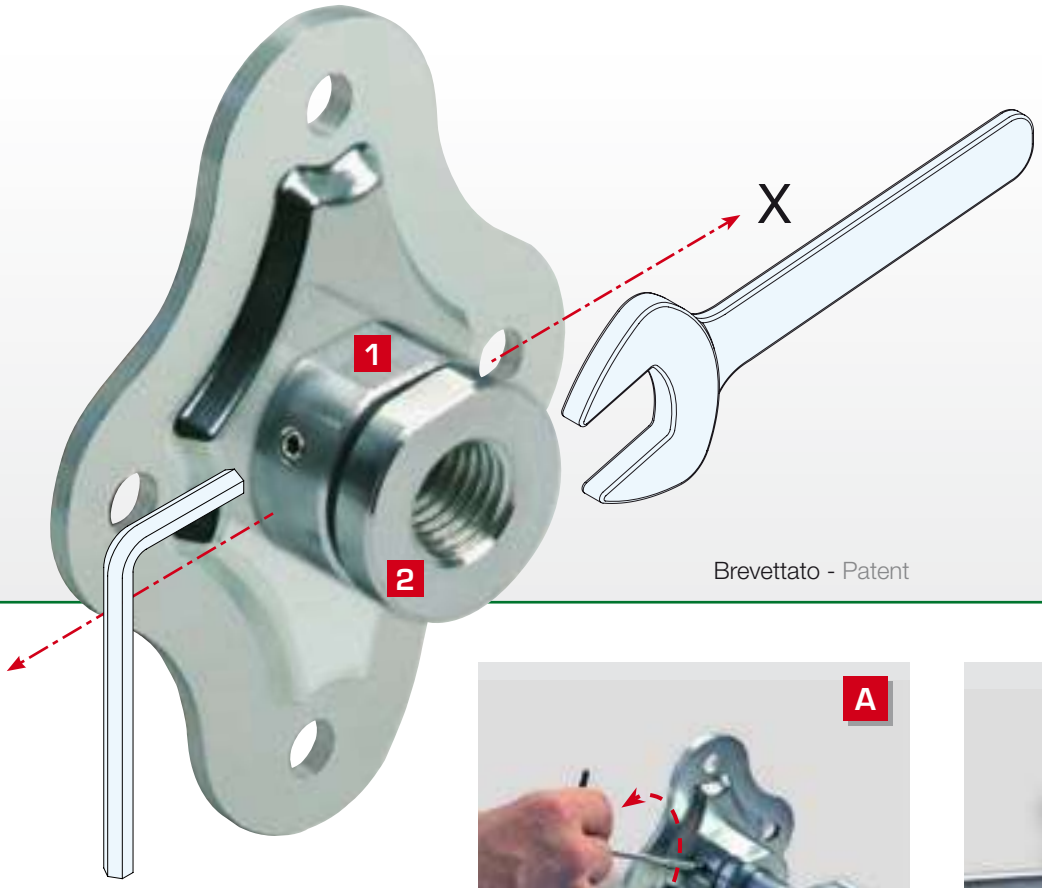

Brevettato - Patent

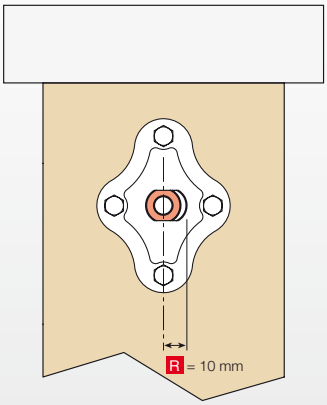



Sbloccare i grani della ghiera 1
Release the grains of the ring nut 1
Débloquer les grains de la bague 1
Die Körnung des Ring 1 freigeben



Svitare la ghiera 1 verso il controdado 2
Unscrew the ring nut 1 towards the lock nut 2
Dévisser la bague 1 vers le contre-écrou 2
Der ring 1 aufschrauben in richtung des Gegenmutter 2



Regolare l'asse x
Adjust axis x
Régler l'axe x
X -achse Einstellen

Avvitare la ghiera 1 in battuta verso piastra
Screw the ring nut 1 beating towards the plate
Visser la bague 1 en butée vers la plaque
Der ring 1 Anschrauben gegen der Platte

Bloccare i grani della ghiera 1
Lock the grains of ring nut 1
Bloquer les grains de la bague 1
Die Körnung des ringes festklemmen

© Copyright Comunello

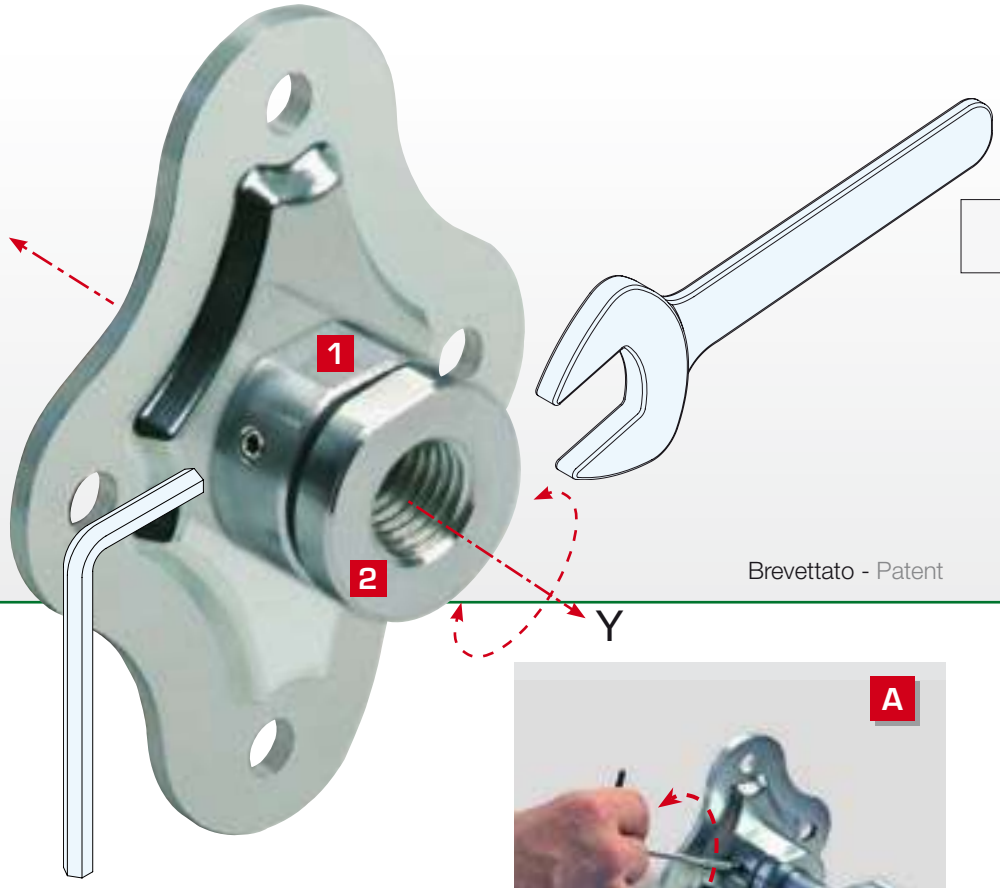

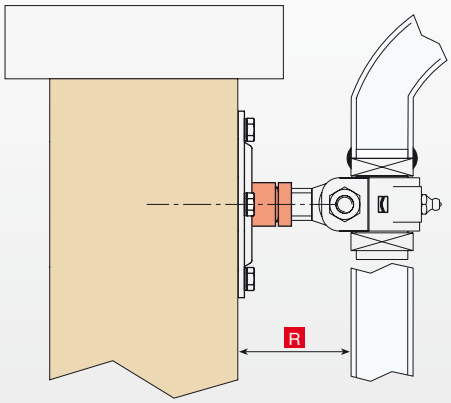

Brevettato - Patent



Sbloccare i grani della ghiera 1, allentare la ghiera 1 e bloccare i grani

Release the grains of the ring nut 1, loose the ring nut and lock the grains

Débloquer les grains de la bague 1, desserrer la bague et bloquer les grains

Die Körnung des Ring 1 freigeben, den Ring lockern und die Körnungen festklemmen.



Svitare controdado 2

Svitare il contro dado 2

Dévisser le contre-écrou 2

Die Gegenmutter 2 aufschrauben



Regolare l'asse y agendo con la chiave sulla ghiera 1 e avvitare il controdado 2

Adjust axis y by using the key on the ring nut 1 and screw the lock nut 2

Régler l'axe y en agissant sur la bague 1 avec la clé et visser le contre-écrou 2

X -achse durch den schlüssel auf dem Ring 1 Einstellen und die Gegenmutter 2 Anschrauben



Avvitare controdado 2 in battuta

Screw the lock nut 2 beating

Visser le contre-écrou 2 en butée

Die Gegenmutter 2 Anschrauben

Sbloccare i grani della ghiera 1, avvitare la ghiera verso la pistra e bloccare i grani

Release the grains of the ring nut 1, screw the ring nut towards the plate and lock the grains

Débloquer les grains de la bague 1, visser la bague vers la plaque et bloquer les grains

Die Körnungen des ringes 1 freigeben, den Ring in richtung der Platte Anschrauben und die Körnungen festklemmen

© Copyright Comunello

Cardine con cavallotto e piastra con dado regolabile

Hinge with u bolt and plate with adjustable nut
Gond avec crampillon et platine avec écrou réglable
Torband mit U-Bügel und Platte mit verstellbarer Mutter

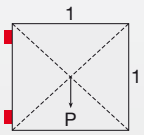

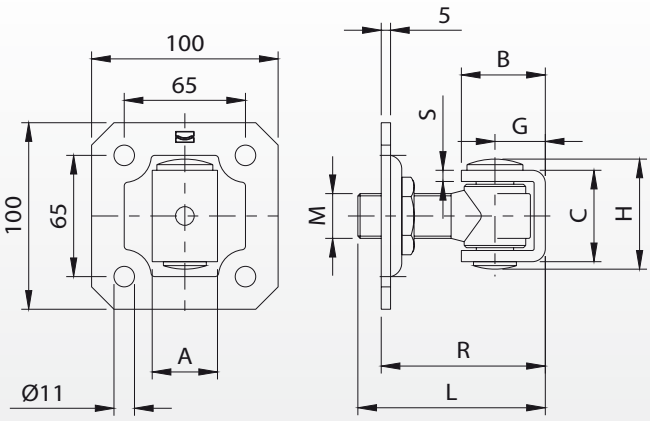

Peso uniformemente distribuito - Equally distributed weight

Articolo	Codice	A	B	C	G	H	L	M	R	S		COPPIA		
161-M20	10810305 001	30	40	37	25	47	85	M20	60-85	5	32	150	20	15,50
161-M24	10810310 001	35	45	49	27	59	100	M24	70-100	6	36	225	10	10,70

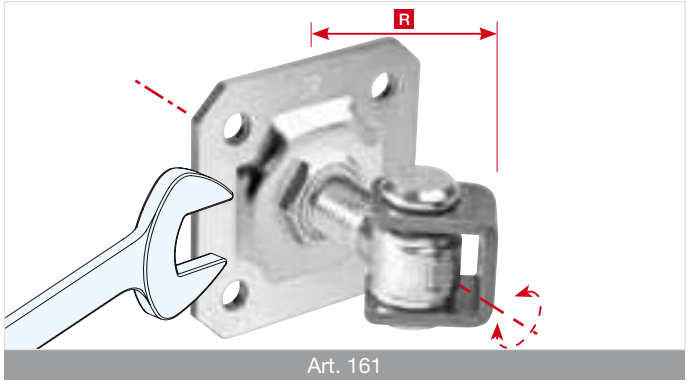

Art. 161

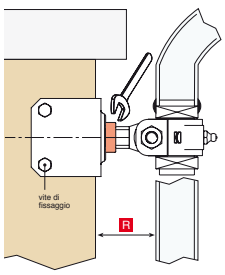

158 Angolare acciaio/muro

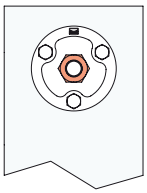

156 Tonda acciaio/muro

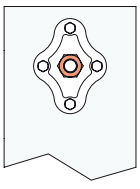

154 Rustica acciaio/muro

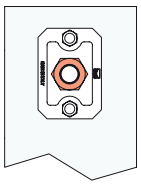

157 Rettangolare acciaio/muro

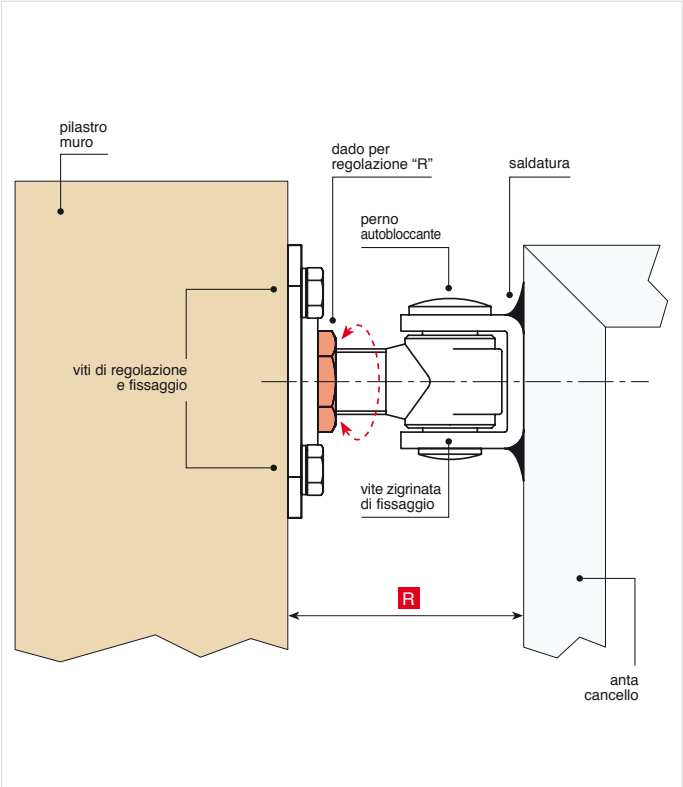

© Copyright Comunello

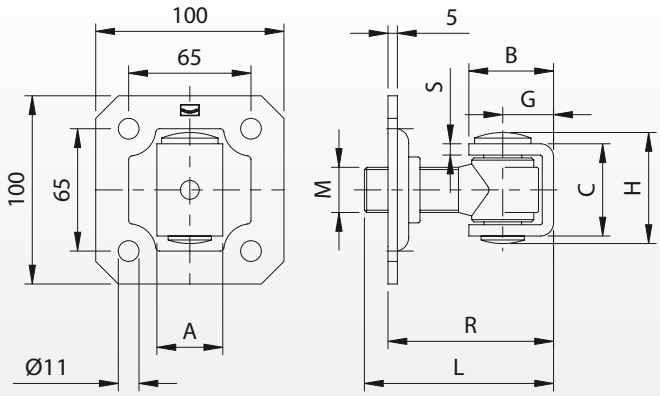

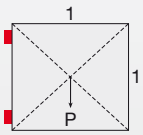

Peso uniformemente distribuito - Equally distributed weight

Articolo	Codice	A	B	C	G	H	L	M	R	S	Kg COPPIA		Kg
162-M20	10810505 001	30	40	37	25	47	85	M20	60-85	5	150	20	15,30
162-M24	10810510 001	35	45	49	27	59	100	M24	70-100	6	225	10	10,50

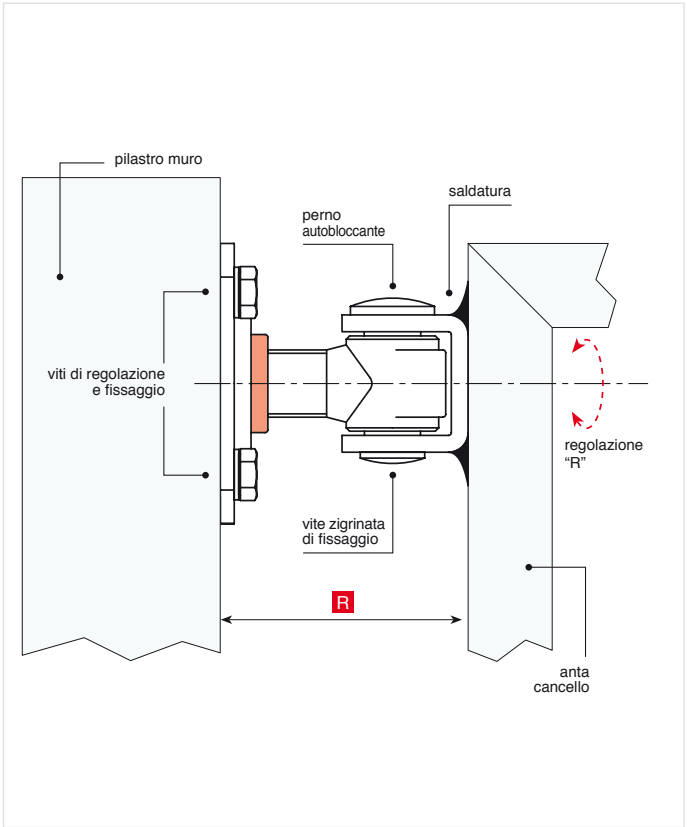



Art. 162

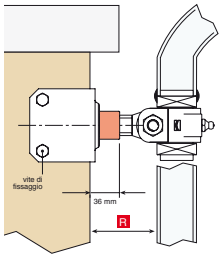

158 Angolare acciaio/muro

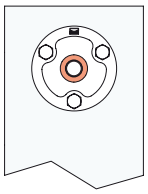

156 Tonda acciaio/muro

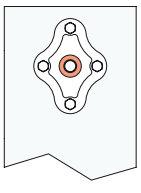

154 Rustica acciaio/muro

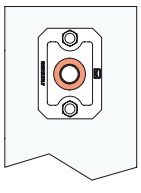

157 Rettangolare acciaio/muro

© Copyright Comunello

Cardine con ali e piastra con dado regolabile

Hinge with wings and plate with adjustable nut
Gond avec ailes et platine avec écrou réglable
Torband mit Laschen und Platte mit verstellbarer Mutter

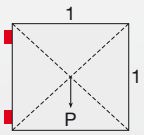

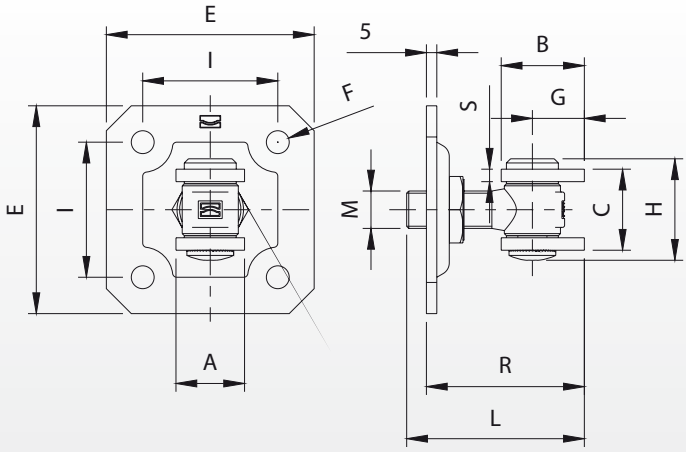

Peso uniformemente distribuito - Equally distributed weight

Articolo	Codice	A	B	C	E	F	G	H	I	L	M	R	S		Kg COPPIA		Kg
163-M18	10810805 001	33	40	39	100	Ø11	25	49	65	85	M18	62-85	6	32	125	20	14,2
163-M22	10810810 001	40	47	53	100	Ø11	27	64	65	95	M22	70-95	8	36	220	10	8,50
163-M27	10810815 001	50	52	60	130	Ø13	30	71	90	117	M27	80-117	10	41	320	10	16,6

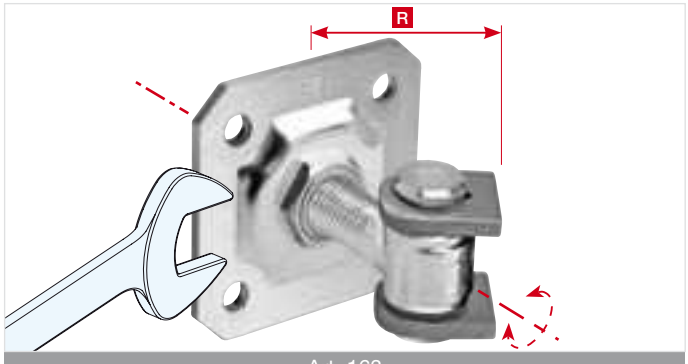

Art. 163

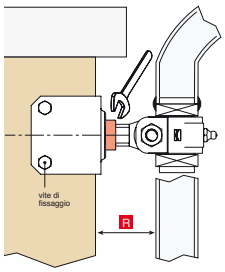

158 Angolare acciaio/muro

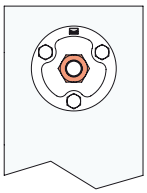

156 Tonda acciaio/muro

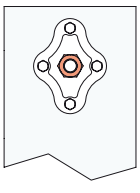

154 Rustica acciaio/muro

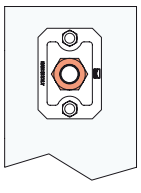

157 Rettangolare acciaio/muro

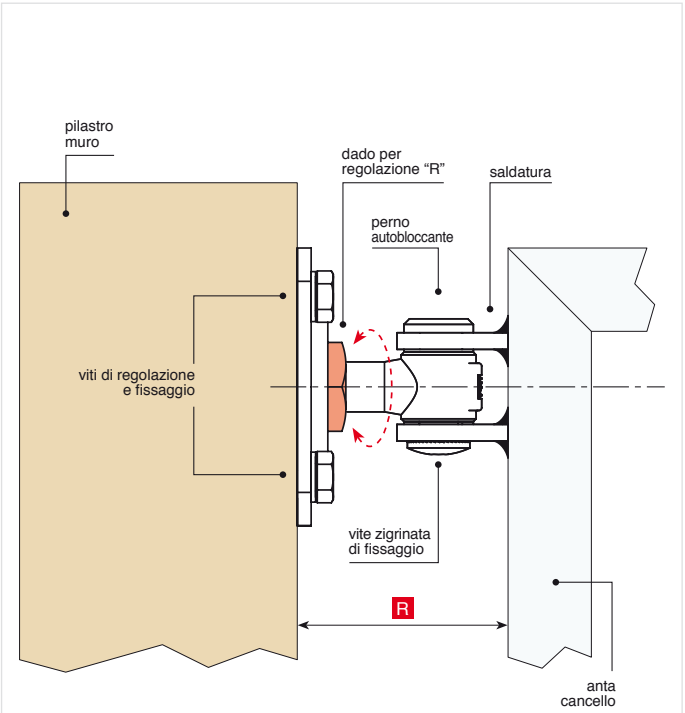

© Copyright Comunello

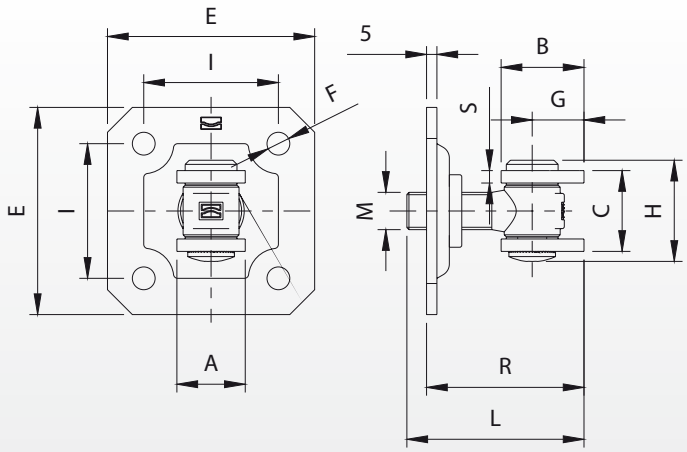

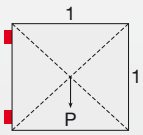

Peso uniformemente distribuito - Equally distributed weight

Articolo	Codice	A	B	C	E	F	G	H	I	L	M	R	S	Kg COPPIA		Kg
164-M18	10811005 001	33	40	39	100	Ø11	25	49	65	85	M18	62-85	6	125	20	13,5
164-M22	10811010 001	40	47	53	100	Ø11	27	64	65	95	M22	70-95	8	220	10	8,50
164-M27	10811015 001	50	52	60	130	Ø13	30	71	90	117	M27	80-117	10	320	10	16,3

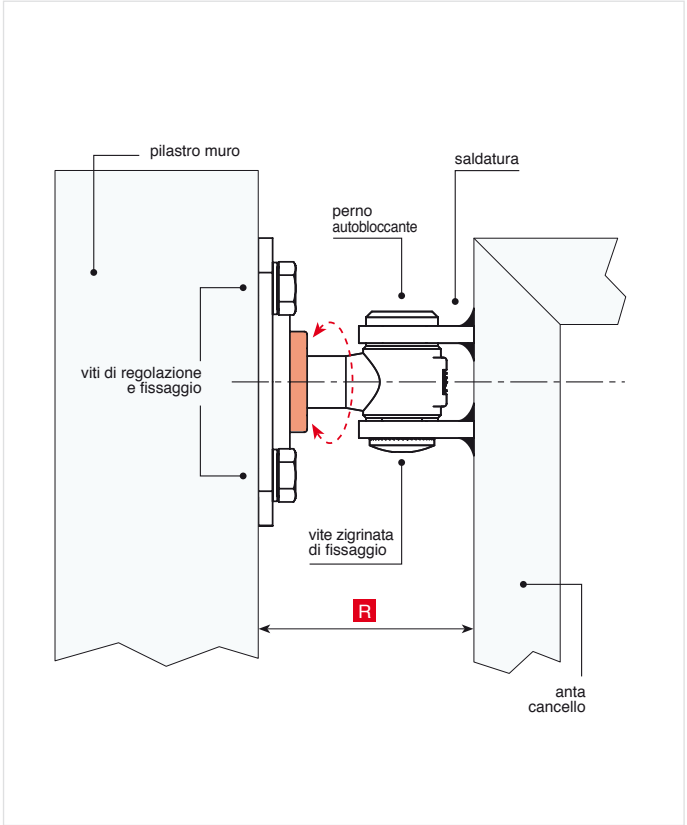



Art. 164

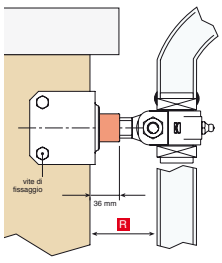

158 Angolare acciaio/muro

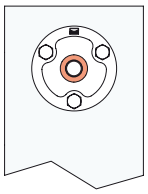

156 Tonda acciaio/muro

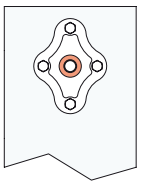

154 Rustica acciaio/muro

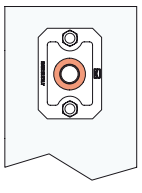

157 Rettangolare acciaio/muro

© Copyright Comunello

165 - 165 inox

Copripilastro quadrato

Square pillar cover
Couvre pilastre carré
Viereckiger Pfostendeckel



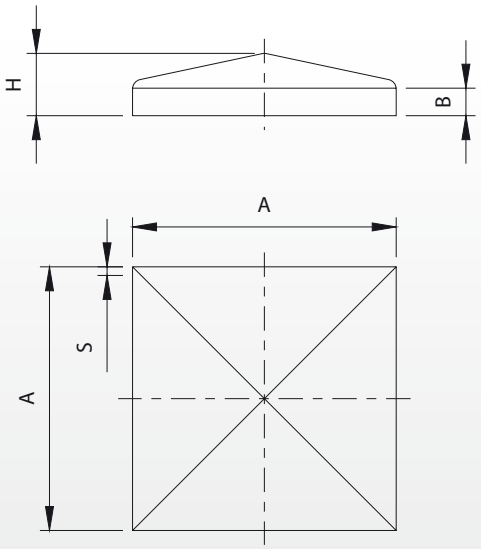

Articolo	Grezzo	Articolo	Zincato	A	B	H	S		Kg
165-20	12100501	**165Z-20**	12100501 001	25	6,5	10,5	1,8	100	1,70
165-30	12100505	**165Z-30**	12100505 001	35	6,5	12	1,8	50	1,40
165-40	12100510	**165Z-40**	12100510 001	45	6	12	1,8	50	2,10
165-50	12100515	**165Z-50**	12100515 001	55	6	13	1,8	50	3,10
165-60	12100520	**165Z-60**	12100520 001	65	6,5	16	1,8	50	4,50
165-80	12100525	**165Z-80**	12100525 001	85	6,5	16,5	1,8	50	6,70
165-100	12100530	**165Z-100**	12100530 001	105	6,5	19	1,8	50	9,60
165-120	12100535	**165Z-120**	12100535 001	125	8	26	2	25	7,60
165-150	12100540	**165Z-150**	12100540 001	155	6,5	24,5	2	25	11,1
165-200	12100550	**165Z-200**	12100550 001	205	6	29	2	20	15,5

Articolo	INOX	A	B	H	S		Kg
165I-30	12100705	35	6,5	12	1,5	10	0,30
165I-40	12100710	45	6	12	1,5	10	0,40
165I-50	12100715	55	6	13	1,5	10	0,60
165I-60	12100720	65	6,5	16	1,5	10	0,70
165I-80	12100725	85	6,5	16,5	1,5	6	0,70
165I-100	12100730	105	6,5	19	1,5	6	1,10
165I-120	12100735	125	8	26	1,5	6	1,30
165I-150	12100740	155	6,5	24,5	1,5	2	0,70

Art.165 Grezzo



Art. 165 Zincato



INOX

Art. 165I Inox

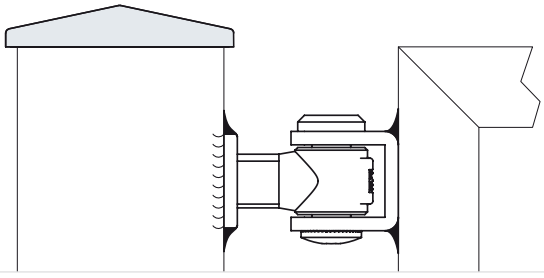

© Copyright Comunello

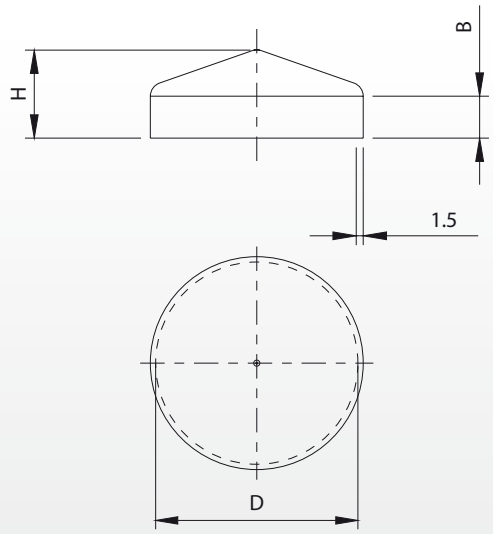

Articolo	Codice	D	In	B	H		Kg
165T-30	12100805	Ø30,3	1 3/16”	9	16,5	50	1,10
165T-33	12100810	Ø33,8	1 11/32”	9	17	50	1,30
165T-42	12100815	Ø42,7	1 11/16”	9	19	50	1,80
165T-48	12100820	Ø48,5	1 29/32”	9	20	50	2,20
165T-60	12100825	Ø60,6	2 3/8”	9	22	50	3,20
165T-76	12100830	Ø76,5	3”	11	27	50	4,80
165T-89	12100835	Ø89,2	3 1/2”	11	25	50	6,00
165T-102	12100840	Ø102	4 1/32”	11	27	25	3,90
165T-114	12100845	Ø114,8	4 17/32”	11	29	25	5,10

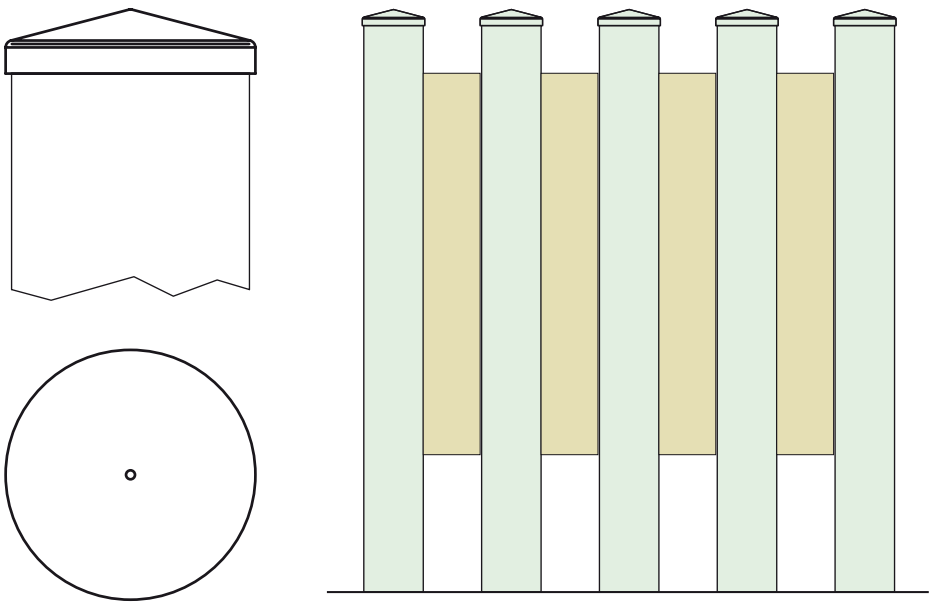

© Copyright Comunello

Battente d'arresto a cementare

Stop batten to be cemented
Battent d'arrêt à sceller
Auflaufschuh zum Ausbetonieren

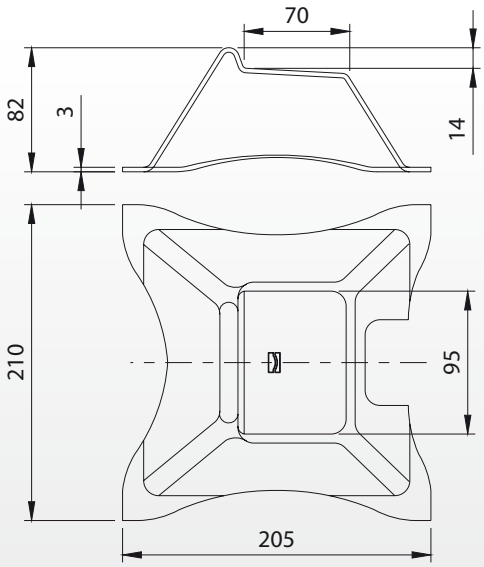

Articolo	Codice		Kg
167	10700705 001	10	12,2

Art. 167

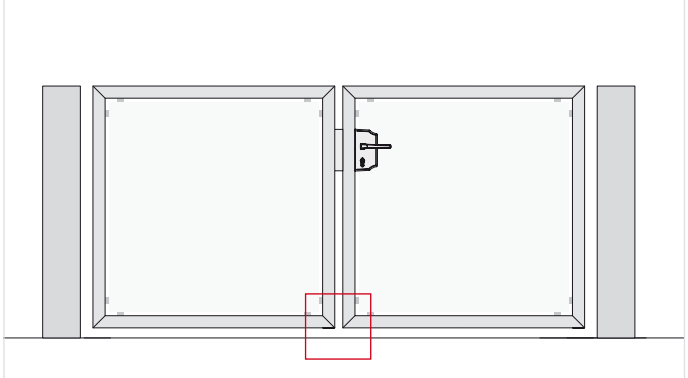

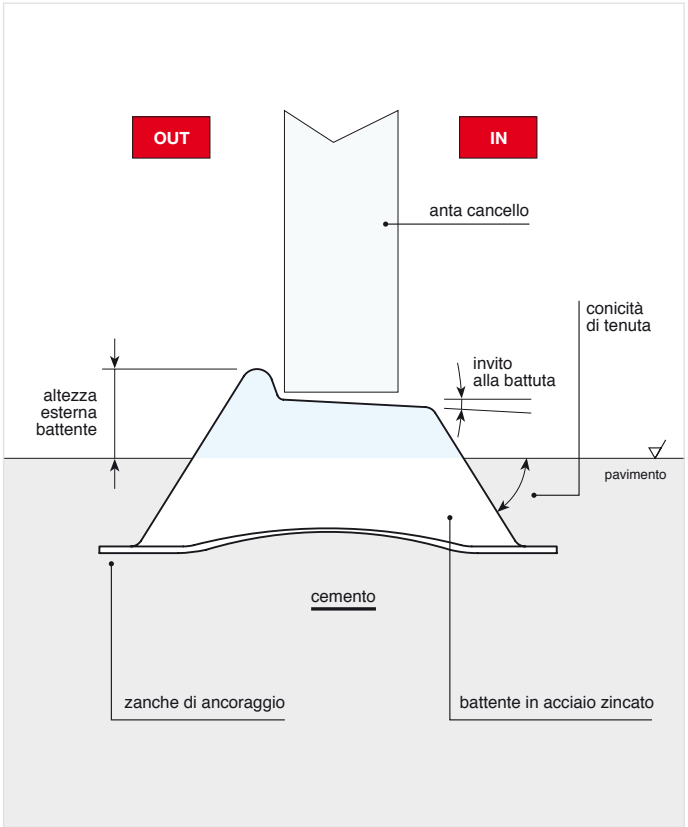

© Copyright Comunello

Battente d'arresto a cementare con ancoranti

Stop batten to be cemented with tie rods
Battent d'arrêt à sceller avec tirants
Auflaufschuh zum Ausbetonieren mit Ankern

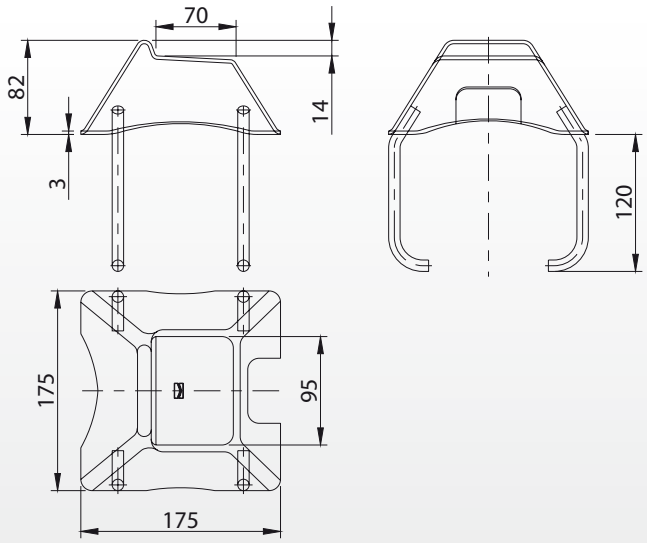

Articolo	Codice		Kg
168	10700805 001	4	6,40

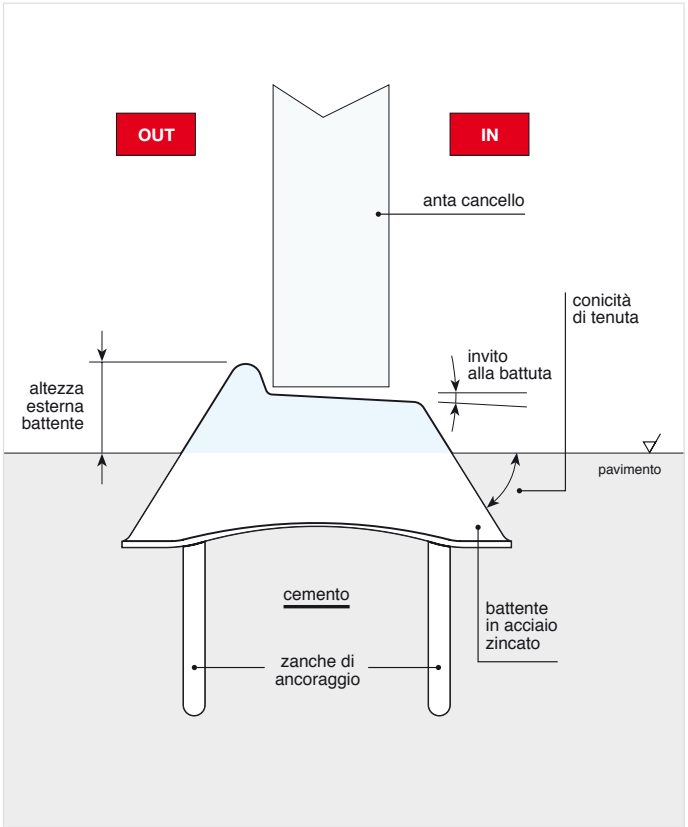



Art. 168

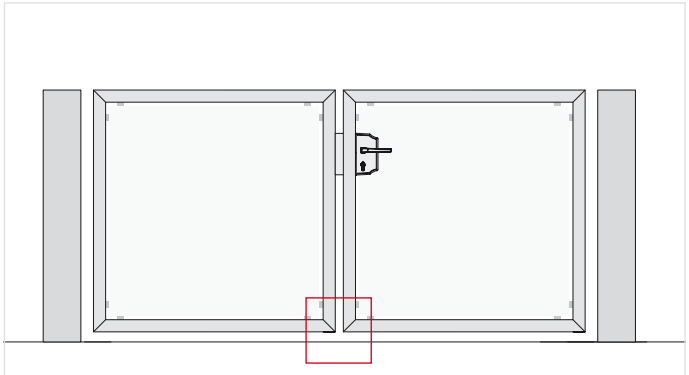

© Copyright Comunello

Comunello Professional®

Battente d'arresto a fissare

Stop batten to be fixed
Battent d'arrêt à fixer
Auflaufschuh zum Anschrauben

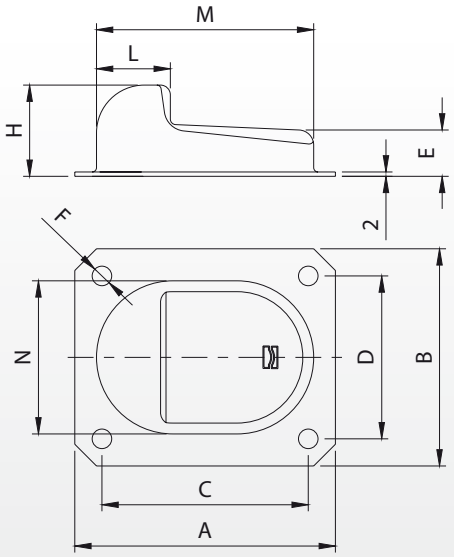

Articolo	Misura	Codice	A	B	C	D	E	F	H	L	M	N		Kg
166P	piccolo	10704601 001	120	100	95	75	21	Ø9	42	34	100	70	25	7,40
166G	grande	10704602 001	160	130	125	100	23	Ø11	48	40	130	90	10	4,80

Art. 166

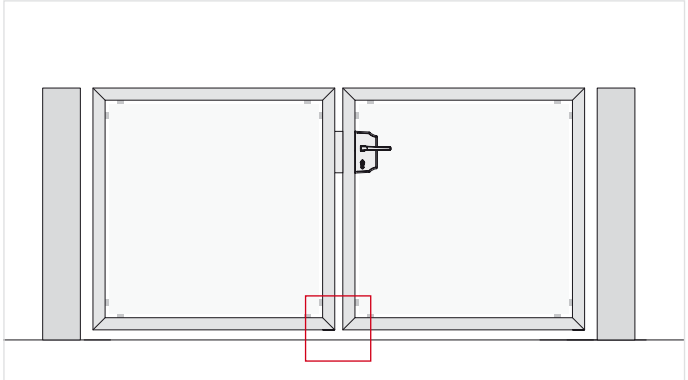

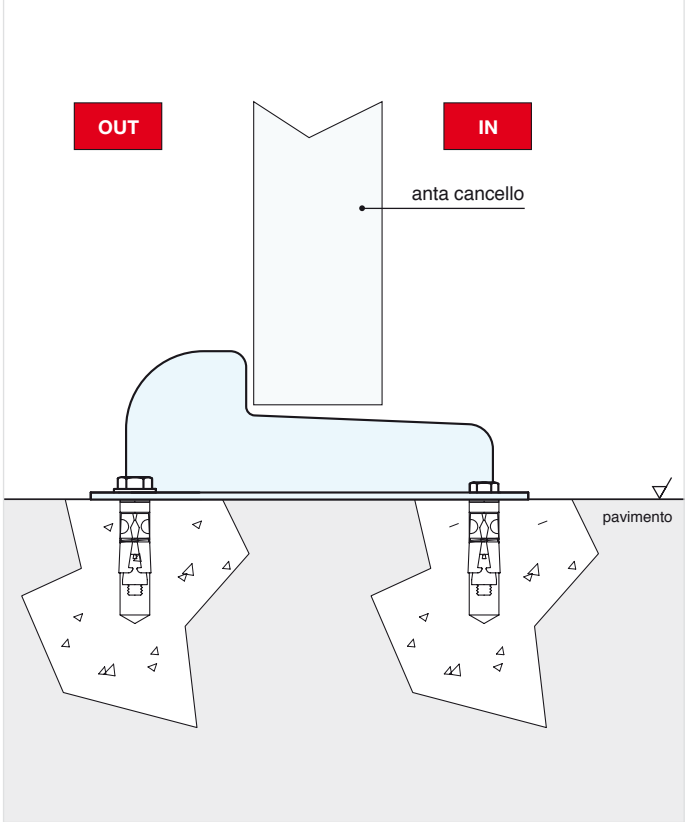

© Copyright Comunello

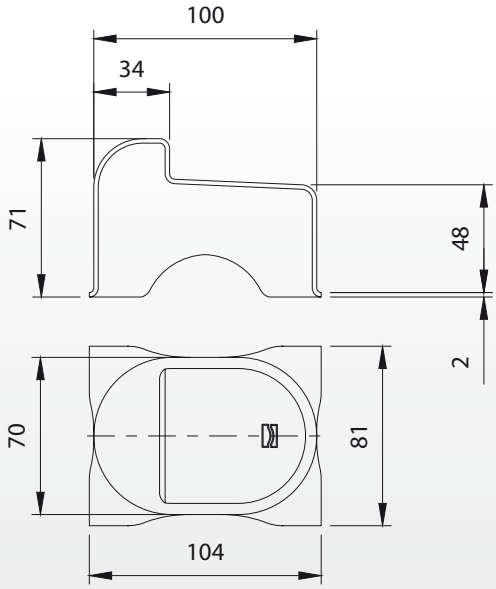

Articolo	Codice		Kg
169	10700905 001	25	7,90

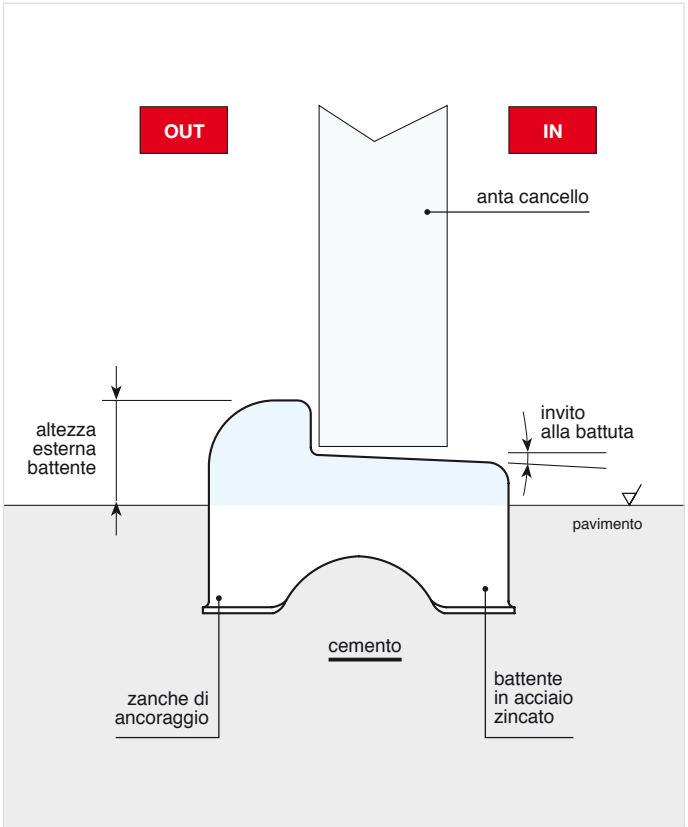

Art. 169

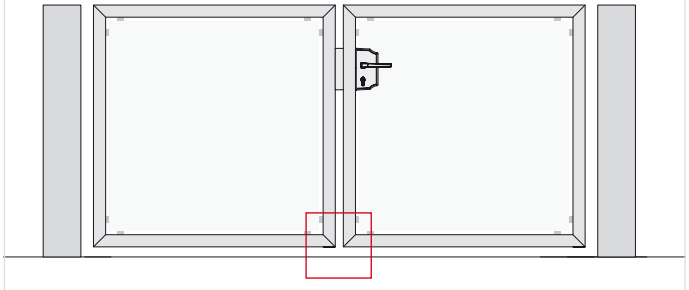

© Copyright Comunello

170 - 170 inox

Battente d'arresto a cementare

Stop batten to be cemented
Battent d'arrêt à sceller
Auflaufschuh zum Ausbetonieren



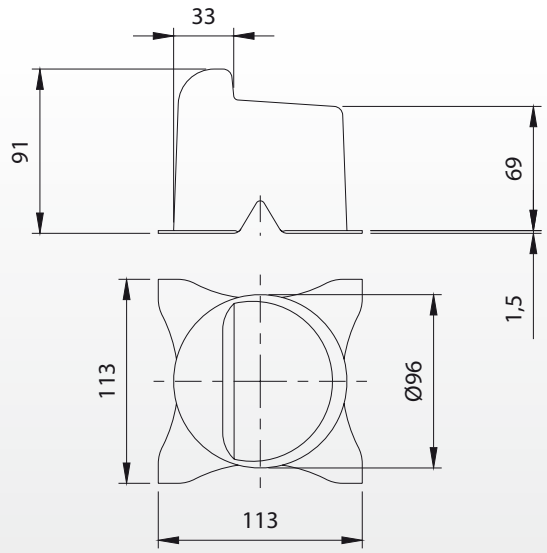

Articolo	Codice		Kg
170	10701005 001	25	8,50

Articolo	INOX		Kg
170I	10701105	5	1,80

Art. 170



INOX

Art. 170I

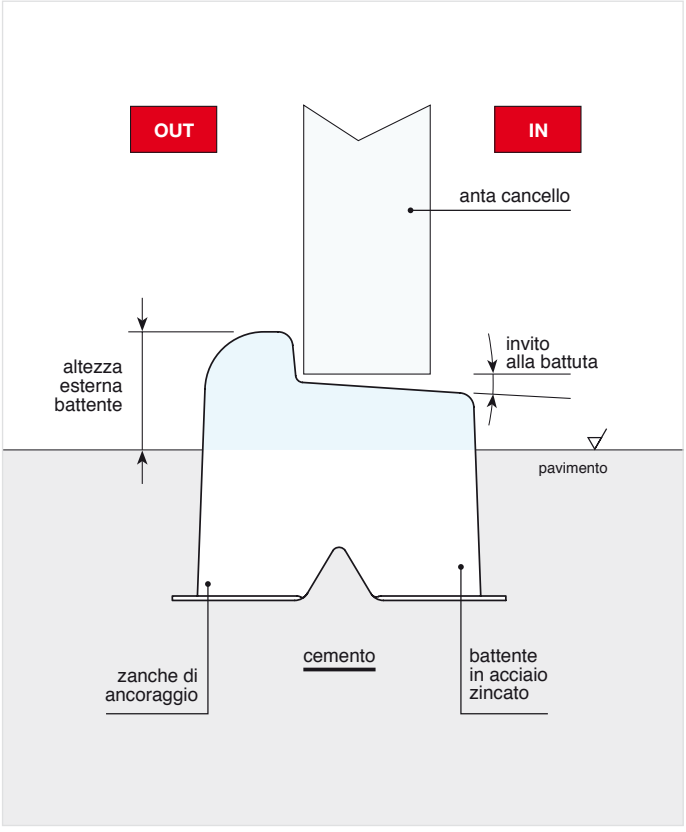

© Copyright Comunello

Battente d'arresto a fissare

Stop batten to be fixed
Battent d'arrêt à fixer
Auflaufschuh zum Anschrauben

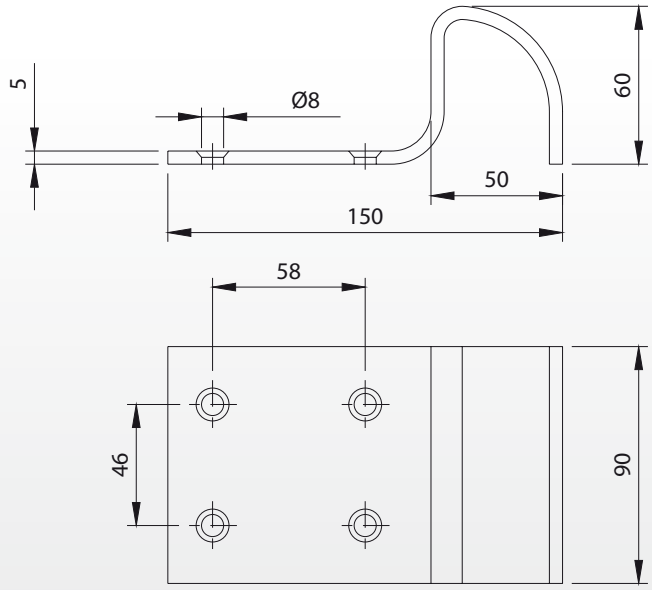

Articolo	Codice		Kg
171	10701205 001	10	8,20

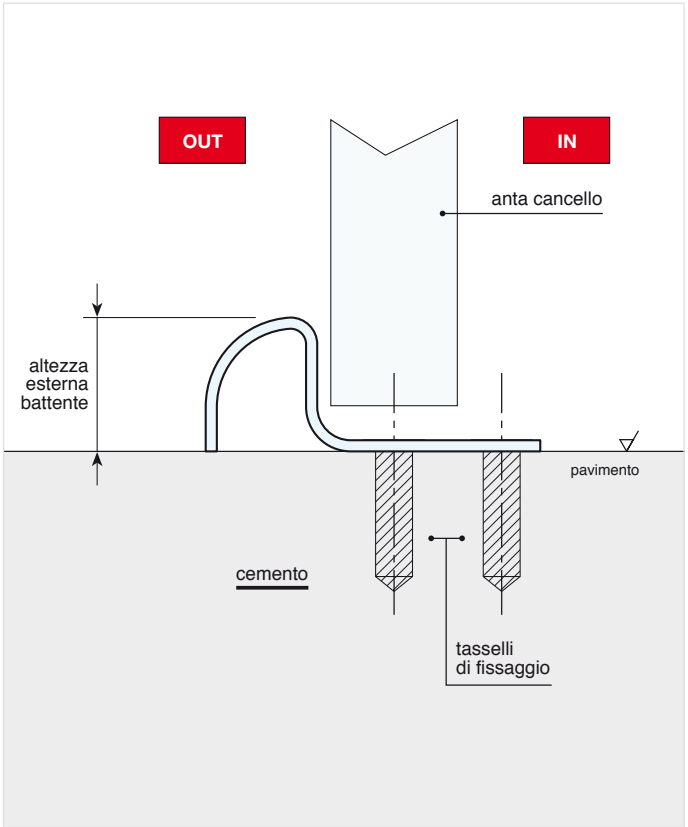

Art. 171

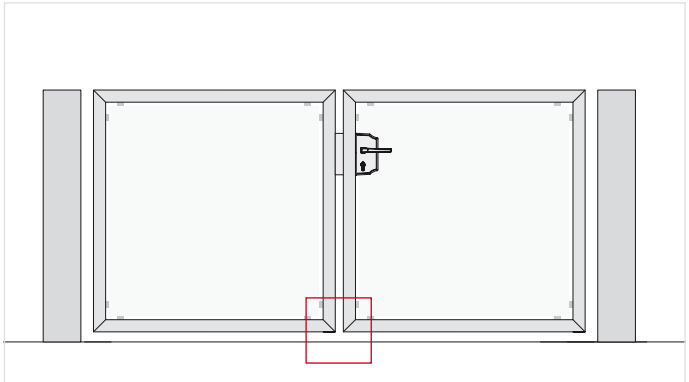

© Copyright Comunello

Comunello Professional®

Cardine cilindrico con bussola

Cylindrical hinge with bush
Gond cylindrique avec douille
Zylindrischer Torband mit Buchse



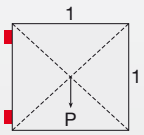

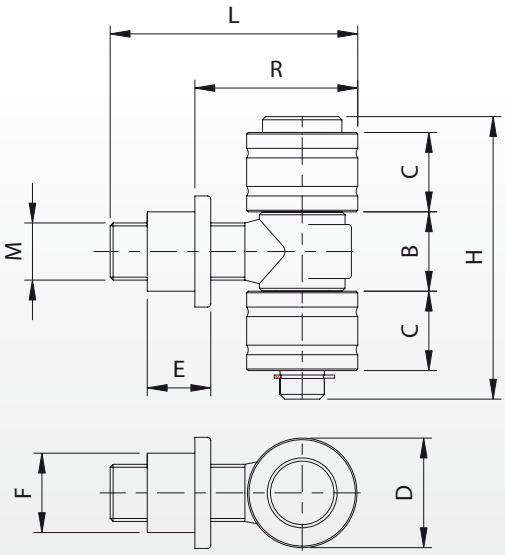

Peso uniformemente distribuito - Equally distributed weight

Articolo	Codice	B	C	D	E	F	H	L	R	M	Kg COPPIA		Kg
172-M18	10821005 001	25	25	Ø34,5	20	Ø25	89	78	43-62	M18	125	20	8,70
172-M20	10821010 001	25	25	Ø34,5	20	Ø25	89	78	43-62	M20	155	20	11,20
172-M24	10821015 001	34	30	Ø39,5	25	Ø29	105	94	46-72	M24	240	10	10,00

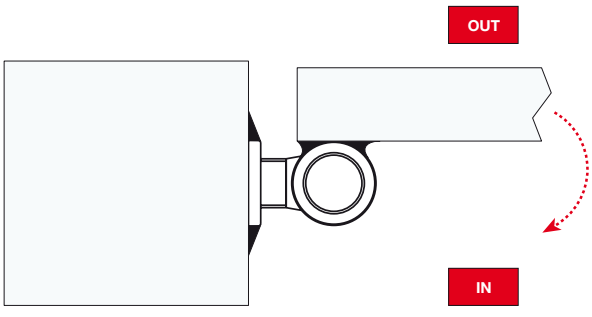

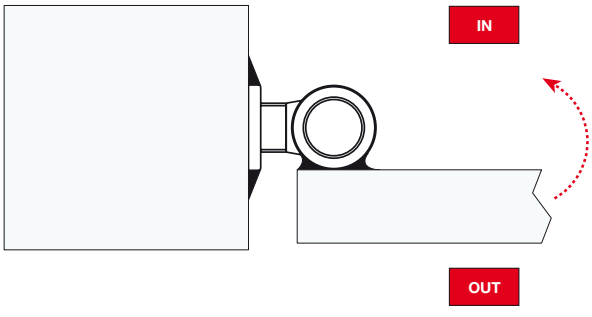

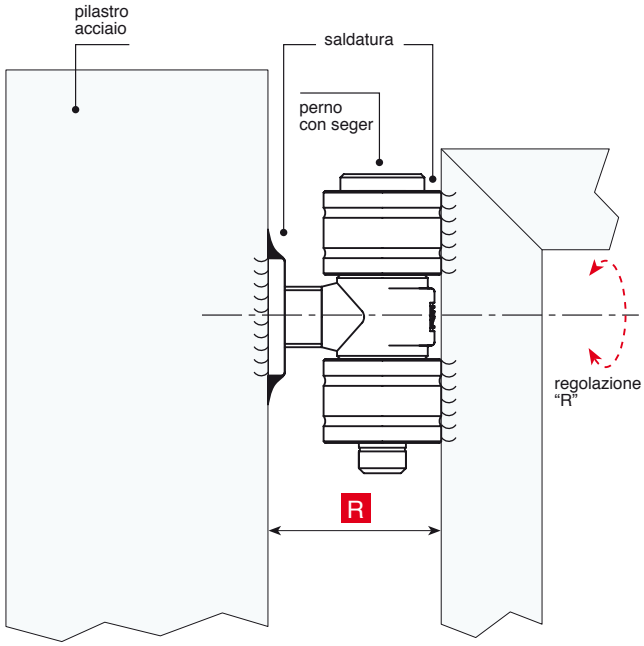

© Copyright Comunello

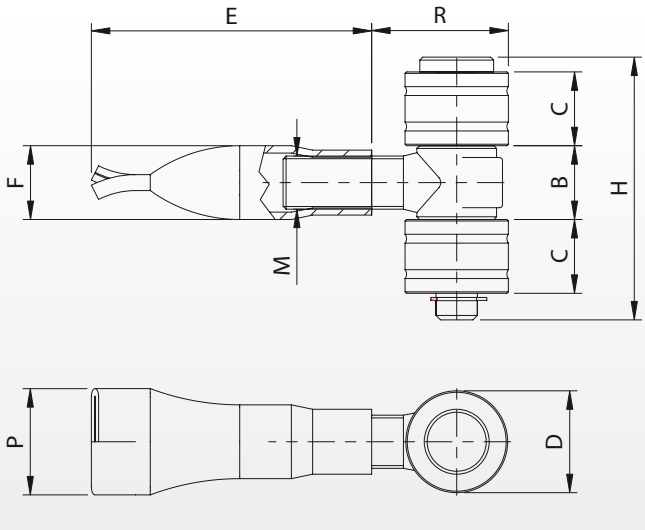

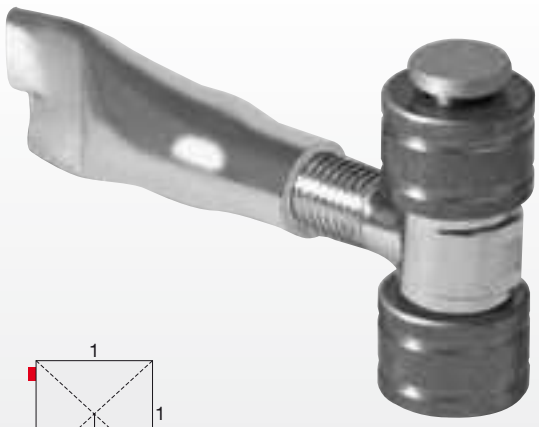

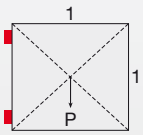

Peso uniformemente distribuito - Equally distributed weight

Articolo	Codice	B	C	D	E	F	H	P	R	M	Kg COPPIA		Kg
173-M18	10821505 001	25	25	Ø34,5	95	Ø25	89	38	37-60	M18	125	20	9,30
173-M20	10821510 001	25	25	Ø34,5	95	Ø27	89	38	37-60	M20	155	20	12,50
173-M24	10821515 001	34	30	Ø39,5	105	Ø30	105	44	42-69	M24	240	10	10,20

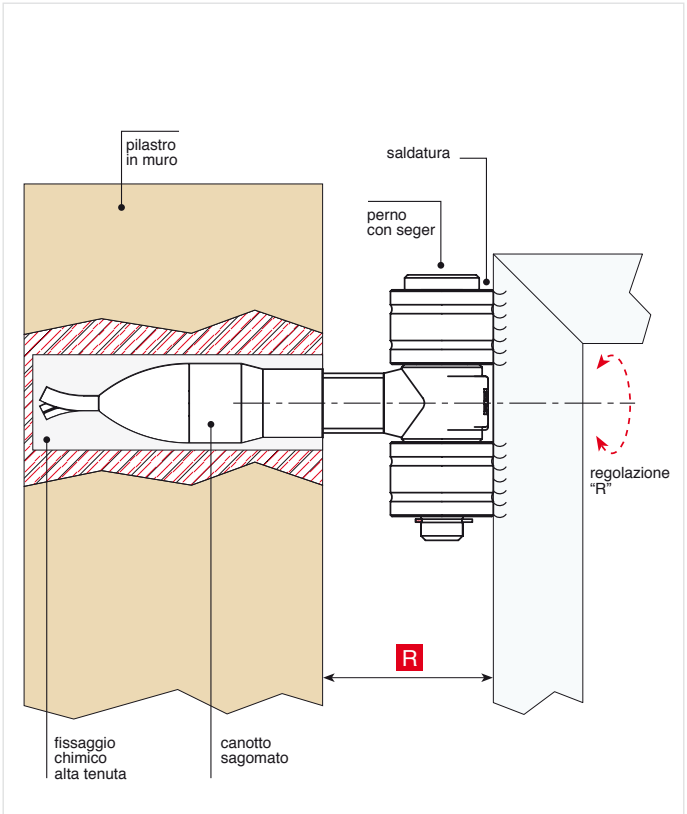

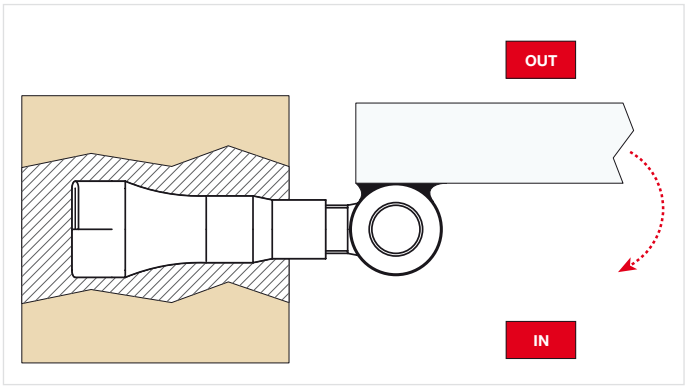

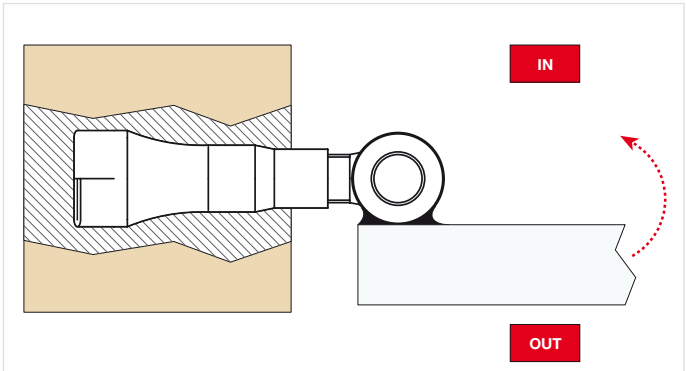

© Copyright Comunello

Cardine con cavallotto per apertura a 180°

Hinge with u bolt for 180° opening
Gond avec crampillon pour ouverture à 180°
Torband mit U-Bügel für 180° Öffnung

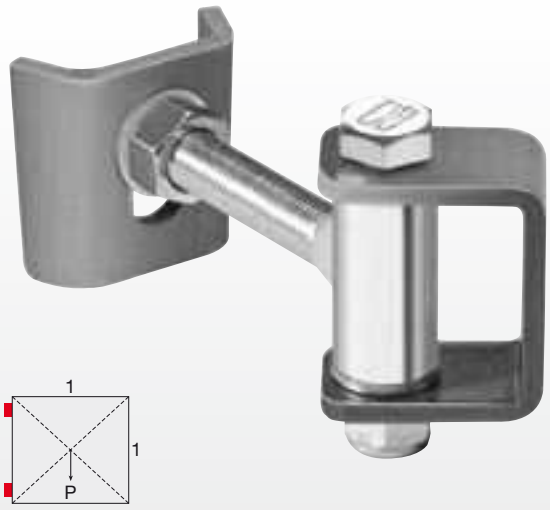

Peso uniformemente distribuito - Equally distributed weight

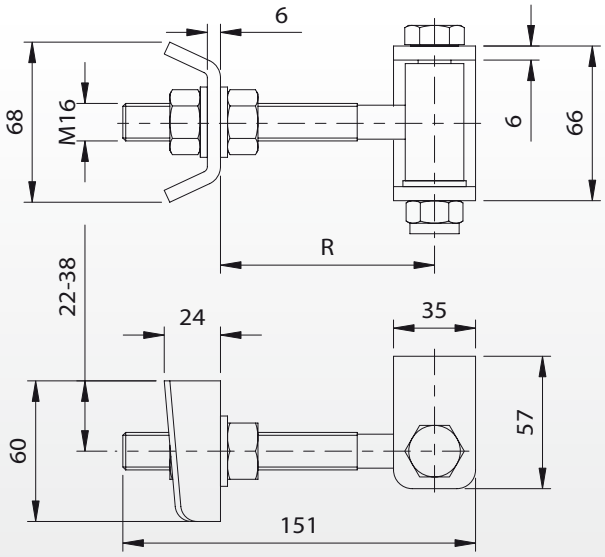

Articolo	Codice	R		Kg COPPIA		Kg
174-M16	10820005 001	50-110	24	75	10	9,80

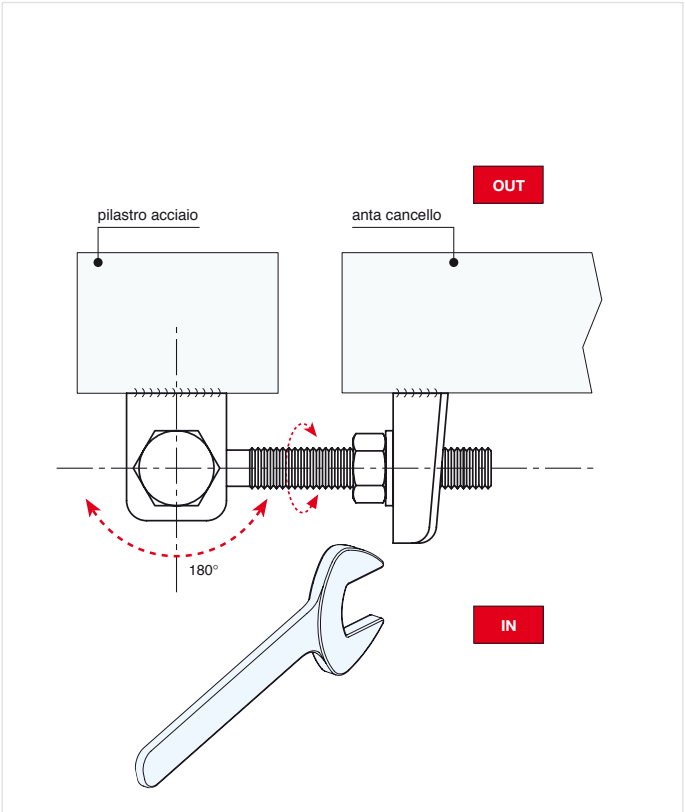

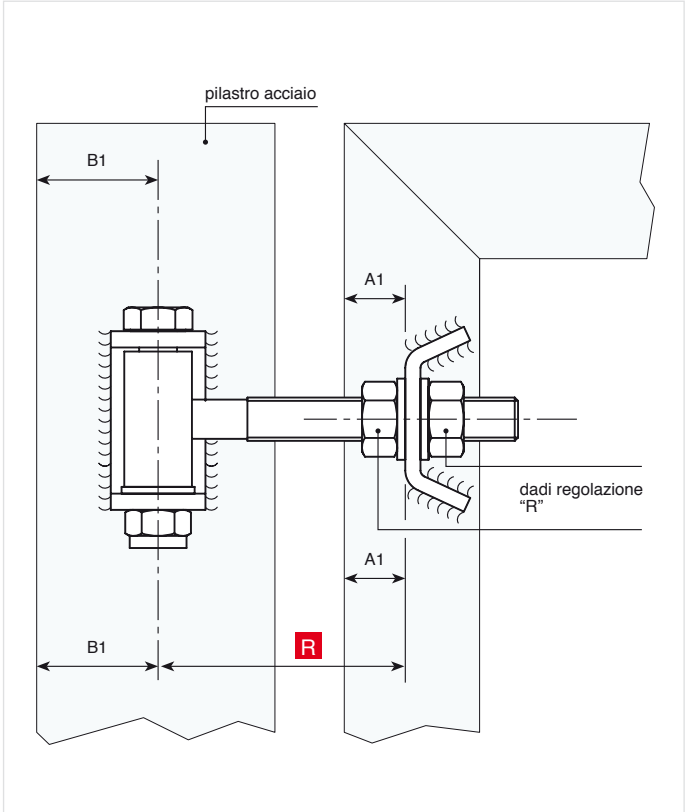

© Copyright Comunello

Cardine doppio corpo con cavallotto per apertura a 180°

Hinge with double body and u bolt for 180° opening
Gond avec double corps et crampillon pour ouverture à 180°
Torband mit doppelkörper und U-Bügel für 180° Öffnung

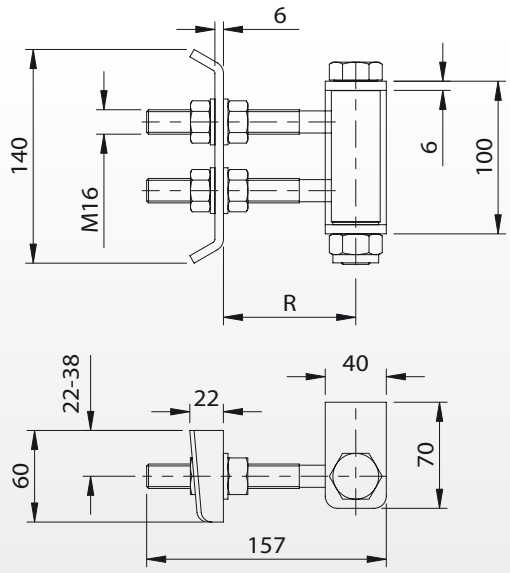



Peso uniformemente distribuito - Equally distributed weight

Articolo	Codice	R		Kg COPPIA		Kg
176-M16	10820505 001	55-115	24	150	10	20,00

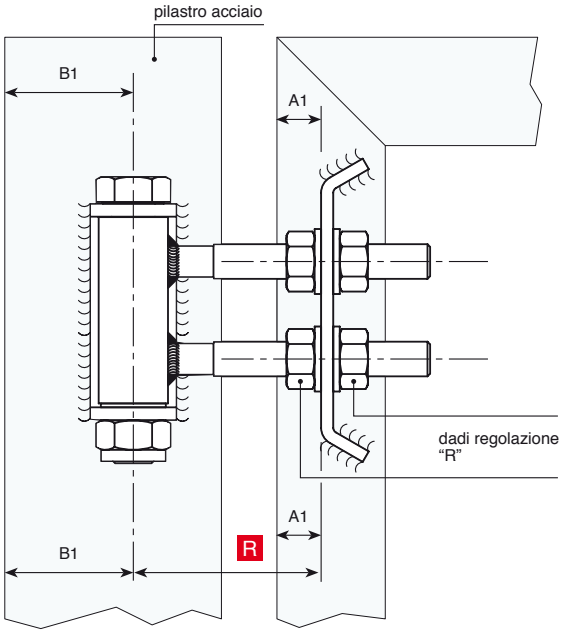

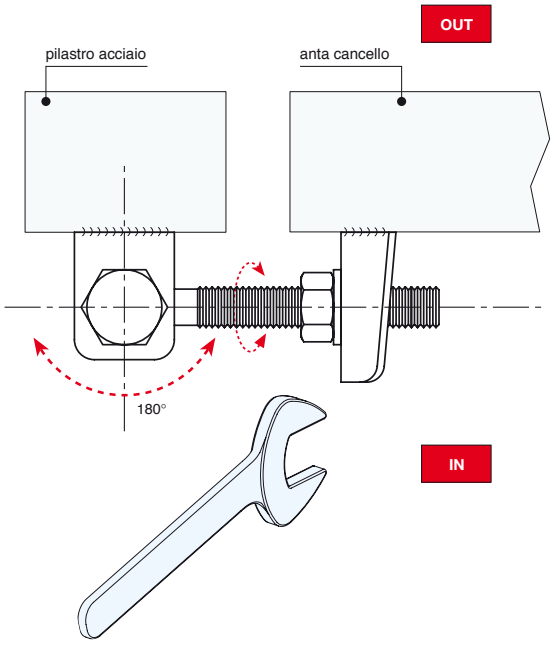

© Copyright Comunello

Comunello Professional®

Cardine con ali per apertura a 180°

Hinge with wings for 180° opening
Gond avec ailes pour ouverture à 180°
Torband mit Laschen für 180° Öffnung



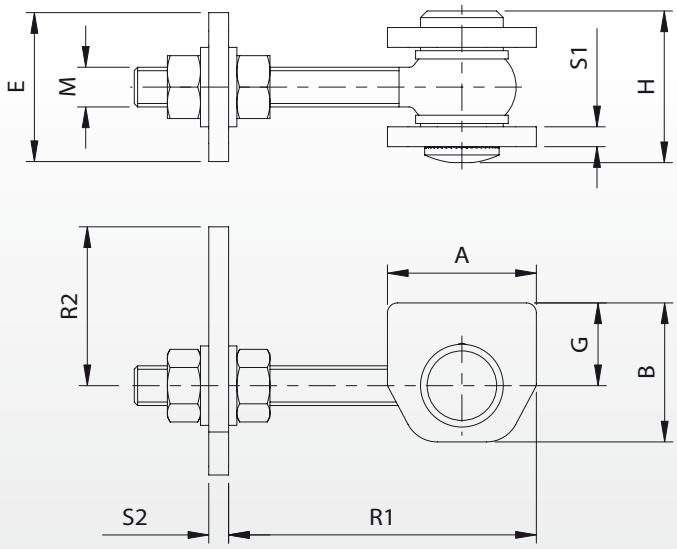

Peso uniformemente distribuito - Equally distributed weight

Articolo	Codice	A	B	E	G	H	M	R1	R2	S1	S2				
178-M12	10819505 001	45	42	45	25	46	M12	35-80	45-60	6	6	22	50	10	5,00
178-M16	10819510 001	45	42	60	25	46	M16	40-100	50-70	6	8	27	75	10	8,60
178-M20	10819515 001	55	58	60	35	60	M20	45-100	90-110	8	8	32	125	10	14,10
178-M24	10819520 001	55	58	70	35	60	M24	55-110	85-105	8	12	41	200	10	22,20

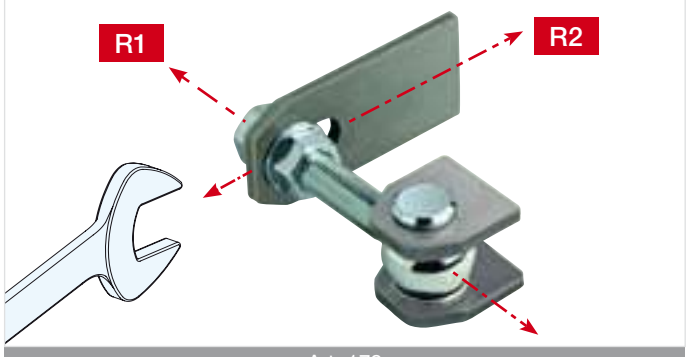

Art. 178

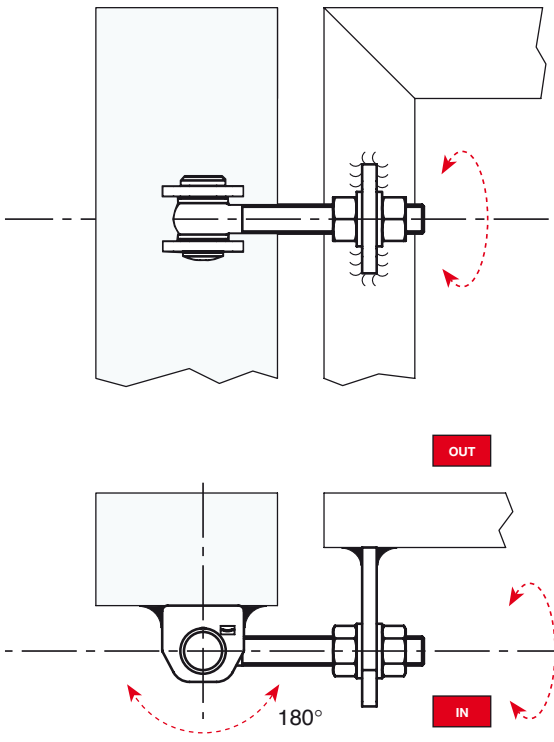

© Copyright Comunello

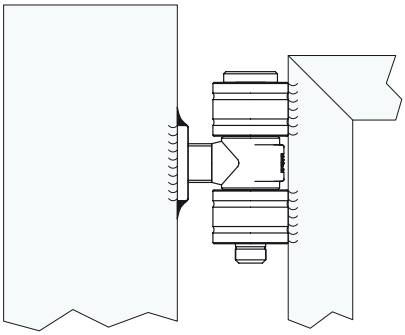

172

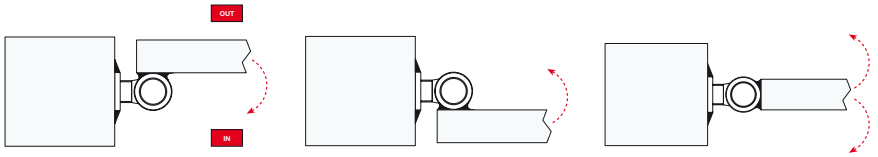

A B C

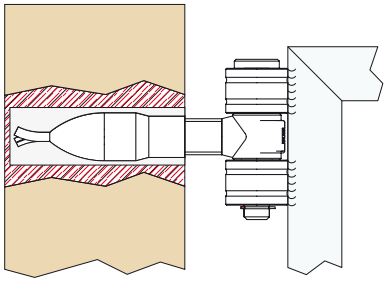

173

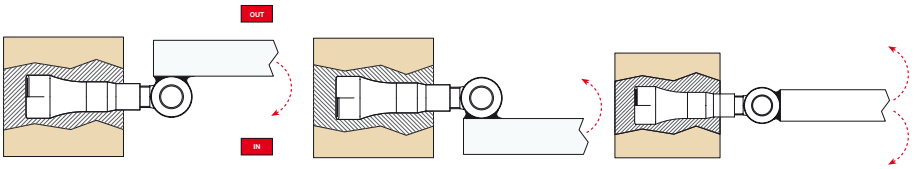

A B C

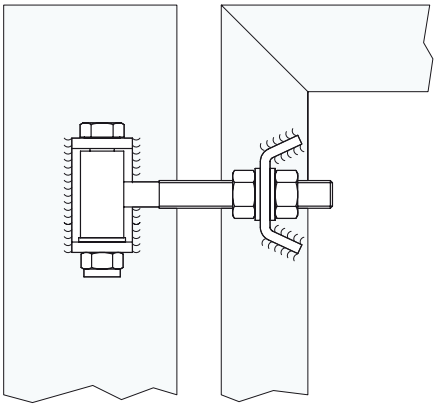

174

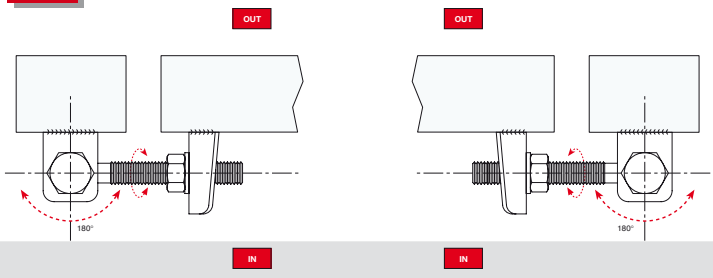

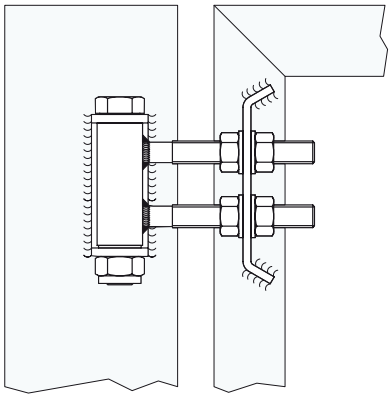

176

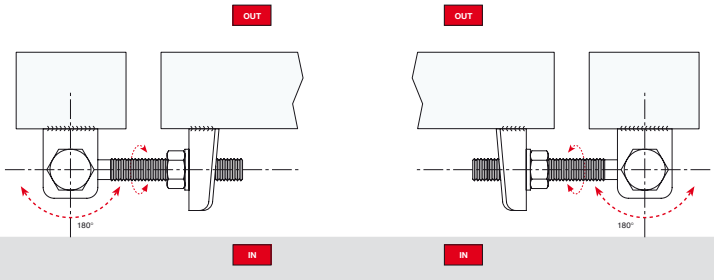

© Copyright Comunello

Valori & qualità

Perno forato grezzo a saldare per montante cancello quadrato.

Rough drilled pin to be welded for square gate standard

Pivot troué brut pour montant portail carré

Roher Lochbolzen zum Einschweißen für Quadrattorpfosten

Perno maggiorato forato grezzo a saldare per montante cancello quadrato.

Strengthened rough drilled pin to be welded for square gate standard

Pivot renforcé perforé brut à souder pour montant portail carré

Roher vergrößerter Lochbolzen zum Einschweißen für Quadrattorpfosten

Perno forato grezzo a saldare per montante cancello tondo.

Rough drilled pin to be welded for round gate standard

Pivot perforé brut à souder pour montant portail rond

Roher Lochbolzen zum Einschweißen für Rundtorpfosten

© Copyright Comunello



1 - L'ingrassatore permette il passaggio del grasso direttamente sul perno – come mostra la figura –

1 - The lubricator allows the passage of the grease directly on the pin – as shown in figure –

1 - Le graisseur permet le passage du gras directement sur le pivot – comme indiqué par la figure –

1 - Die Schmierbüchse gestattet den Durchlauf vom Fett unmittelbar auf dem Bolzen – laut Abbildung –



2 - Il forgiato del cardine a fascetta presenta una parte tonda la quale garantisce il perfetto movimento del perno

3 - Nella fascetta che avvolge il perno è stata ricavata una vaschetta di contenimento per il grasso atta a garantire una costante lubrificazione del cardine nel tempo

2 - The forged element of the clamp hinge has a round part assuring the perfect movement of the pin
3 - In the clamp surrounding the pin there is a grease tank aiming at allowing a constant lubrication of the hinge over the time

2 - Le forgé du gond à platine présente une partie ronde qui garantit le parfait mouvement du pivot
3 - Dans la platine qui enveloppe le pivot on a obtenu un petit bac pour contenir le gras, spécifique pour garantir une constante lubrification du gond dans le temps

2 - Das Schmiedestück vom Torhalseisenband weist ein rundes Teil auf, das die perfekte Bewegung vom Bolzen sichert
3 - Im Halseisen, das den Bolzen umhüllt, wurde eine Fettschale eingebaut, welche dazu dient, die ständige Schmierung vom Torband im Laufe der Zeit zu sichern



4 - Il forgiato ha la caratteristica di essere ottenuto per stampaggio a freddo, quindi la forma finale del cardine non subisce lavorazioni meccaniche di tornitura. Questa caratteristica è molto importante in quanto, da come illustrato nella foto, le fibre non vengono spezzate (come avviene per un cardine tornito) garantendo quindi la resistenza meccanica del prodotto

5 - Il perno forato garantisce il flusso dello zinco durante il bagno di zincatura del cancello finito. Nel caso in cui il perno non presenti il foro passante, si corre il rischio che lo zinco rimanga bloccato all'interno del montante del cancello

4 - The forged element was obtained by cold stamping and therefore the final form is not subject to mechanical turning processing. This characteristic is very important since, as shown in figure, fibers do not get broken (as instead happens for a turned hinge) thus assuring the mechanical strength of the product
5 - The drilled pin assures the flow of zinc during the zinc-plating bath of the finished gate. If the pin has not a through hole, the zinc may remain blocked within the gate standard

4 - Le forgé a la caractéristique d'être obtenu par estampage à froid, donc la forme finale du gond ne subit pas d'usinages mécaniques de tournage. Cette caractéristique est très appréciée car, comme illustré par la photo, les fibres ne sont pas écrasées (comme se fait pour un gond tourné) garantissant donc la résistance mécanique du produit
5 - Le pivot perforé garantit le flux du zinc pendant le bain de galvanisation du portail fini. Si le pivot ne présente pas le trou passant, on court le risque que le zinc reste bloqué à l'intérieur du montant du portail

4 - Das Schmiedestück wurde durch Kaltschmieden erzeugt und demzufolge erfordert die Endform vom Torband keine mechanische Drehbearbeitung. Diese Eigenschaft ist besonders wichtig, da die Fasern laut Abbildung nicht gebrochen werden (wie im Falle eines Drehtorbandes) und das sichert also die mechanische Festigkeit vom Produkt
5 - Der Lochbolzen gestattet den Durchfluss vom Zink während des Verzinkungsbades vom gefertigten Tor. Sollte der Bolzen kein Durchgangsloch aufweisen, könnte das Zink innerhalb des Pfostens vom Tor gesperrt bleiben.

© Copyright Comunello

Cardine a fascetta con ingrassatore e bussola

Clamp-hinge with greaser and bush
Gond à bride avec graisseur et douille
Halseisenband mit Schmierbüchse und Buchse

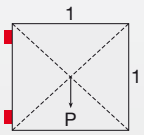

Peso uniformemente distribuito - Equally distributed weight

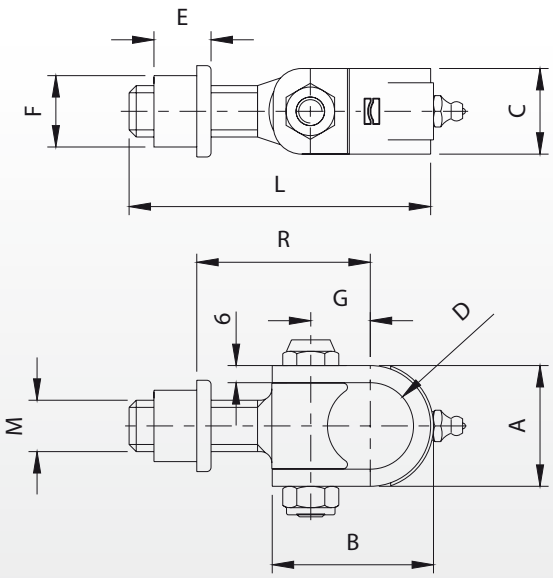

Articolo	Codice	A	B	C	D	E	F	G	L	M	R	Kg COPPIA		Kg
180-M18	10814005 001	42	56	30	Ø30	20	Ø25	21	106	M18	45-70	100	20	9,60
180-M22	10814010 001	47	60	35	Ø35	20	Ø27	23	122	M22	45-75	160	10	6,80
180-M27	10814015 001	52	67	40	Ø40	26	Ø33	28	141	M27	55-95	260	10	10,60



Art. 180

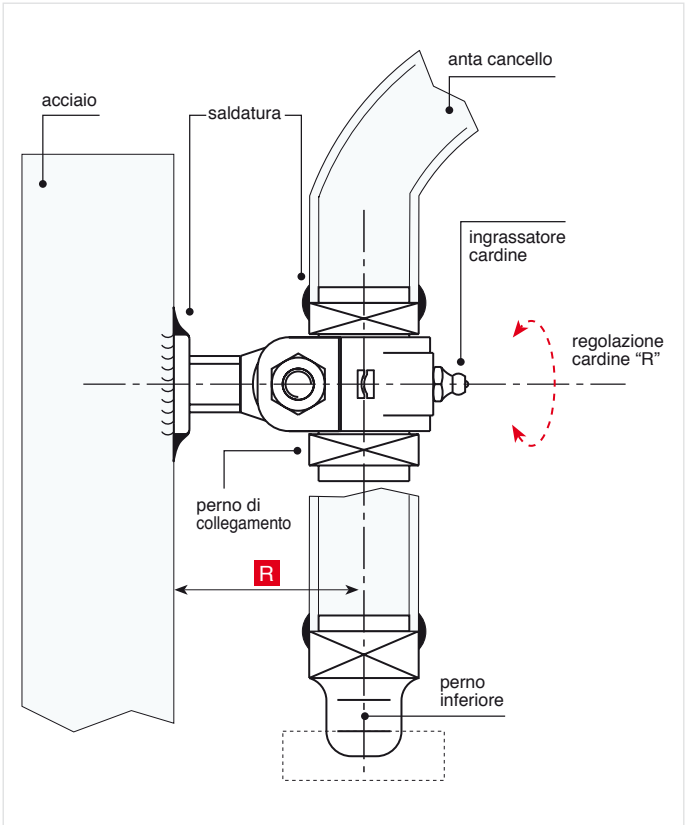

© Copyright Comunello

Abbinamenti cardine con perni

190

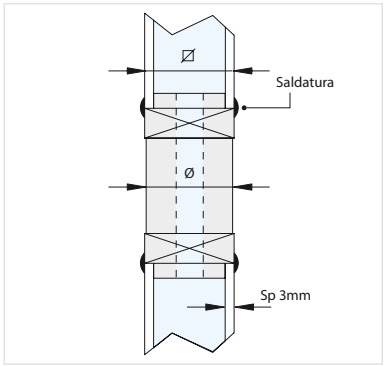

180 M18

Art. 190 Ø30 - ⌀30

180 M22

Art. 190 Ø35 - ⌀35

180 M27

Art. 190 Ø40 - ⌀40

192

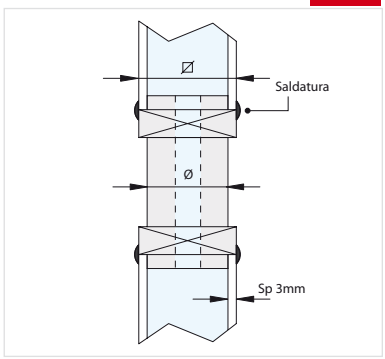

Art. 192 Ø30 - ⌀35

Art. 192 Ø35 - ⌀40

Art. 192 Ø40 - ⌀50

196

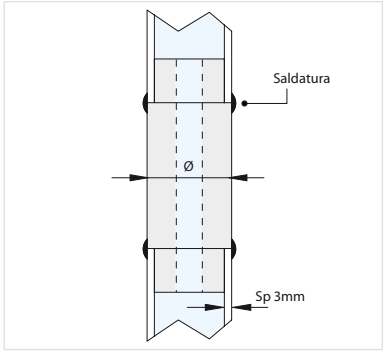

Art. 196 - Ø30

Art. 196 - Ø35

Art. 196 - Ø40

194 **198**

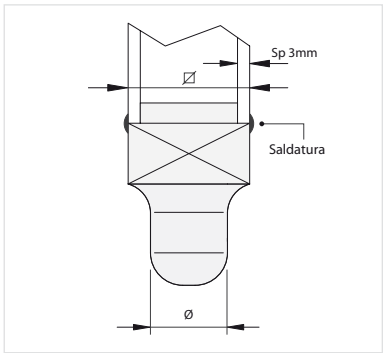

Art. 194 30x30
Art. 194 35x35
Art. 194 40x40
Art. 194 50x50

Art. 198 Ø30
Art. 198 Ø35
Art. 198 Ø40

© Copyright Comunello

Cardine a fascetta con ingrassatore e dado regolabile

Adjustable clamphinge with bush to be welded
Gond réglable avec douille à souder
Verstellbares Halseisenband mit Anschweißbuchse

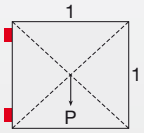

Peso uniformemente distribuito - Equally distributed weight

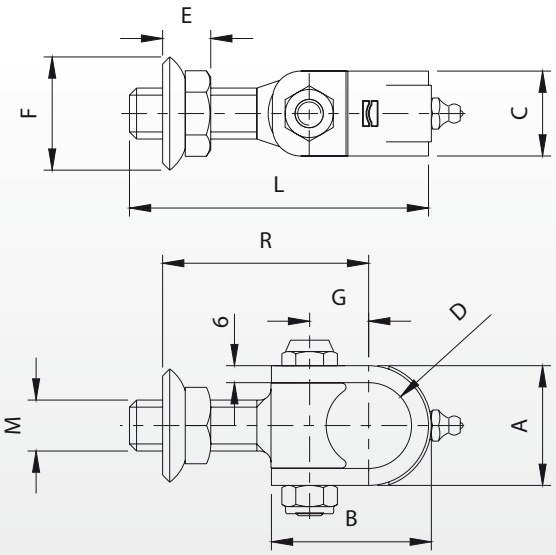

Articolo	Codice	A	B	C	D	E	F	G	L	M	R		Kg COPPIA		Kg
182-M18	10814505 001	42	56	30	Ø30	17	Ø40	21	106	M18	55-85	27	100	20	9,70
182-M22	10814510 001	47	60	35	Ø35	20	Ø49	23	122	M22	64-100	30	160	10	7,10
182-M27	10814515 001	52	67	40	Ø40	25	Ø62	28	141	M27	75-115	40	260	10	11,70



Art. 182

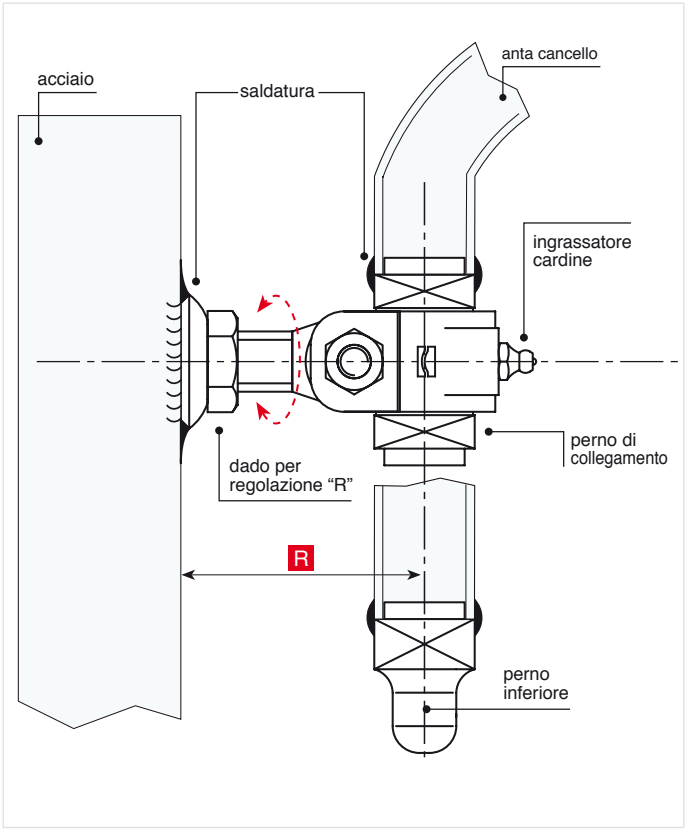

© Copyright Comunello

Abbinamenti cardine con perni

190

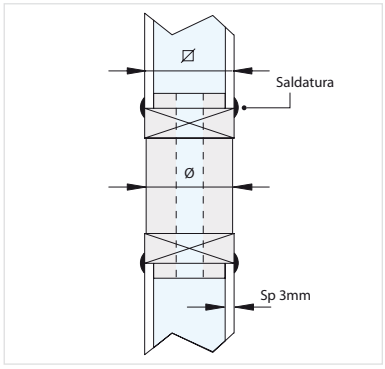

182 **M18**

Art. 190 Ø30 - ⌀30

182 **M22**

Art. 190 Ø35 - ⌀35

182 **M27**

Art. 190 Ø40 - ⌀40

192

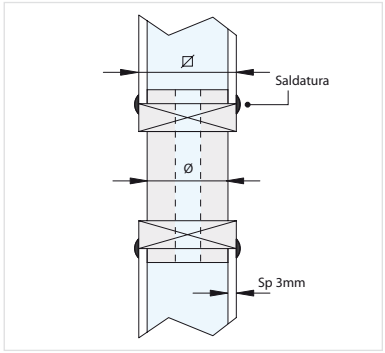

Art. 192 Ø30 - ⌀35

Art. 192 Ø35 - ⌀40

Art. 192 Ø40 - ⌀50

196

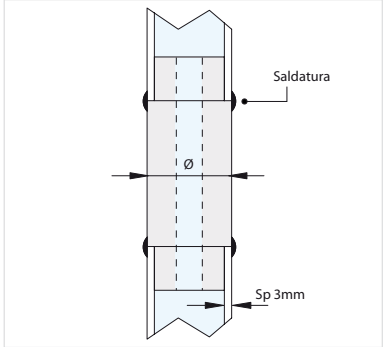

Art. 196 - Ø30

Art. 196 - Ø35

Art. 196 - Ø40

194 **198**

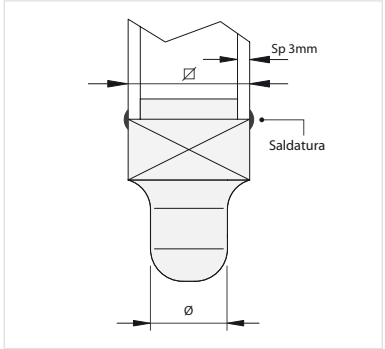

Art. 194 30x30
Art. 194 35x35
Art. 194 40x40
Art. 194 50x50

Art. 198 Ø30
Art. 198 Ø35
Art. 198 Ø40

© Copyright Comunello

Cardine a fascetta a cementare con ingrassatore

Clamp-hinge with greaser to be cemented
Gond à collier avec graisseur à sceller
Halseisenband mit Schmierbüchse zum Ausbetonieren



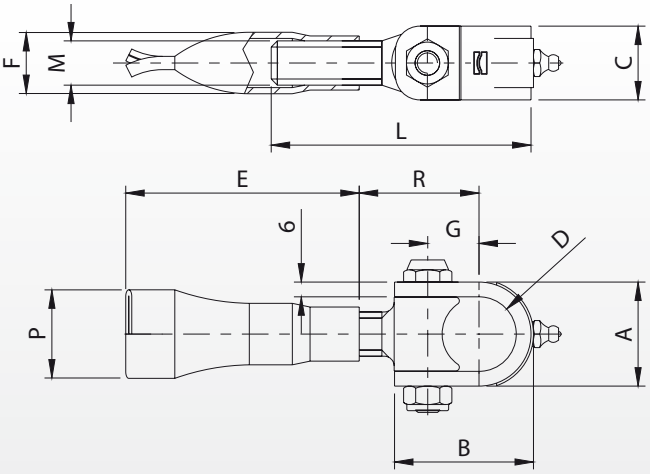

Peso uniformemente distribuito - Equally distributed weight

Articolo	Codice	A	B	C	D	E	F	G	L	M	P	R	Kg COPPIA		Kg
184-M18	10815005 001	42	56	30	Ø30	95	Ø25	21	106	M18	38	40-70	100	20	10,30
184-M22	10815010 001	47	60	35	Ø35	100	Ø27	23	122	M22	38	45-80	160	10	7,30
184-M27	10815015 001	52	67	40	Ø40	110	Ø30	28	141	M27	44	55-95	260	10	10,50



Art. 184

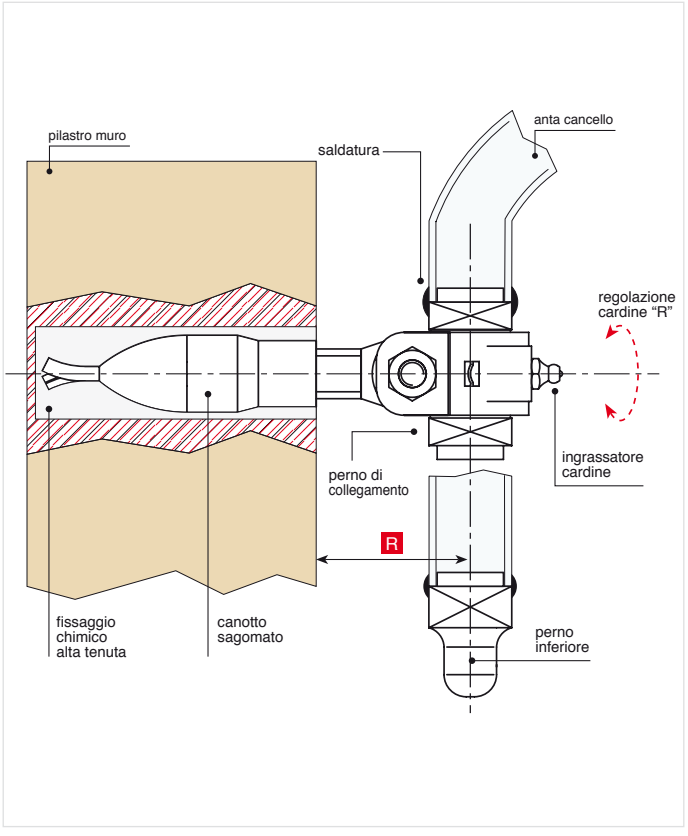

© Copyright Comunello

Abbinamenti cardine con perni

190

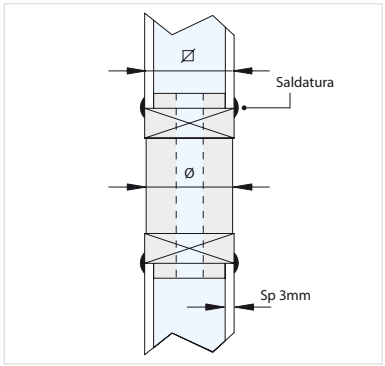

184 **M18**

Art. 190 Ø30 - ⌀30

184 **M22**

Art. 190 Ø35 - ⌀35

184 **M27**

Art. 190 Ø40 - ⌀40

192

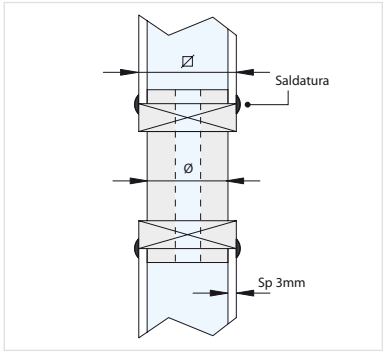

Art. 192 Ø30 - ⌀35

Art. 192 Ø35 - ⌀40

Art. 192 Ø40 - ⌀50

196

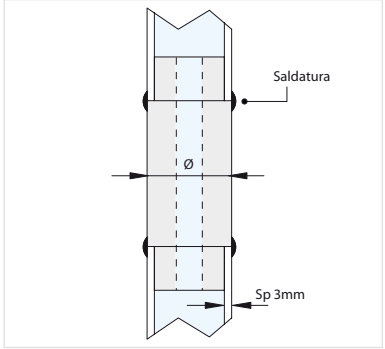

Art. 196 - Ø30

Art. 196 - Ø35

Art. 196 - Ø40

194 **198**

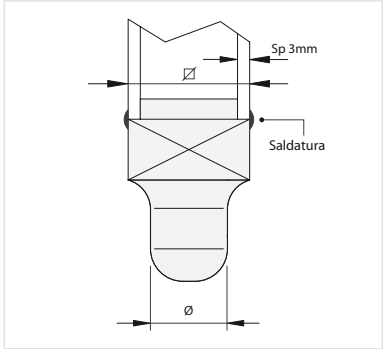

Art. 194 30x30
Art. 194 35x35
Art. 194 40x40
Art. 194 50x50

Art. 198 Ø30
Art. 198 Ø35
Art. 198 Ø40

© Copyright Comunello

Corpo cardine a fascetta con ingrassatore per barre filettate

Clamp-hinge body with greaser for threaded bars
Corps gond à collier avec graisseur pour barres filetées
Halseisenbandkörper mit Schmierbüchse für Profile mit Gewinde



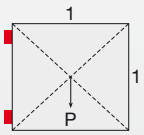

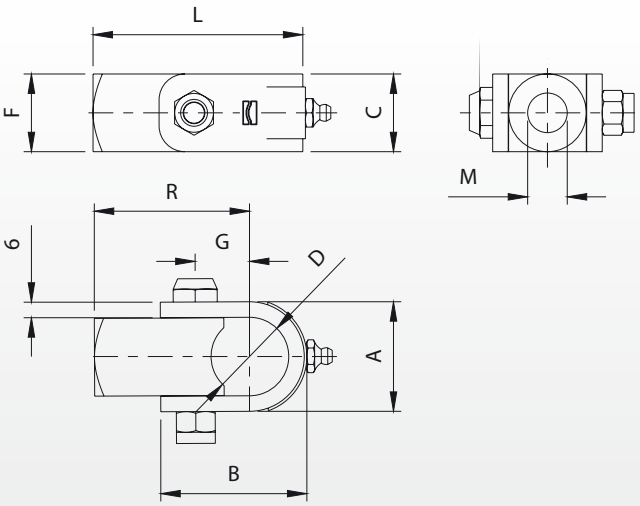

Peso uniformemente distribuito - Equally distributed weight

Articolo	Codice	A	B	C	D	F	G	L	M	Kg COPPIA		Kg
185-M18	10817505 001	42	56	30	Ø30	30	21	81	M18	100	8	4,10
185-M22	10817510 001	47	60	35	Ø35	35	23	85	M22	160	6	4,20
185-M27	10817515 001	52	67	40	Ø40	40	28	95	M27	260	6	5,30

Art. 185

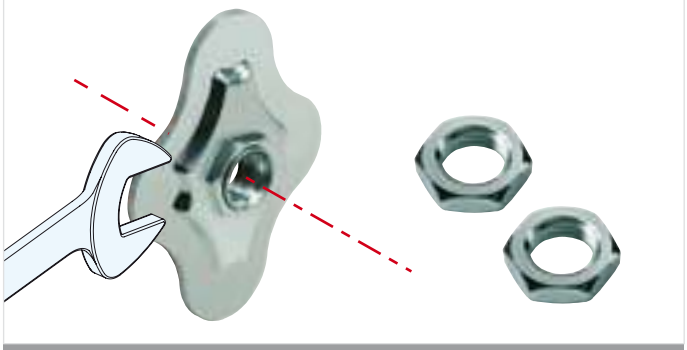

Art. 154SF piastra regolabile con dadi art. 189

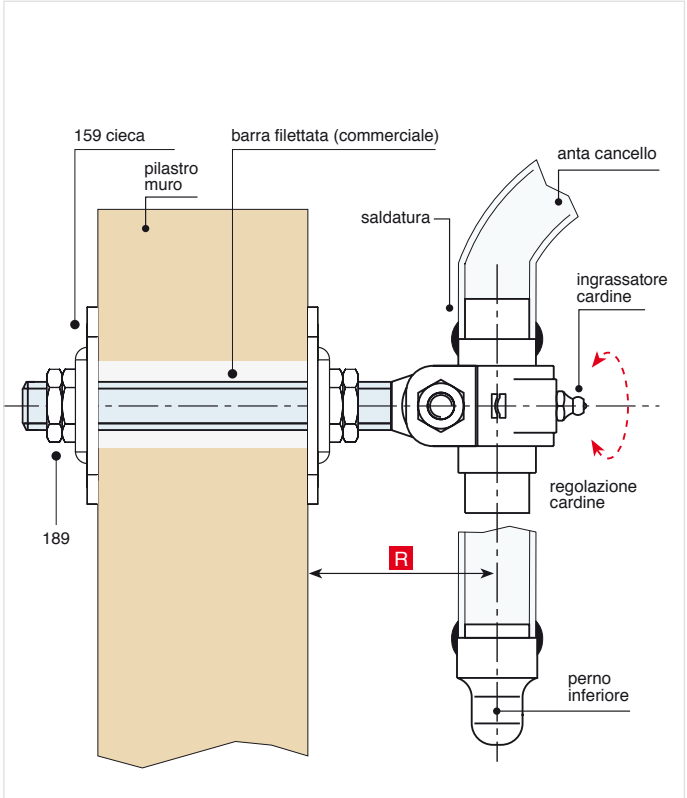

© Copyright Comunello

Abbinamenti cardine con perni

190

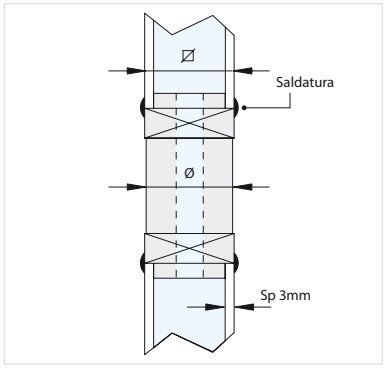

185 **M18**

Art. 190 Ø30 - ⌀30

185 **M22**

Art. 190 Ø35 - ⌀35

185 **M27**

Art. 190 Ø40 - ⌀40

192

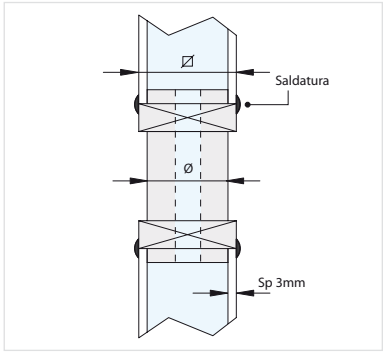

Art. 192 Ø30 - ⌀35

Art. 192 Ø35 - ⌀40

Art. 192 Ø40 - ⌀50

196

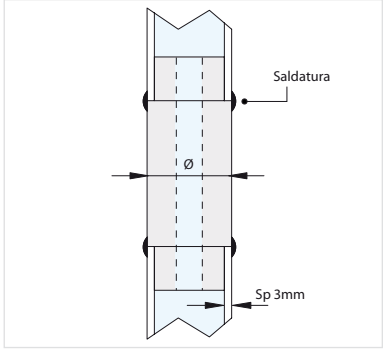

Art. 196 - Ø30

Art. 196 - Ø35

Art. 196 - Ø40

194 **198**

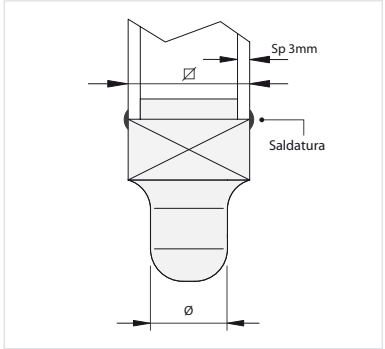

Art. 194 30x30
Art. 194 35x35
Art. 194 40x40
Art. 194 50x50

Art. 198 Ø30
Art. 198 Ø35
Art. 198 Ø40

© Copyright Comunello

Cardine a fascetta con ingrassatore e piastra con dado regolabile

Clamp-hinge with greaser and plate with adjustable nut
Gond à collier avec graisseur et platine avec écrou réglable
Halseisenband mit Schmierbüchse und Platte mit verstellbarer Mutter

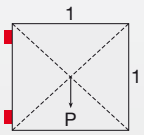

Peso uniformemente distribuito - Equally distributed weight

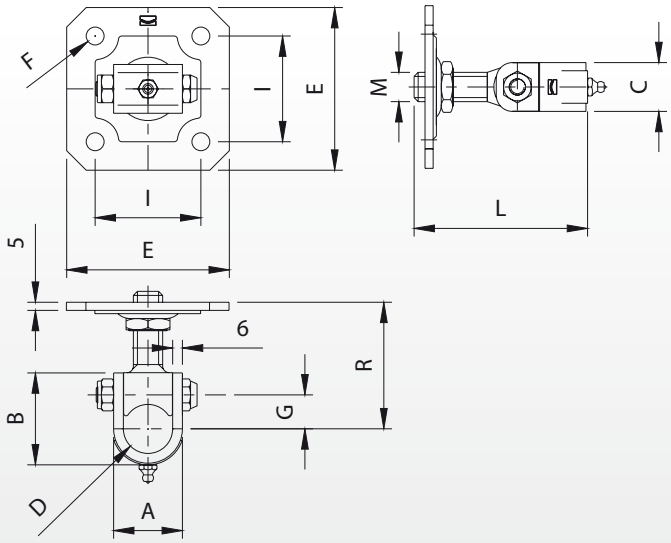

Articolo	Codice	A	B	C	D	E	F	G	I	L	M	R		Kg COPPIA		Kg
186-M18	10815505 001	42	56	30	Ø30	100	Ø11	21	65	106	M18	55-85	32	100	20	16,60
186-M22	10815510 001	47	60	35	Ø35	100	Ø11	23	65	122	M22	64-100	36	160	10	10,30
186-M27	10815515 001	52	67	40	Ø40	130	Ø13	28	90	141	M27	75-115	41	260	10	16,70

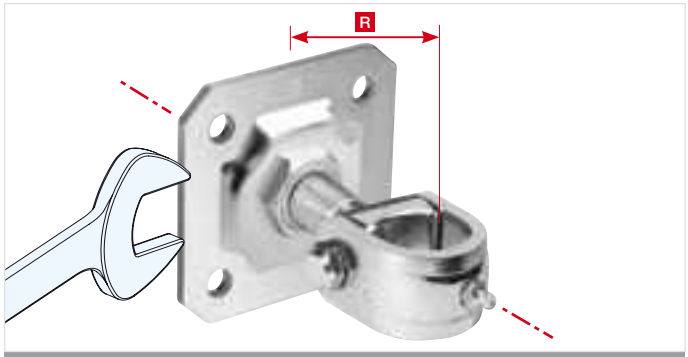

Art. 186

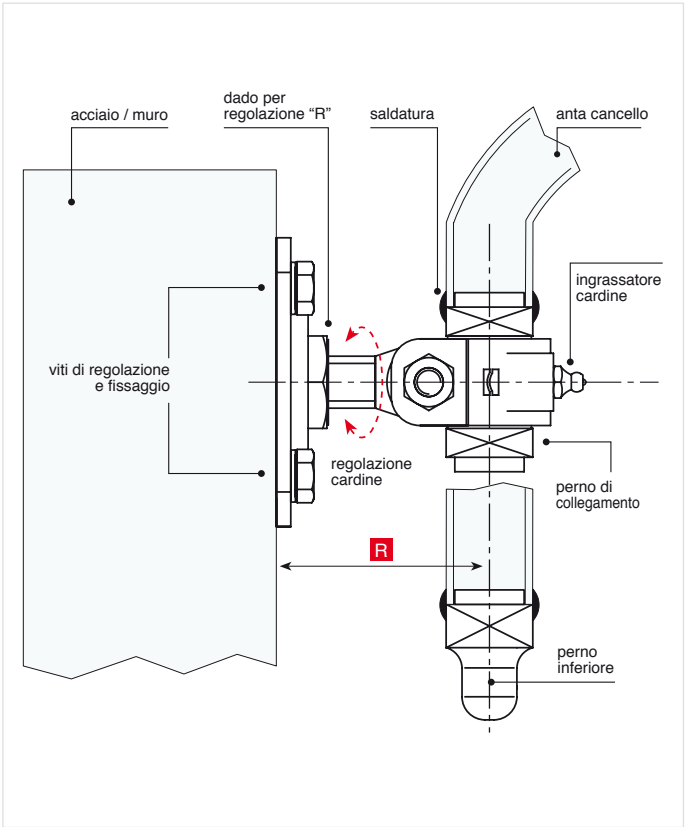

Brevettato

154 Rustica regolabile

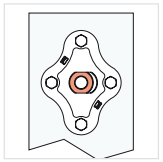
154 Rustica regolabile 2 assi

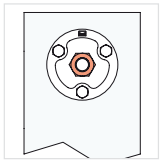
156 Tonda regolabile

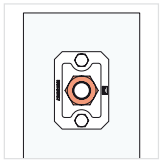
157 Quadrata regolabile

© Copyright Comunello

Abbinamenti cardine con perni

190

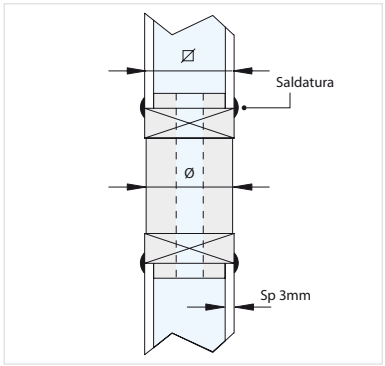

186 **M18**

Art. 190 Ø30 - ⌀30

186 **M22**

Art. 190 Ø35 - ⌀35

186 **M27**

Art. 190 Ø40 - ⌀40

192

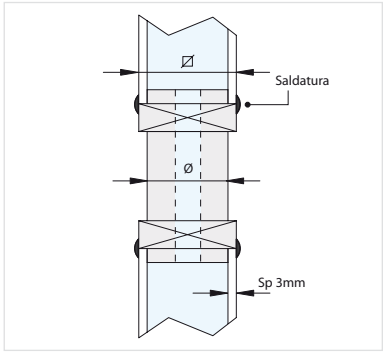

Art. 192 Ø30 - ⌀35

Art. 192 Ø35 - ⌀40

Art. 192 Ø40 - ⌀50

196

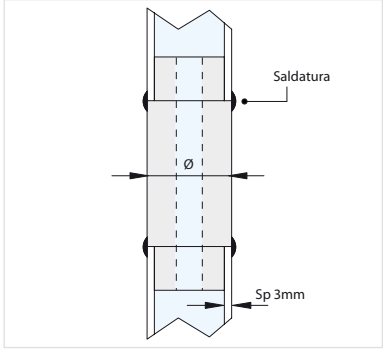

Art. 196 - Ø30

Art. 196 - Ø35

Art. 196 - Ø40

194 **198**

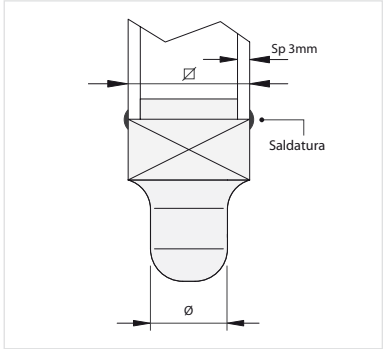

Art. 194 30x30
Art. 194 35x35
Art. 194 40x40
Art. 194 50x50

Art. 198 Ø30
Art. 198 Ø35
Art. 198 Ø40

© Copyright Comunello

Cardine a fascetta con ingrassatore e piastra con bussola

Clamp-hinge with greaser and plate with bush
Gond à collier avec graisseur et platine avec douille
Halseisenband mit Schmierbüchse und Platte mit Buchse

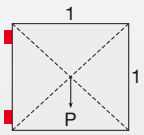

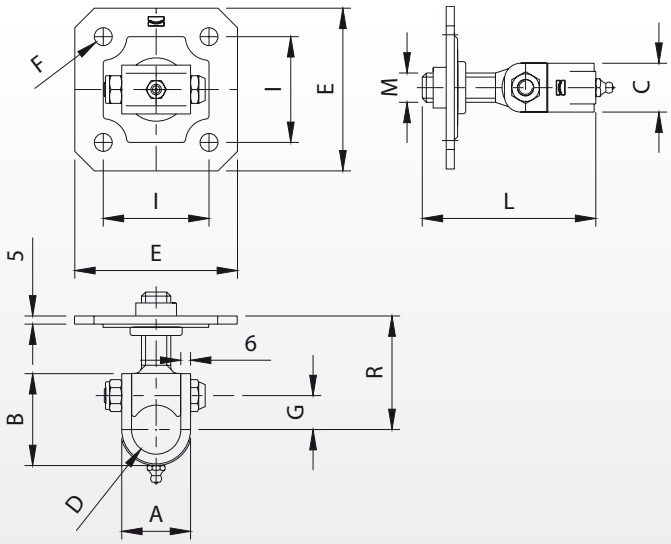

Peso uniformemente distribuito - Equally distributed weight

Articolo	Codice	A	B	C	D	E	F	G	I	L	M	R	Kg COPPIA		Kg
188-M18	10816005 001	42	56	30	Ø30	100	Ø11	21	65	106	M18	55-85	100	20	16,60
188-M22	10816010 001	47	60	35	Ø35	100	Ø11	23	65	122	M22	64-100	160	10	10,30
188-M27	10816015 001	52	67	40	Ø40	130	Ø13	28	90	141	M27	75-115	260	10	16,70



Art. 188

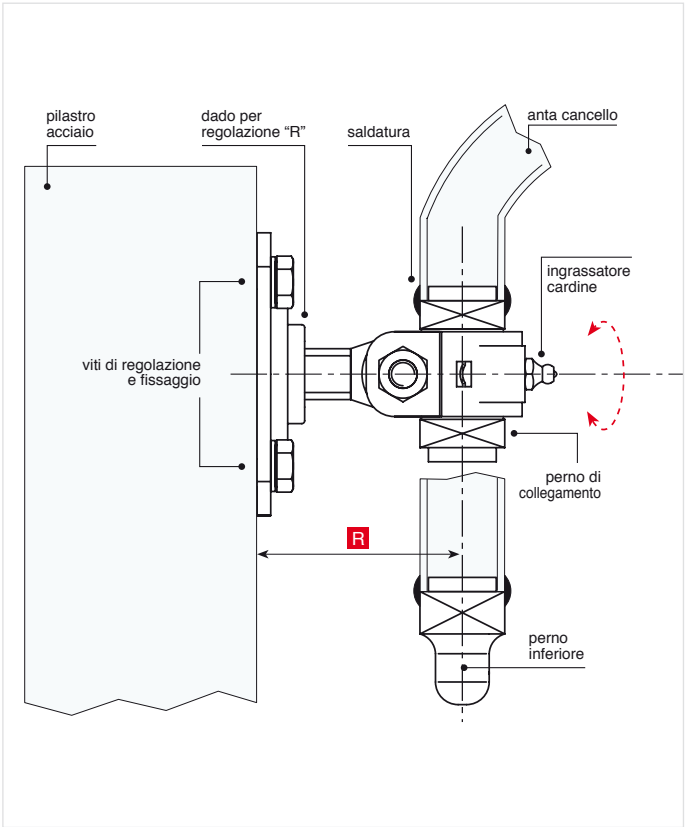

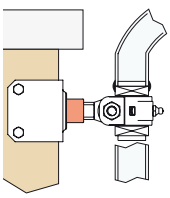
158 Disassata a sbalzo

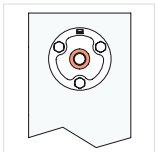
156 Tonda a sbalzo

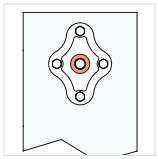
154 Rustica a sbalzo

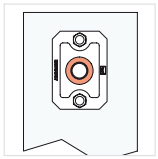
157 Rettangolare a sbalzo

© Copyright Comunello

Abbinamenti cardine con perni

190

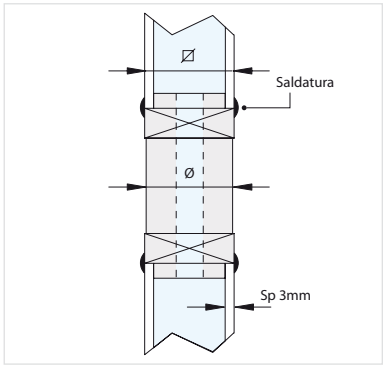

188 **M18**

Art. 190 Ø30 - ⌀30

188 **M22**

Art. 190 Ø35 - ⌀35

188 **M27**

Art. 190 Ø40 - ⌀40

192

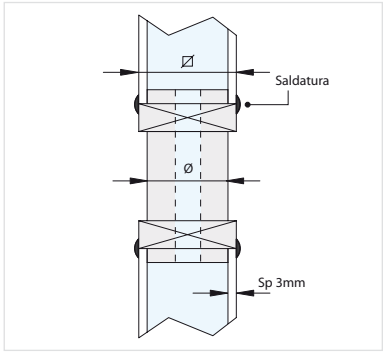

Art. 192 Ø30 - ⌀35

Art. 192 Ø35 - ⌀40

Art. 192 Ø40 - ⌀50

196

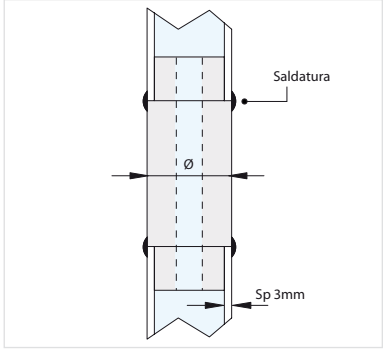

Art. 196 - Ø30

Art. 196 - Ø35

Art. 196 - Ø40

194 **198**

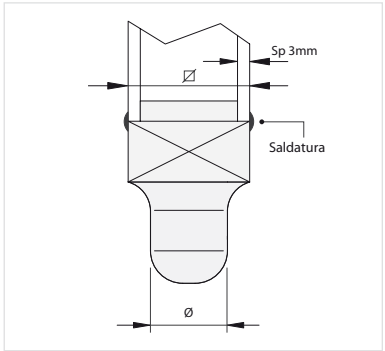

Art. 194 30x30
Art. 194 35x35
Art. 194 40x40
Art. 194 50x50

Art. 198 Ø30
Art. 198 Ø35
Art. 198 Ø40

© Copyright Comunello

Dado per cardini

Nut for hinges
Écrou pour gonds
Mutter fuer Torbaender



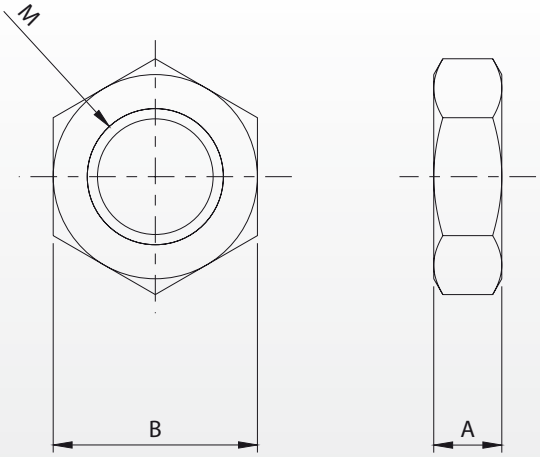

Articolo	Codice	A	B	M			Kg
189-M18	10822018 001	9	27	M18	27	50	1,40
189-M20	10822020 001	10	30	M20	30	50	1,70
189-M22	10822022 001	10	32	M22	32	50	1,90
189-M24	10822024 001	10	36	M24	36	50	2,50
189-M27	10822027 001	12	41	M27	41	50	4,50

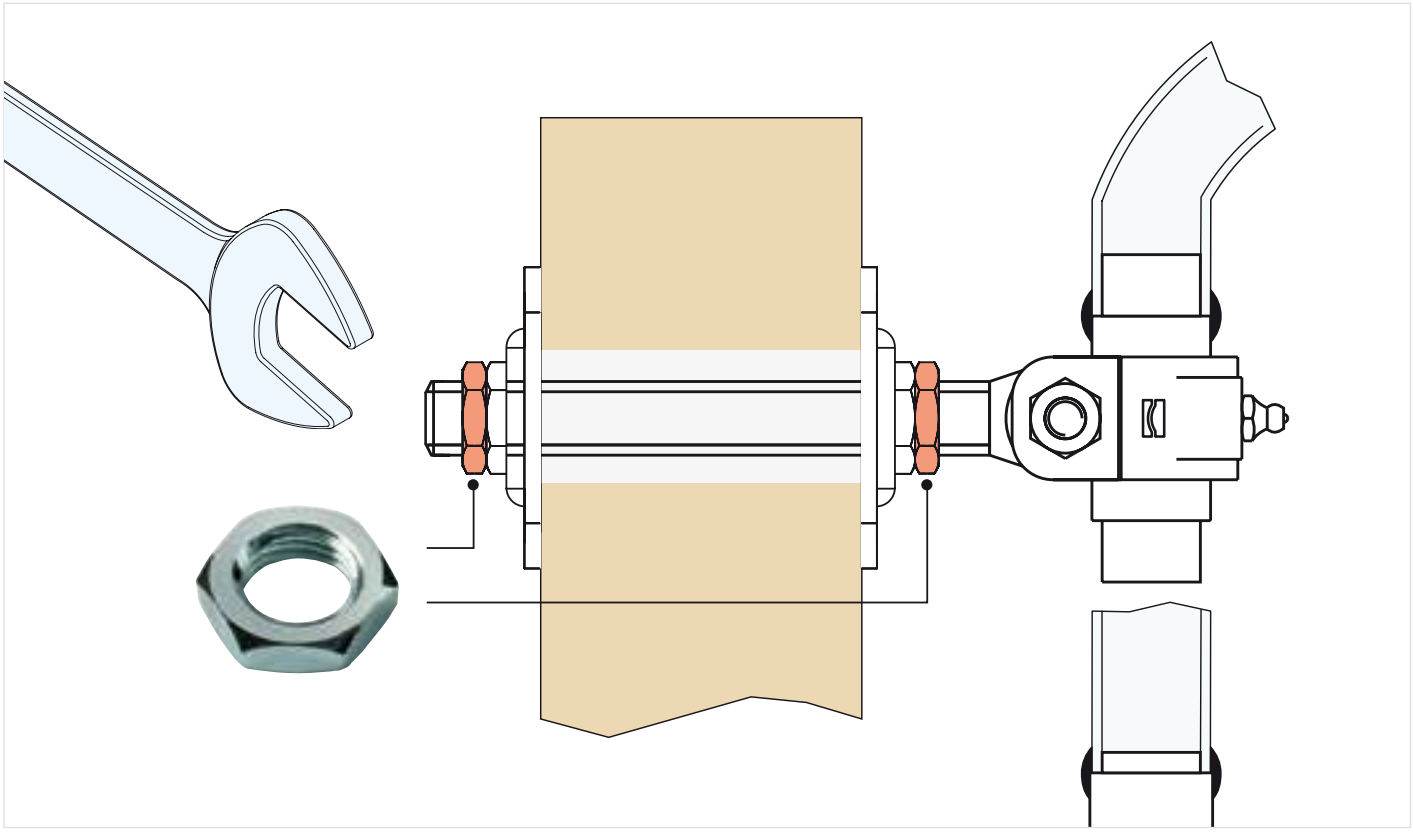

© Copyright Comunello

Perni per cardini a fascetta

Pivots for clamp-hinges
Pivots pour gonds à collier
Anschweißstück für Halseisenbänder

© Copyright Comunello

Perno forato a base quadrata per cardini a fascetta

Holed pivot with square base for clamp-hinges
Pivot percé avec base carrée pour gonds à collier
Anschweißstück mit Bohrungen und Quadrat-Fuß für Halseisenbänder

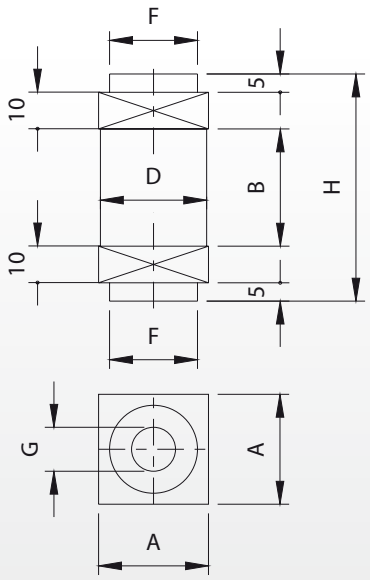

Articolo	Misura	Codice	A	B	D	F	G	H	TUBOLARE		Kg
190-30	30x30	10816505	30	32	Ø29	Ø24	Ø12	62	30x30x3	20	6,90
190-35	35x35	10816510	35	37	Ø34	Ø29	Ø14	67	35x35x3	10	5,30
190-40	40x40	10816515	40	42	Ø39	Ø34	Ø16	72	40x40x3	10	7,20



Art. 190-Ø35-35x35

Art. 190-Ø40-40x40

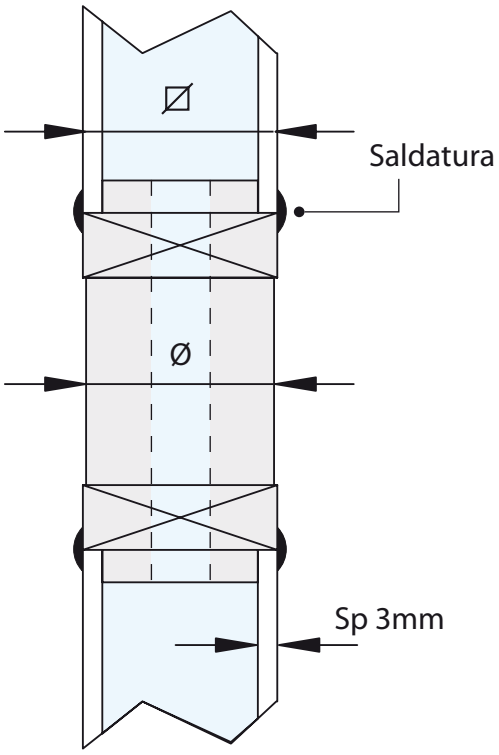

© Copyright Comunello

Perno maggiorato forato a base quadrata per cardini a fascetta

Oversize holed pivot with square base for clamp-hinges
Pivot plus grand percé avec base carrée pour gonds à collier
Grösser Anschweißstück mit Bohrungen und Quadrat-Fuß für Halseisenbänder

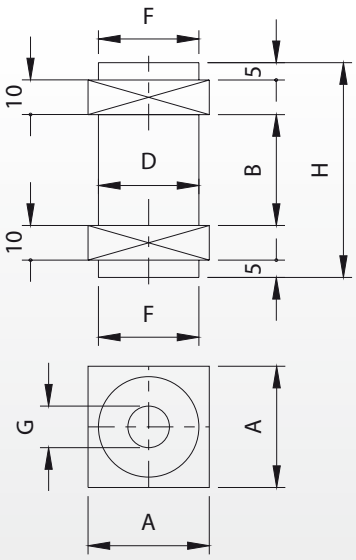

Articolo	Misura	Codice	A	B	D	F	G	H	TUBOLARE		Kg
192-30	35x35	10817005	35	32	Ø29	Ø29	Ø12	62	35x35x3	20	8,20
192-35	40x40	10817010	40	37	Ø34	Ø34	Ø16	67	40x40x3	10	5,90
192-40	50x50	10817015	50	42	Ø39	Ø44	Ø18	72	50x50x3	10	9,20

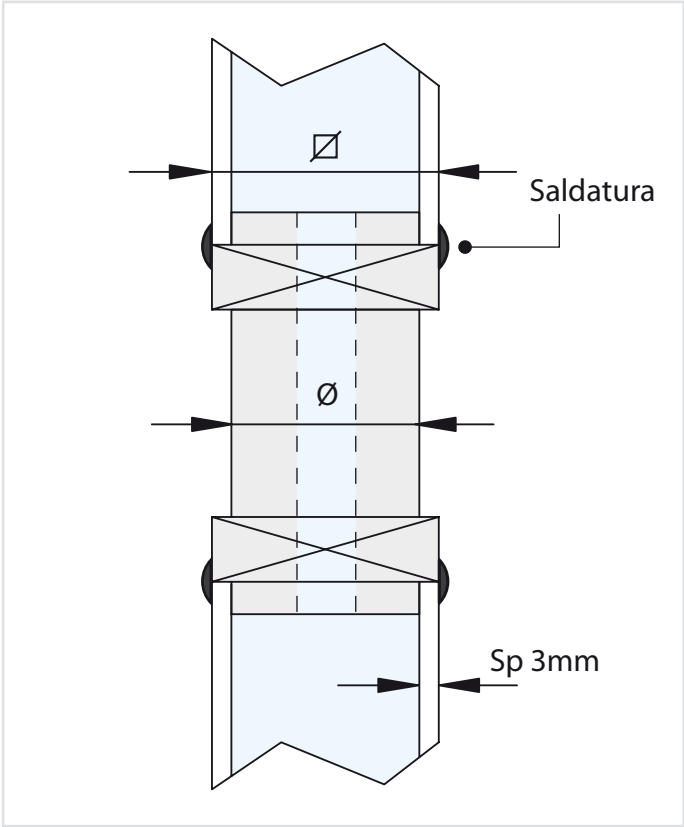



Art. 192-Ø35-40x40



Art. 192-Ø40-50x50

© Copyright Comunello

Perno forato a base tonda per cardini a fascetta

Holed pivot with round base for clamp-hinges
Pivot percé avec base ronde pour gonds à collier
Anschweißstück mit Bohrungen und Rund-Fuß für Halseisenbänder

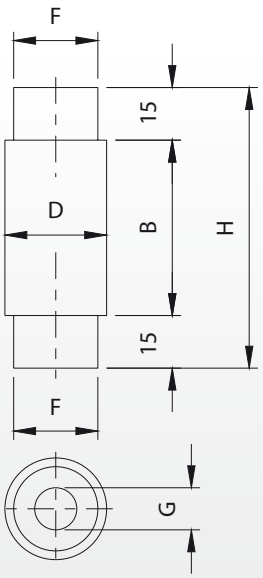

Articolo	Codice	B	D	F	G	H	TUBOLARE		Kg
196-30	10818505	50	Ø29	Ø24	Ø12	80	Ø30x3	20	7,30
196-35	10818510	55	Ø34	Ø29	Ø14	85	Ø35x3	10	5,50
196-40	10818515	60	Ø39	Ø34	Ø16	90	Ø40x3	10	7,70

Art. 196-Ø35

Art. 196-Ø40

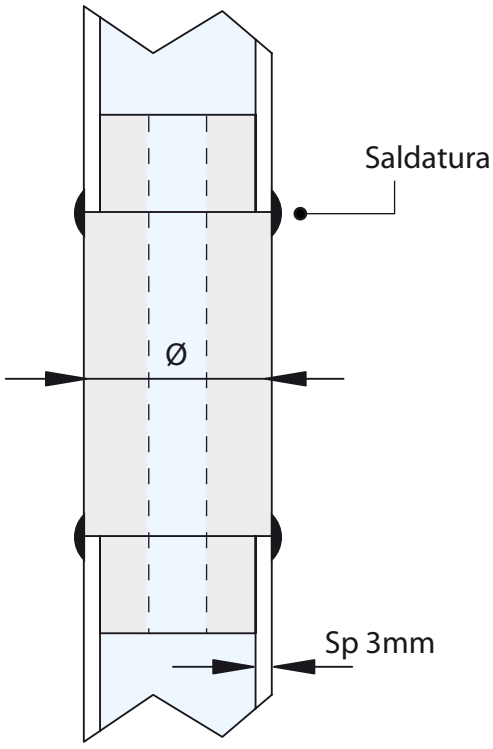

© Copyright Comunello

Perno inferiore a base quadrata

Bottom pivot with square base
Pivot inférieur avec base carrée
Lagerzapfen mit Quadrat-Fuß

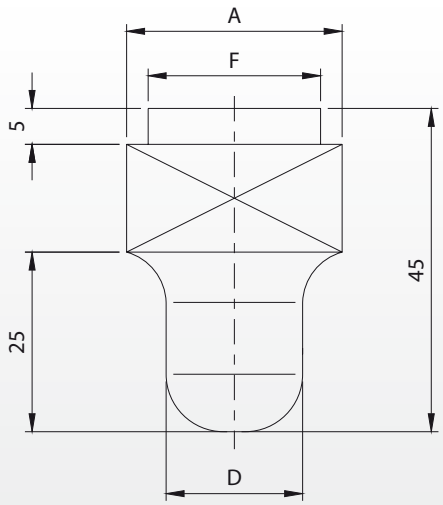

Articolo	Codice	A	D	F	TUBOLARE	Kg COPPIA		Kg
194-30x30	10818005	30	Ø19	Ø24	30x30x3	280	20	3,70
194-35x35	10818010	35	Ø24	Ø29	35x35x3	350	10	2,70
194-40x40	10818015	40	Ø24	Ø34	40x40x3	550	10	3,20
194-50x50	10818020	50	Ø24	Ø44	50x50x3	550	10	4,50

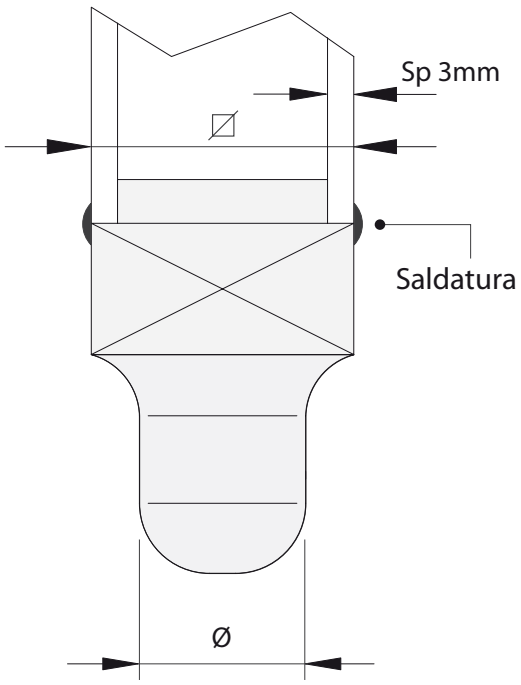

Art. 194-30x30

Art. 194-35x35

Art. 194-40x40

Art. 194-50x50

© Copyright Comunello

Comunello Professional®

194 PST

Piastra base inferiore a fissare con perno sferico

Bottom ground plate to be fixed with spherical pivot
Platine de base inférieure à fixer avec pivot sphérique
Bodenplatte zum Anschrauben mit kugelzapfen

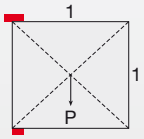

Peso uniformemente distribuito - Equally distributed weight

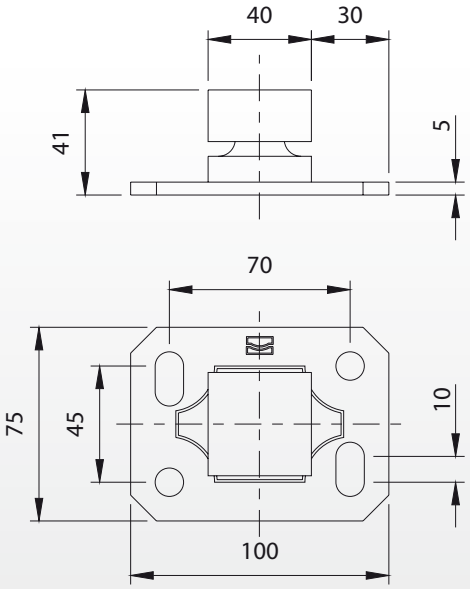

Articolo	Codice	R	Kg COPPIA		Kg
194PST-40x40	10818101 001	10	150	5	3,90



Art. 194PST-40x40

Art. 194PST-40x40 (smontata)

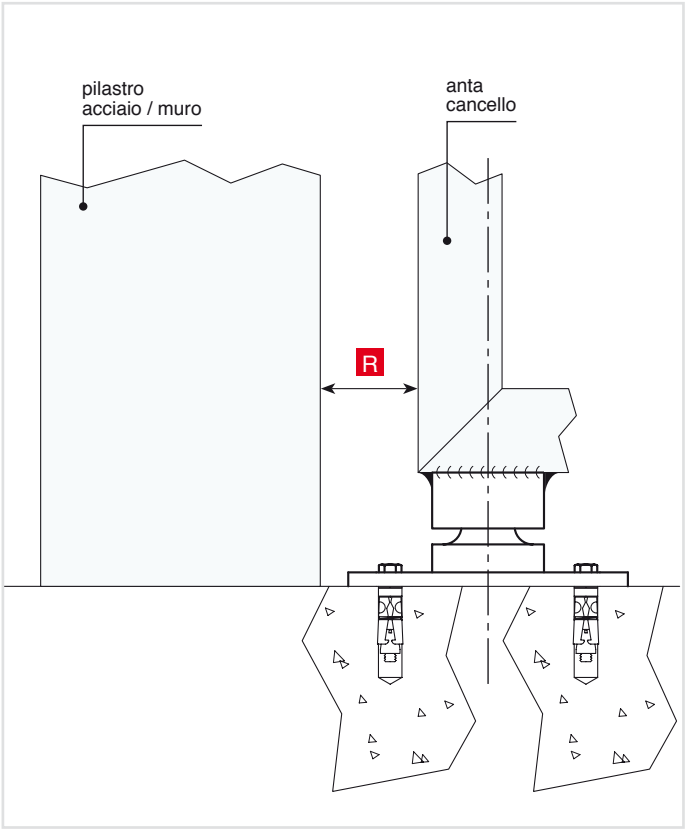

© Copyright Comunello

Perno inferiore a base tonda

Bottom pivot with round base
Pivot inférieur avec base ronde
Lagerzapfen mit Rund-Fuss

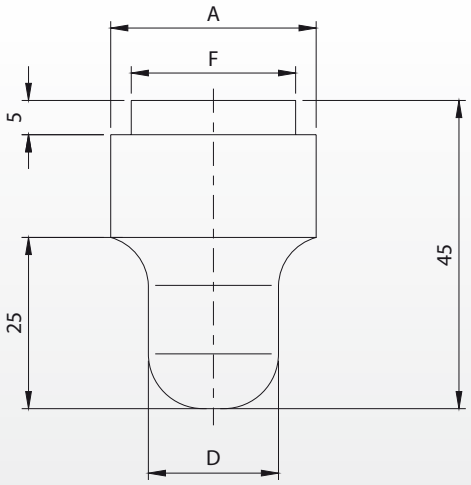

Articolo	Codice	A	D	F	TUBOLARE	Kg COPPIA		Kg
198-30	10819005	Ø30	Ø19	Ø24	Ø30x3	280	10	1,50
198-35	10819010	Ø35	Ø24	Ø29	Ø35x3	350	10	2,30
198-40	10819015	Ø40	Ø24	Ø34	Ø40x3	550	10	2,80

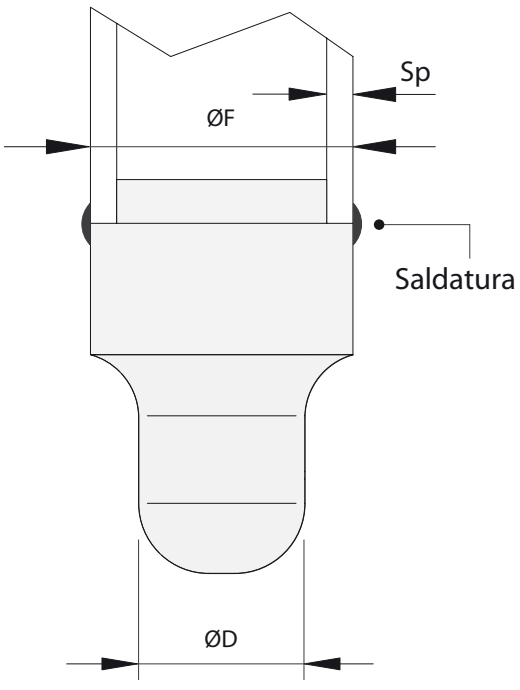

Art. 198-Ø35

Art. 198-Ø40

© Copyright Comunello

Comunello Professional®

Ruote, binari e piastre

Battenti per cancelli

Battente a fissare

Stop battens to be welded and screwed

Battants à souder et à fixer

Auflaufschuhe zum aufschrauben und verschweißen

Maniglie, serrature, incontri

Serratura a gancio e maniglie in alluminio

Hook-locks and aluminium handles

Serrures à crochet et béquille en aluminium

Hakenschloss und türdrücker aus Aluminium

Olive e piastre

Piastra regolabile guida cancelli

Adjustable drive-gate rollers and plates

Rouleaux et platines guide-portails réglables

Fuehrungsrolle und verstellbare Platte

© Copyright Comunello

Accessori per cancelli scorrevoli

Accessories for sliding gates
Accessoires pour portails coulissants
Zubehöre für Schiebetore

Cremagliere e attacchi

Cremagliere in acciaio e attacchi

Steel and nylon racks and supports

Crémaillères en acier ou en nylon avec attaches

Zahnstange aus Stahl und nylon und distanzstück



Binari a cementare e fissare

Binario a cementare per cancelli

Tracks to be cemented and to be screwed for gates

Rails à sceller et à fixer pour portails

Laufschiene zum einzementieren und aufschrauben

Ruote zincate e tropicalizzate

Ruote zincate e tropicalizzate

Galvanised and tropicalised wheels

Galets zingués et bichromatés

Verzinkte und gelb-verzinkte Schiebetorrollen

© Copyright Comunello



Serrature, piastre e olive

Locks, plates and rollers
Serrures, platines et rouleaux
Schlösser, Platte und führungsrollen

© Copyright Comunello

Incontro superiore con tappo ammortizzatore

Upper end with shock absorber cup
Butée supérieure avec bouchon amortisseur
Oberer Auflageschuh mit Schlussdämpfer

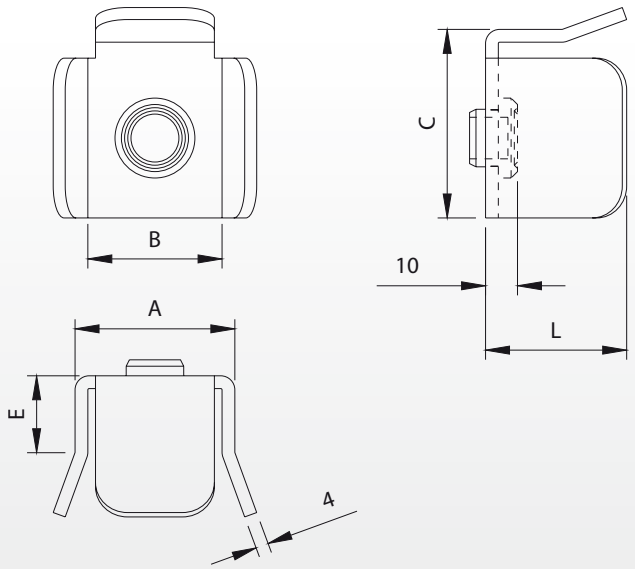

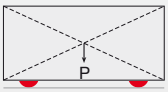

Peso uniformemente distribuito - Equally distributed weight

Articolo	Misura	Codice	A	B	C	E	L		Kg
199-40	piccolo	10704701	50	42	59	24	45	6	1,60
199-50	medio	10704705	60	52	69	30	50	6	2,30
199-60	grande	10704710	70	62	79	35	60	6	3,00

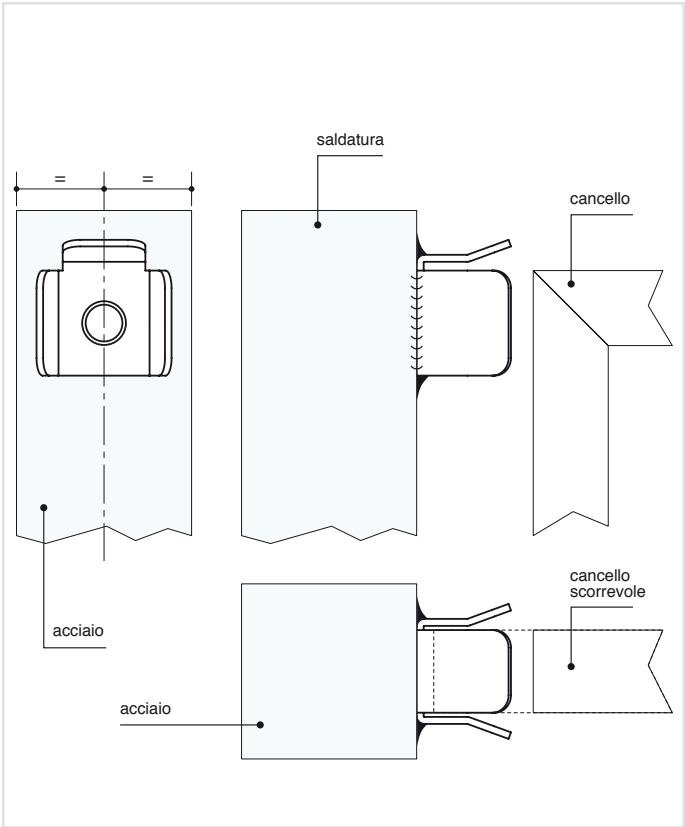

Art. 199-50

Art. 199-60

© Copyright Comunello

200 piccolo - grande - 200 inox

Arresto di fine corsa
Runaway stop
Boutoir de fin de corse
Torendpuffer

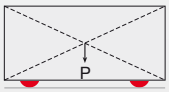

Peso uniformemente distribuito - Equally distributed weight

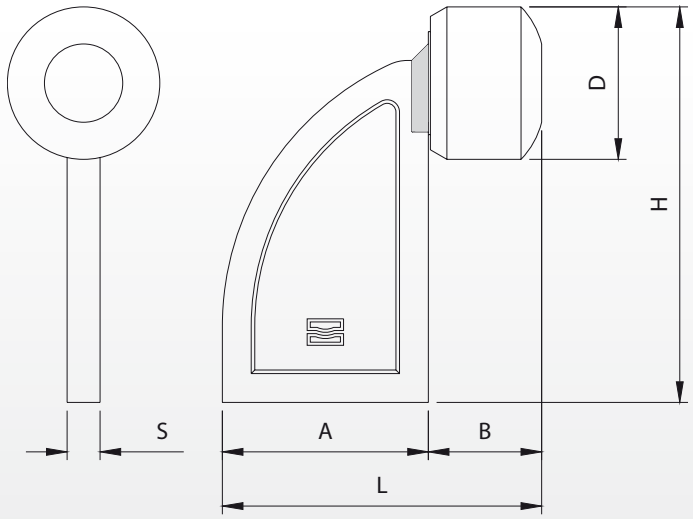

Articolo	Misura	Codice	A	B	D	H	L	S		Kg
200P	piccolo	10701505 001	50	27	Ø37	96	77	8	30	7,90
200G	grande	10701510 001	70	28	Ø42	120	98	10	15	6,90

Articolo	Misura	INOX	A	B	D	H	L	S		Kg
200I-G	grande	10701610	70	21	Ø42	115	91	10	5	2,90

Art. 200G grande

INOX

Art. 200I-G grande

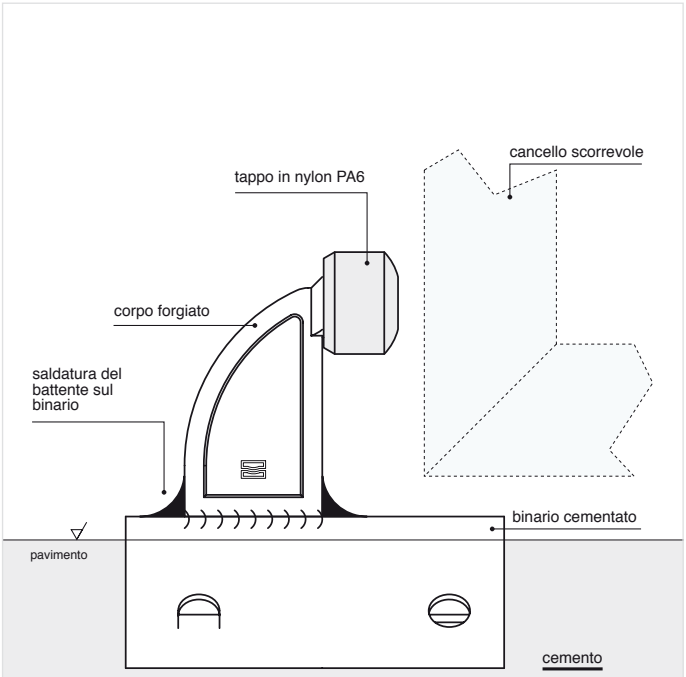

© Copyright Comunello

202 - 202 A adattatore

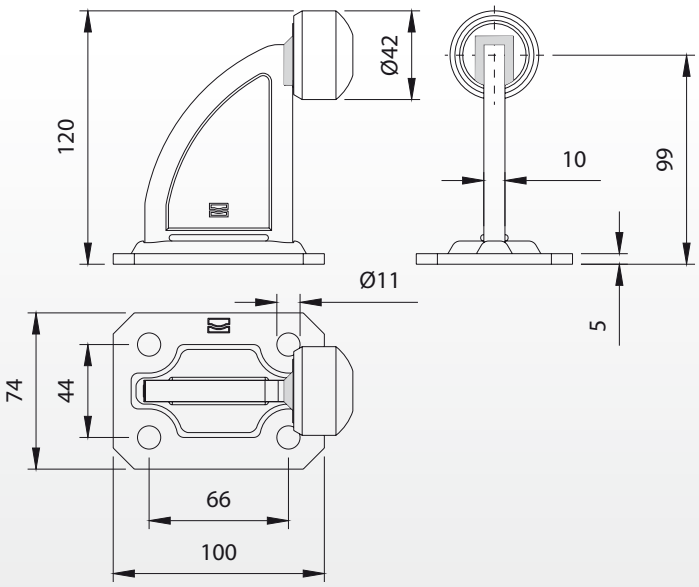

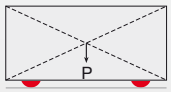

Peso uniformemente distribuito - Equally distributed weight

Articolo	Codice		Kg
202	10701810 001	10	7,20

Articolo	Codice		Kg
202A	10502101	10	0,90

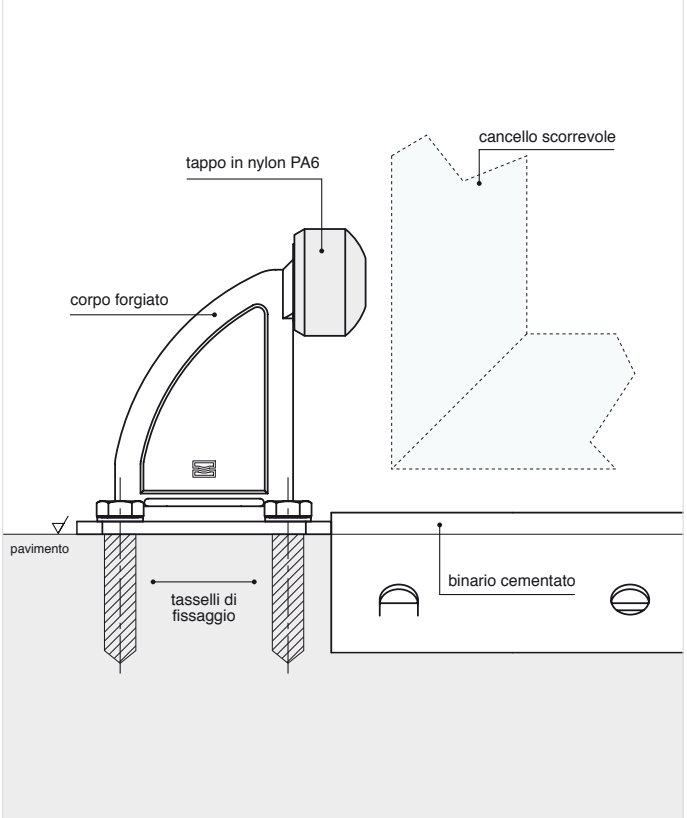

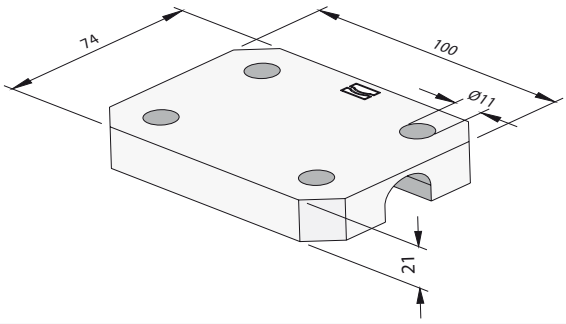

Art. 202A - Adattatore in nylon per arresto di fine corsa a fissare
Art. 202A - Nylon adapter for runaway stop to be screwed
Art. 202A - Adaptateur en nylon pour boutoir de fin de course à visser
Art. 202A - Nylon-Passtreck für Befestigungsplatte zum Anschrauben

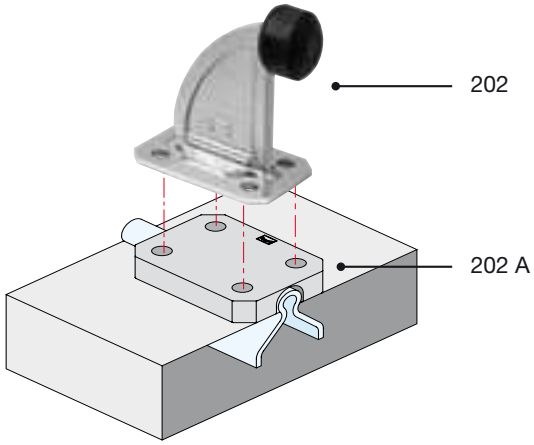

© Copyright Comunello

Battenti per cancelli ad anta

Battens for wing gates
Battents pour portails à vantail
Auflaufschühe für Flügeltore



© Copyright Comunello

Arresto di fine corsa ammortizzato con base a fissare

Damped runaway stop to be screwed
Boutoir de fin de course amorti avec base à visser
Torendpuffer mit Platte zum Anschrauben

202 F-A

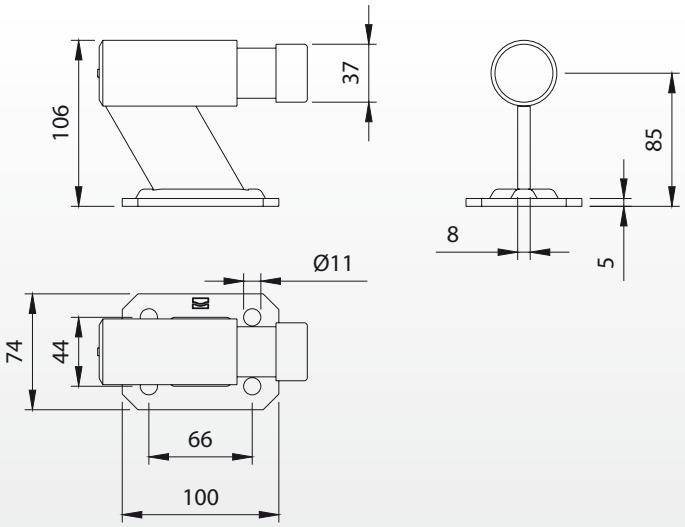

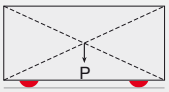

Peso uniformemente distribuito - Equally distributed weight

Articolo	Codice		Kg
202F-A	10704201 001	4	5,60

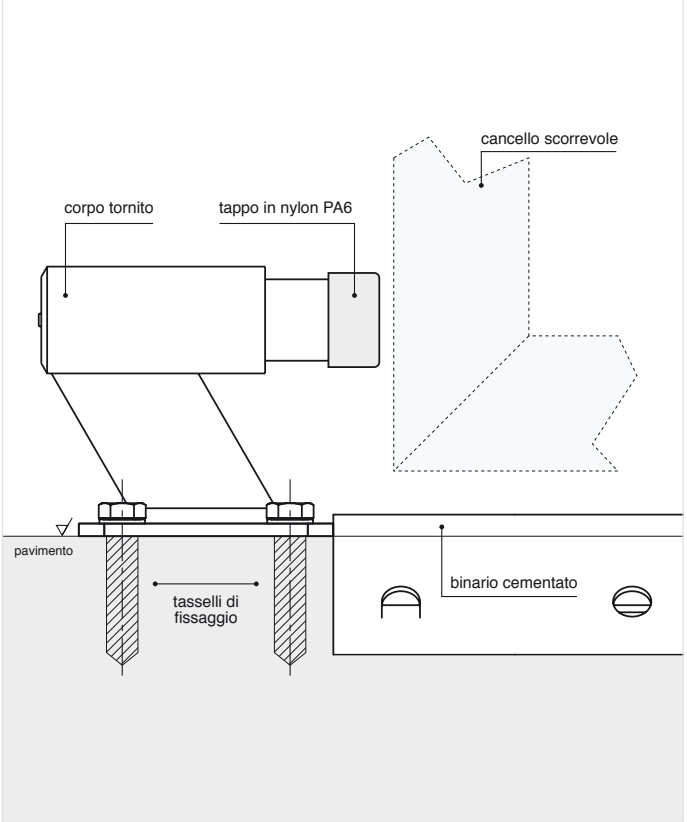

Art. 202F-A

© Copyright Comunello

202 F-B

Arresto di fine corsa regolabile a fissare per cancelli ad anta

Adjustable runaway stop to be screwed for wing gates
Boutoir de fin de course à visser pour portails à vantaux
Verstellbarer Torendpuffer zum Anschrauben für Flügeltore

Brevettato - Patent

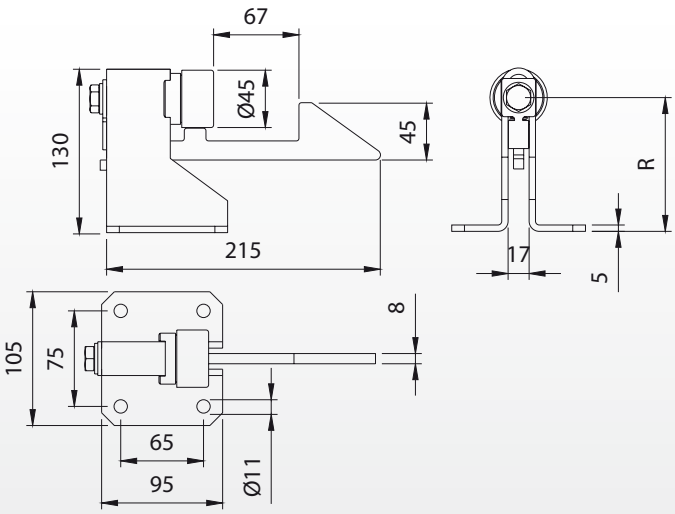

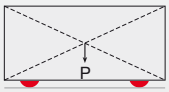

Peso uniformemente distribuito - Equally distributed weight

Articolo	Codice	R		Kg
202F-B	10704301 001	70-115	4	6,40



Art. 202F-B



Art. 202F-B

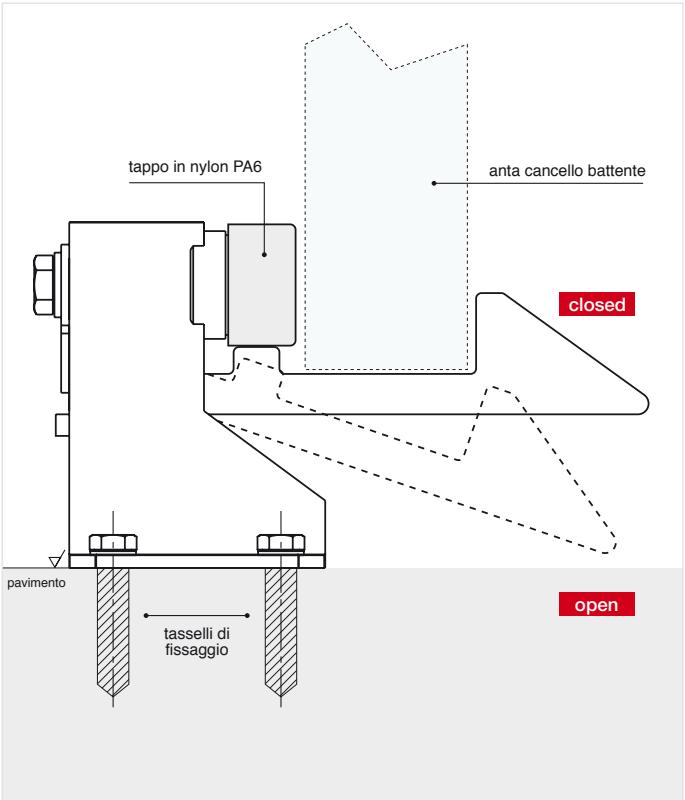

© Copyright Comunello

Arresto di fine corsa regolabile a fissare

Adjustable runaway stop to be screwed
Boutoir de fin de course à visser
Verstellbarer Torendpuffer zum Anschrauben

202 F-C

Brevettato - Patent

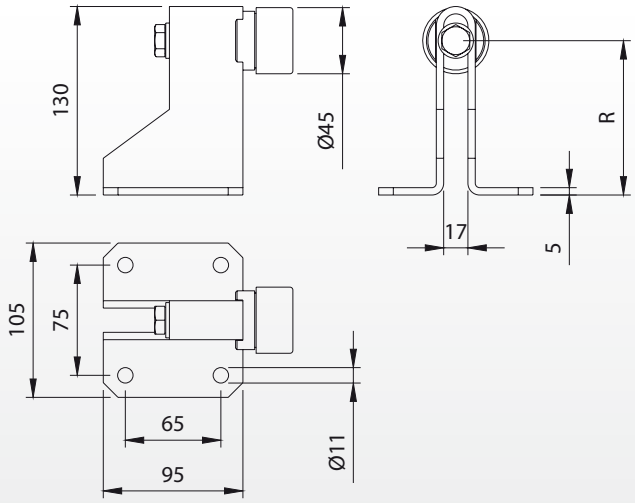

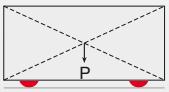

Peso uniformemente distribuito - Equally distributed weight

Articolo	Codice	R		Kg
202F-C	1074401 001	70-115	10	12,50

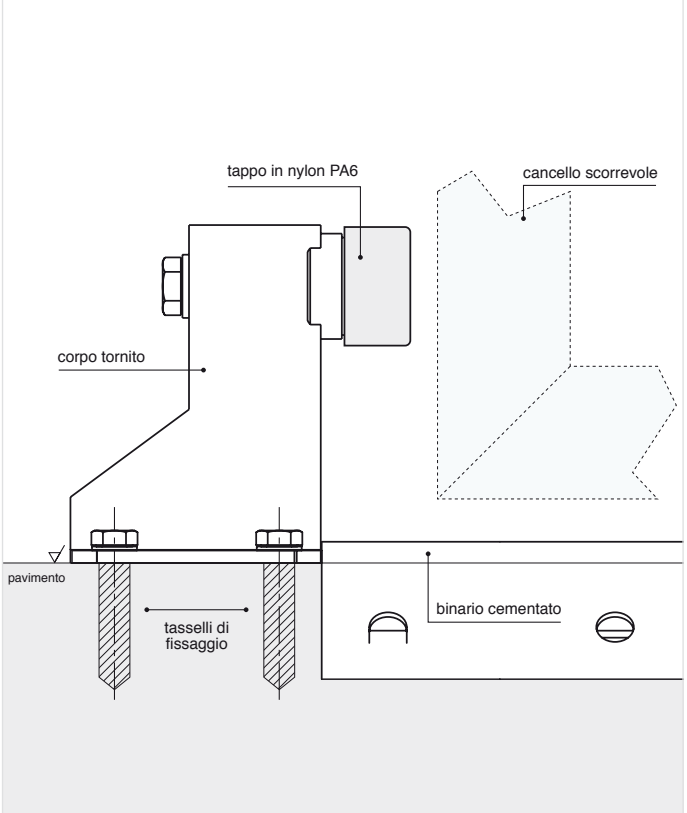



Art. 202F-C

© Copyright Comunello

201

Battente “Tris” a fissare tripla funzione

Strike plate to be fastened with triple function
Butée à fixer triple fonction
Auflaufschuh zur Befestigung mit dreifacher funktion

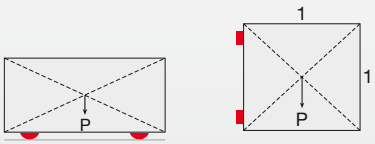

Peso uniformemente distribuito - Equally distributed weight

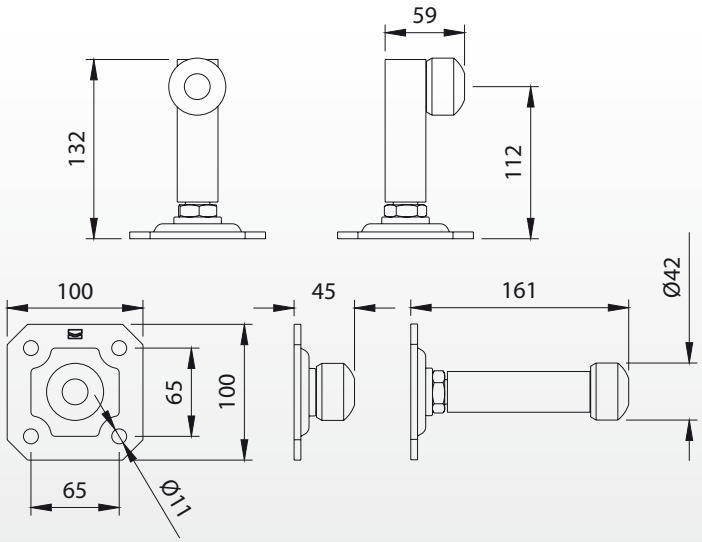

Articolo	Codice		Kg
201	10701450 001	2	2,80

Art. 201 variante 2

Art. 201 variante 3

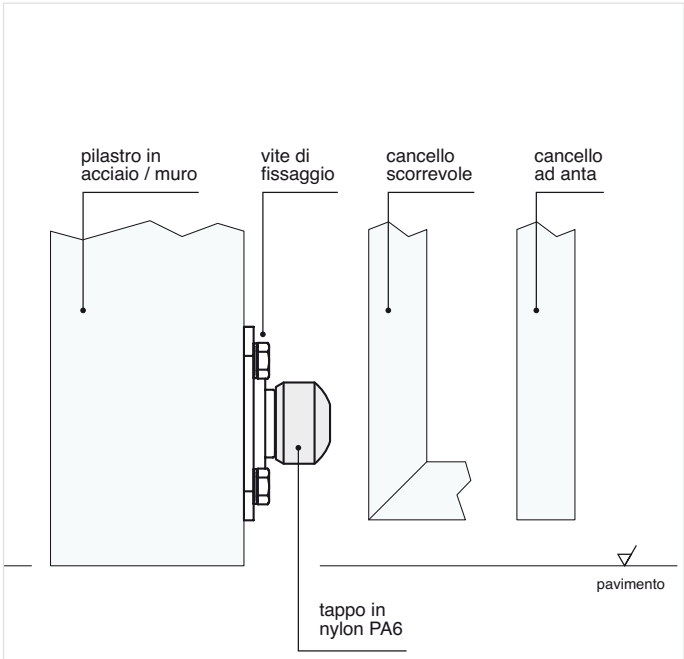

© Copyright Comunello

Tris1

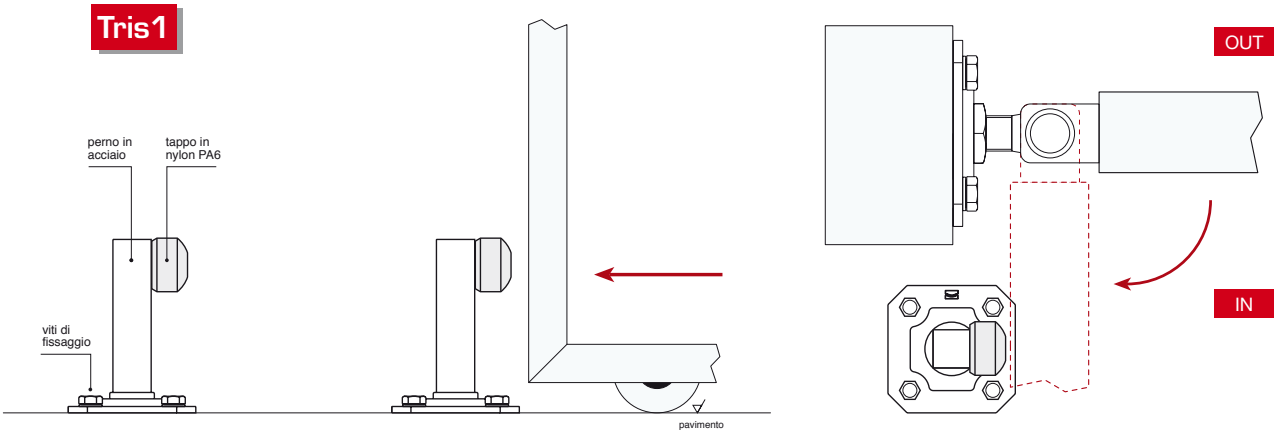

Tris2

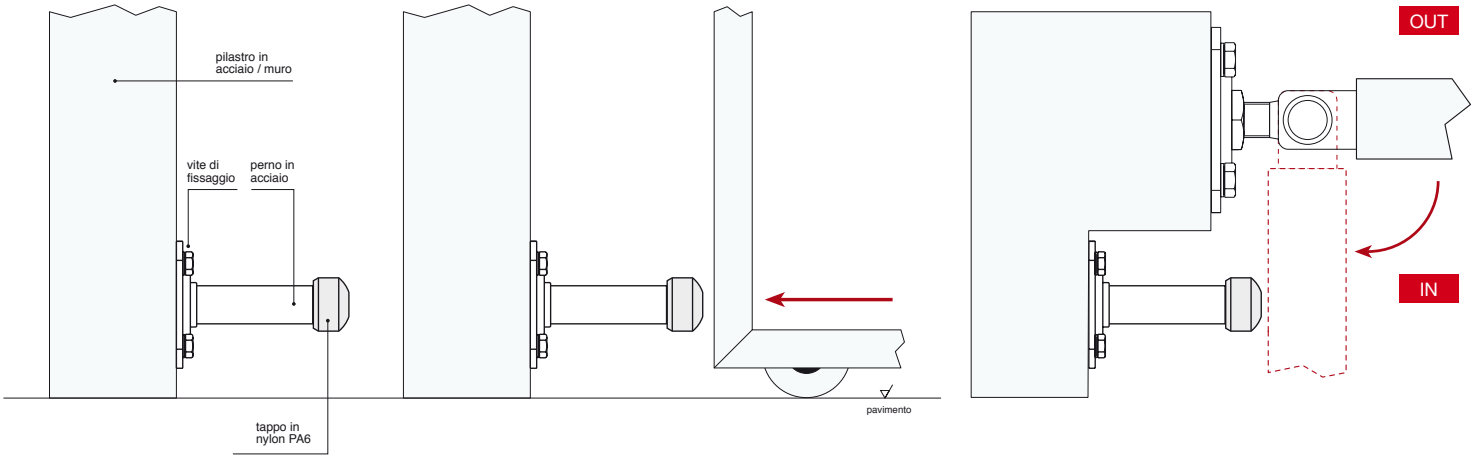

Tris3

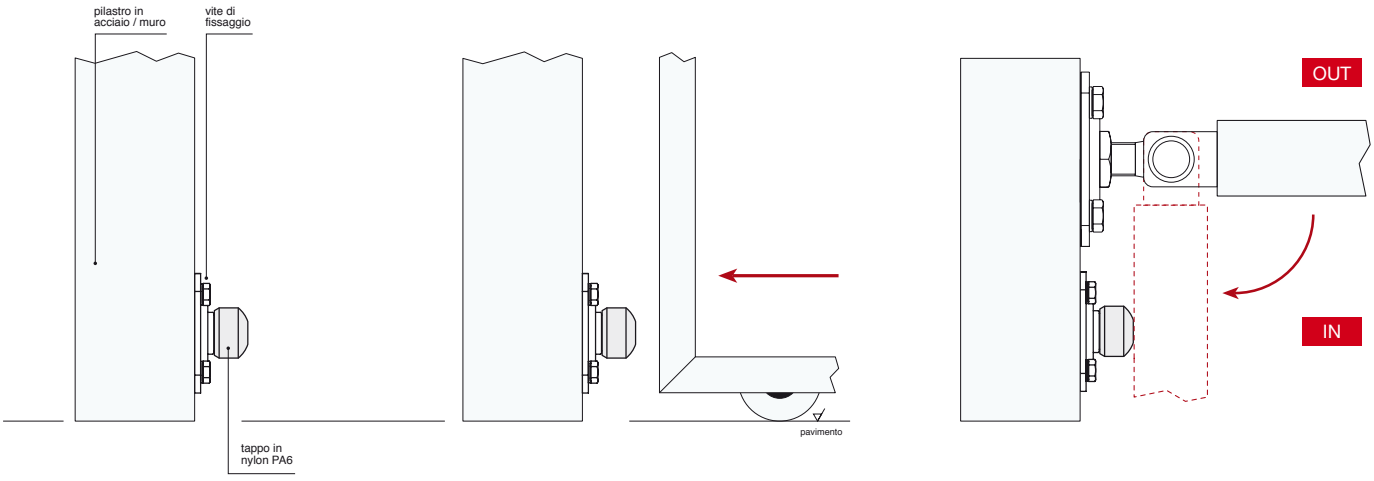

© Copyright Comunello

203

Incontro aperto regolabile con tappi ammortizzatori

Open adjustable end with shock absorber cups
Butée ouverte avec bouchons amortisseurs
Verstellbarer geöffneter Auflageschuh mit Schlussdämpfern

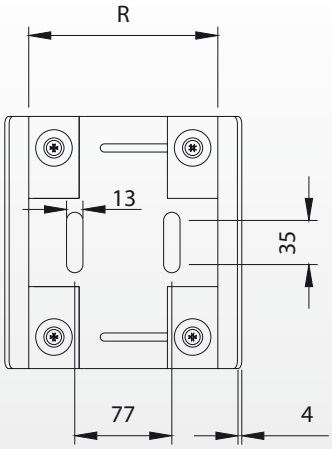

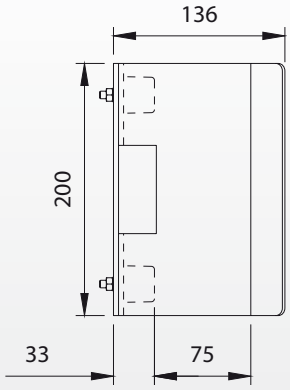

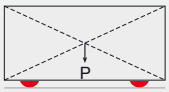

Peso uniformemente distribuito - Equally distributed weight

Articolo	Codice	R			Kg
203	10704501 001	80-150	10	2	5,80

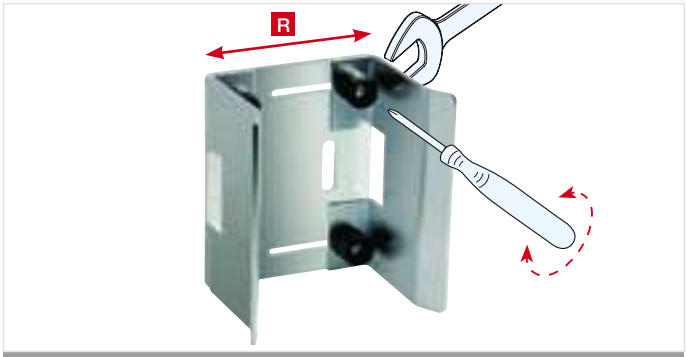

Art. 203

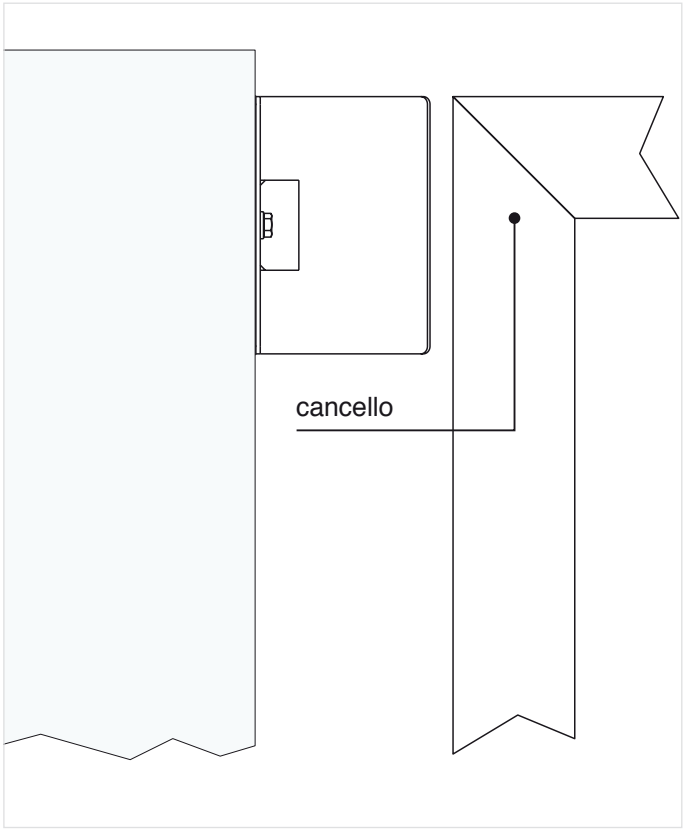

© Copyright Comunello

Abbinamento 203 + CG 15

1

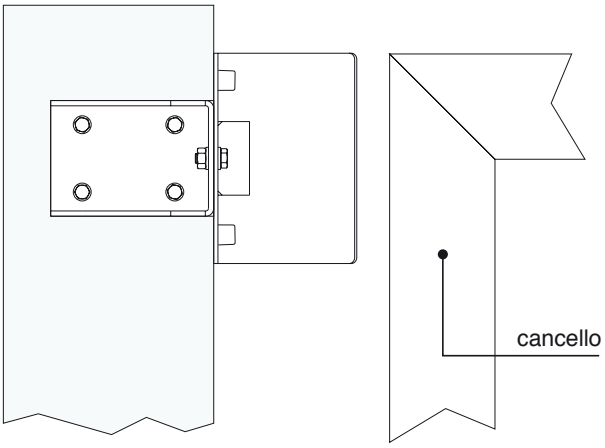

CG 15

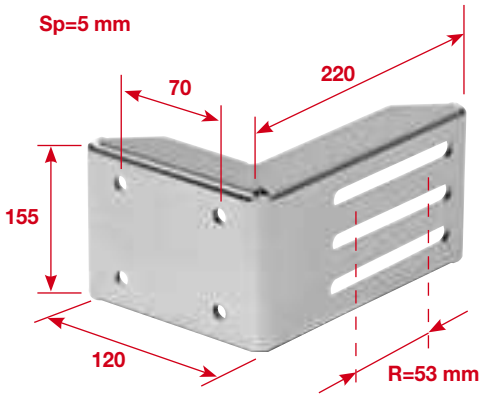

CG15 pag. 483

2

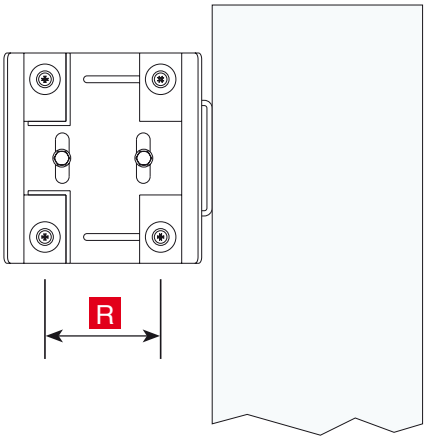

203

3

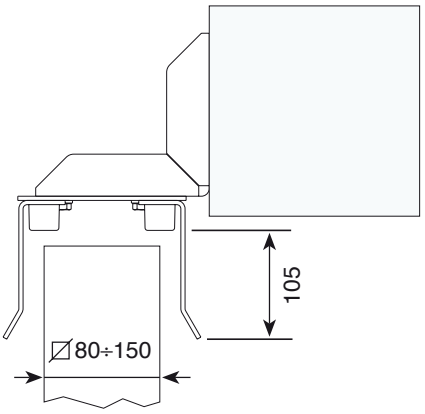

203+CG 15

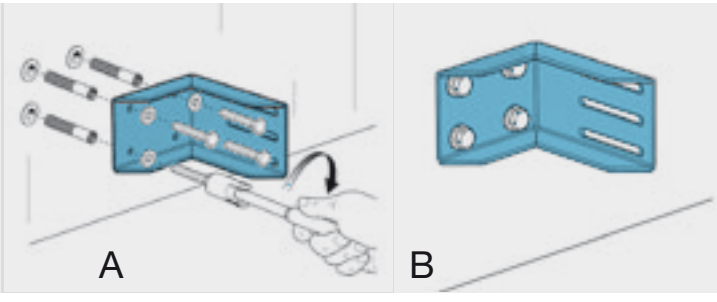

© Copyright Comunello

Incontro chiuso regolabile con tappi ammortizzatori

Closed adjustable end with shock absorber cups
Butée fermée avec bouchons amortisseurs
Verstellbarer geschlossener Auflageschuh mit Schlussdämpfern



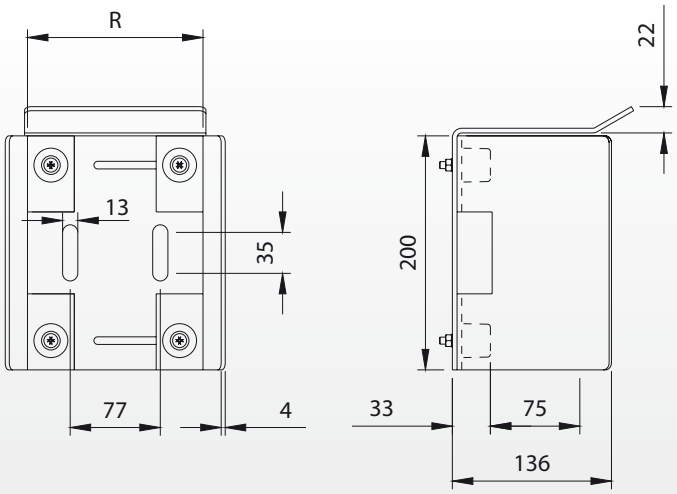

Peso uniformemente distribuito - Equally distributed weight

Articolo	Codice	R			Kg
204	10704550 001	80-150	10	2	7,30



Art. 204

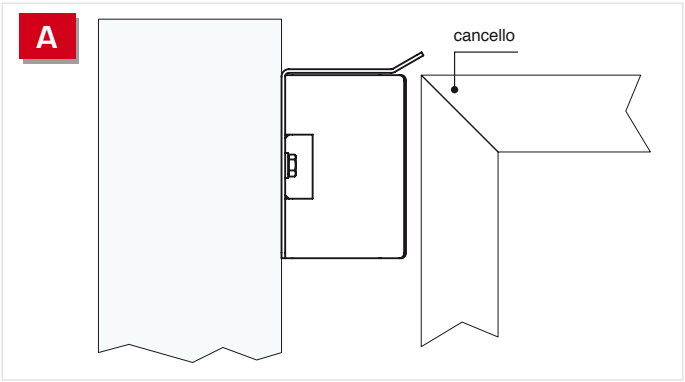

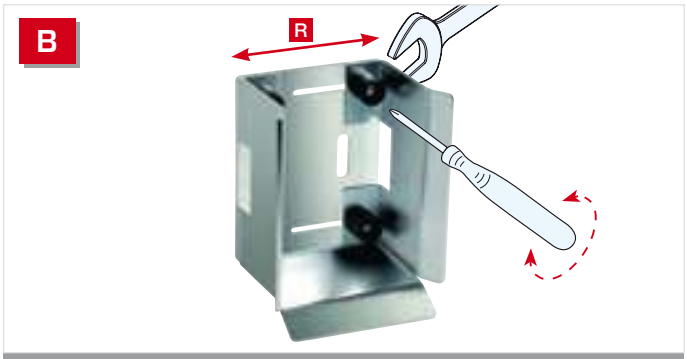

Art. 204

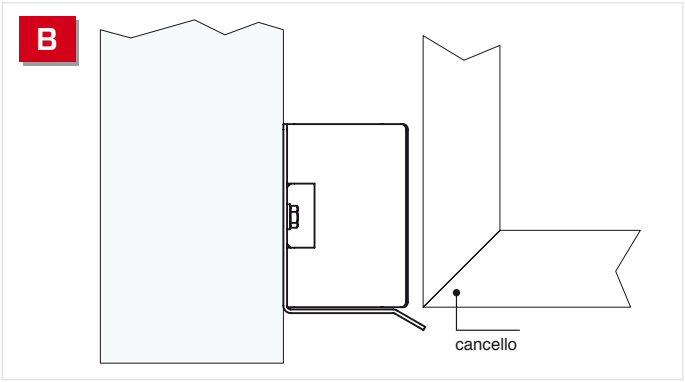

© Copyright Comunello

Abbinamento 204 + CG 15

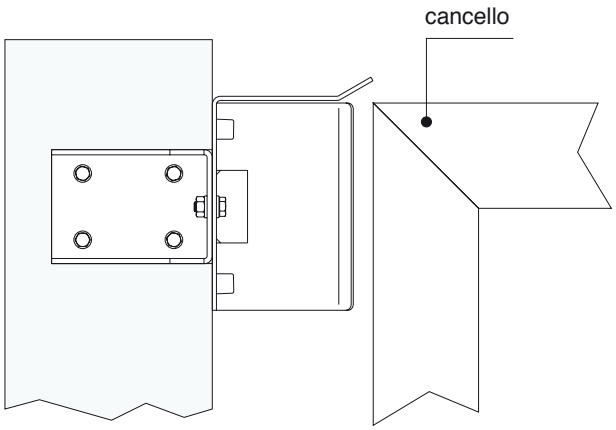

1

CG 15

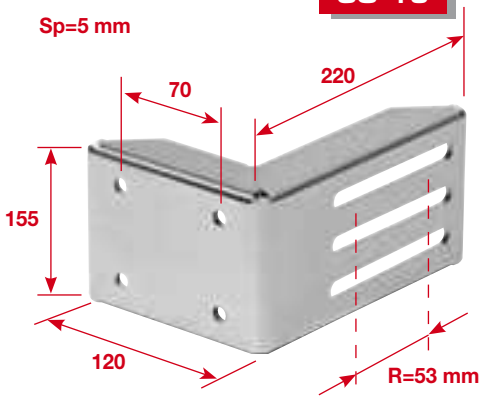

CG15 pag. 483

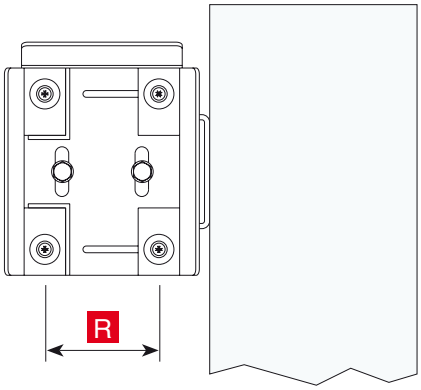

2

204

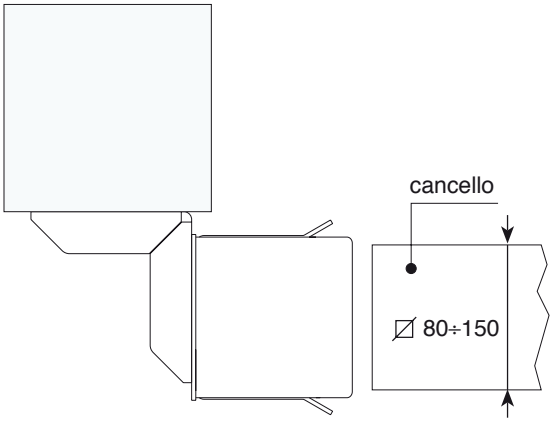

3

204+CG 15

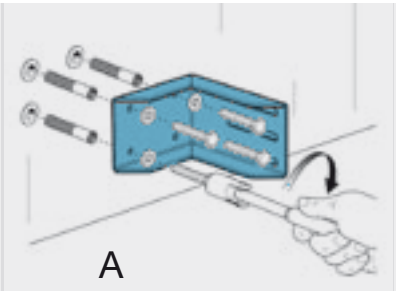

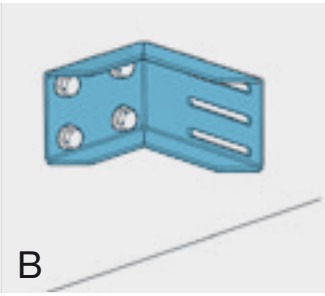

© Copyright Comunello

205

Maniglia in nylon
Nylon handle
Béquille en nylon
Nylon-Türdrücker

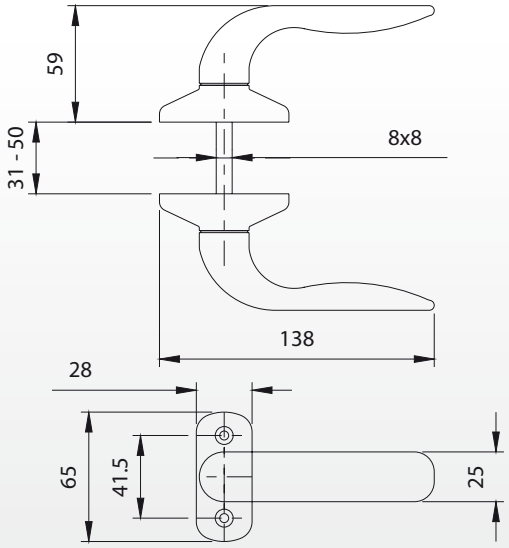

Art	Codice		Kg
205	10900505	10	2,00

213

Maniglia in alluminio mod. “Valentina”
Aluminium handle “Valentina”
Béquille en aluminium “Valentina”
Aluminium-Tuerdruecker Modell “Valentina”

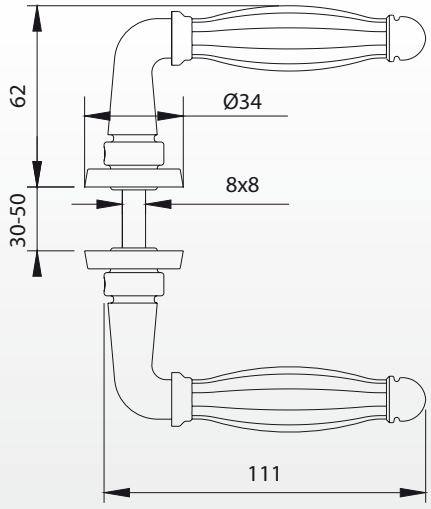

Art.	Codice		Kg
213	10905501 503	20	9,30

Art. 73+213

Art. 73+209

© Copyright Comunello

Maniglia in alluminio mod. “Giulia”

Aluminium handle “Giulia”
Béquille en aluminium “Giulia”
Aluminium-Türdrücker Modell “Giulia”

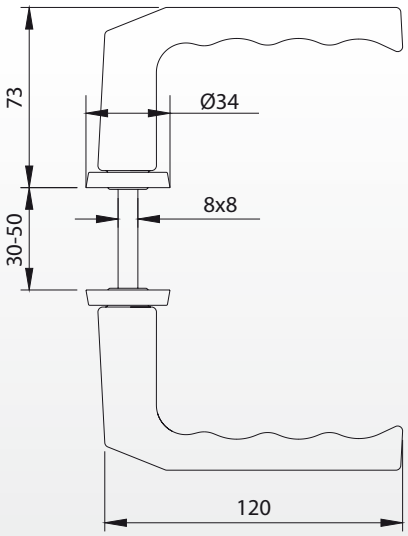

Art.	208 ral 9005 codice	208 anodizzato argento codice		Kg
208	10906501 503	10906501 604	20	4,80

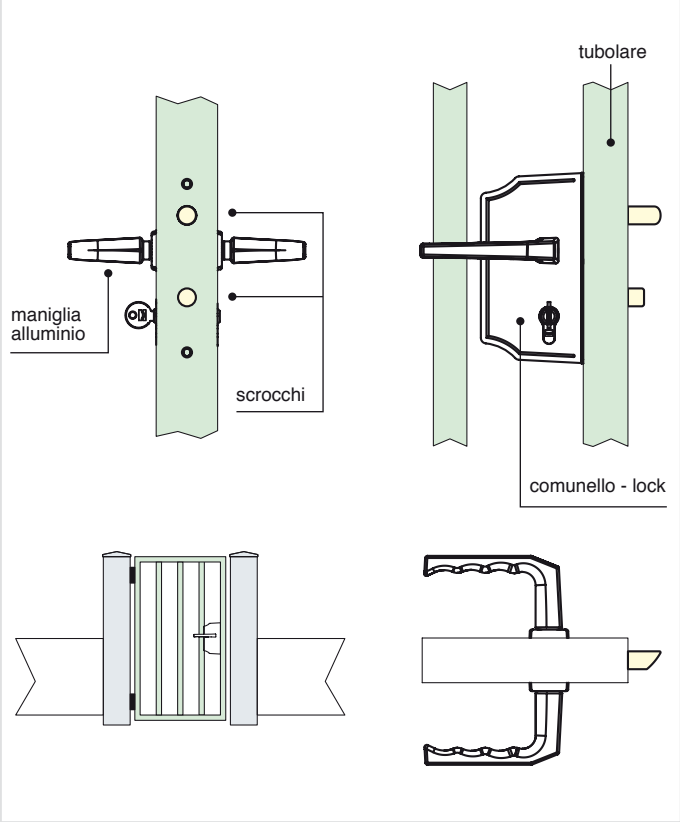

Art. 208 “Giulia”

Art. 208 “Giulia”

© Copyright Comunello

Comunello Professional®

Maniglia in alluminio mod. “Sonia”

Aluminium handle “Sonia”
Béquille en aluminium “Sonia”
Aluminium-Türdrücker Modell “Sonia”

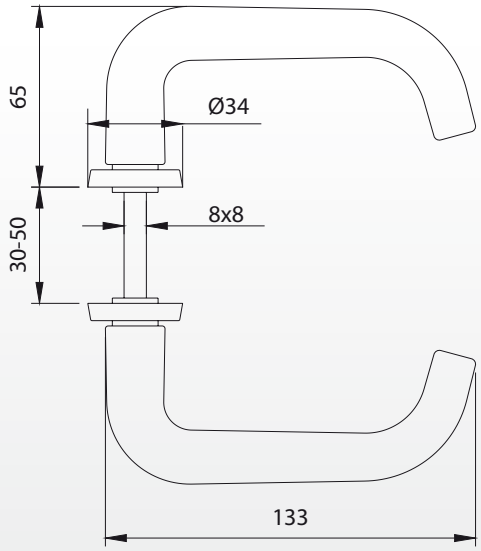

Art.	209 ral 9005 codice	209 anodizzato argento codice		Kg
209	10906601 503	10906601 604	20	5,50

Art. 209 “Sonia”

Art. 209 “Sonia”

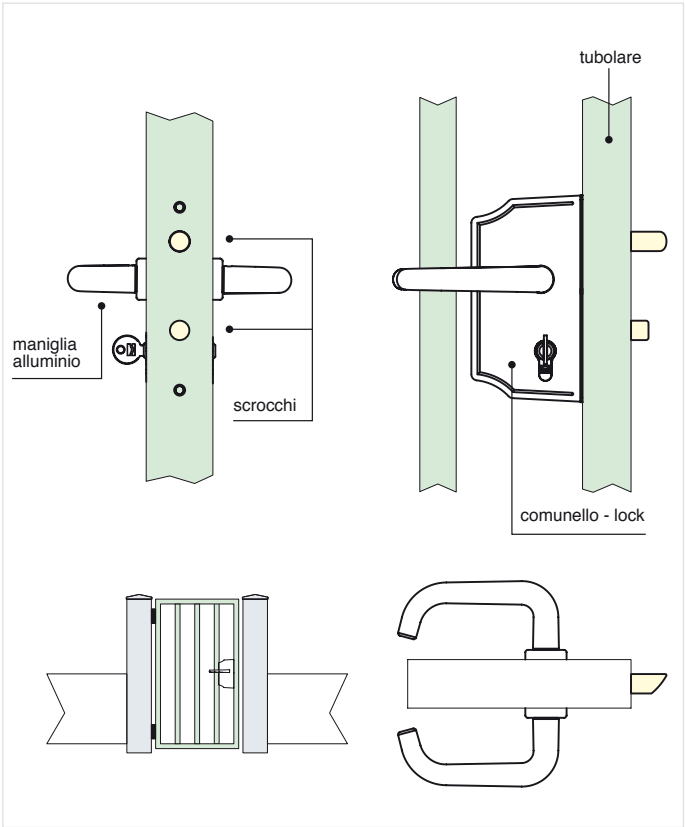

© Copyright Comunello

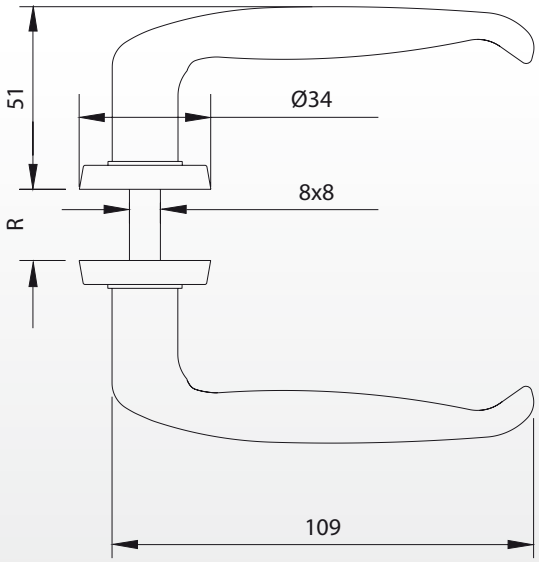

Articolo	210 ral 9005 codice	210 verniciato grigio codice	R		Kg
210-25-35	10901005 503	10901005 516	25-35	20	3,50
210-40-50	10901010 503	10901010 516	40-50	20	3,50
210-50-60	10901015 503	10901015 516	50-60	20	3,70
210-60-70	10901020 503	10901020 516	60-70	20	3,90

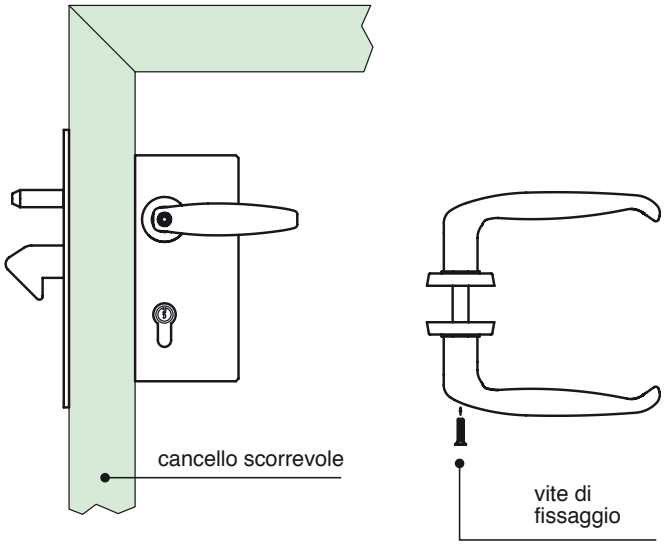

Art. 210

Art. 210

© Copyright Comunello

Maniglia in alluminio con grano

Aluminium handle with dowel
Béquille en aluminium avec grain
Aluminium-Türdrücker mit Korn

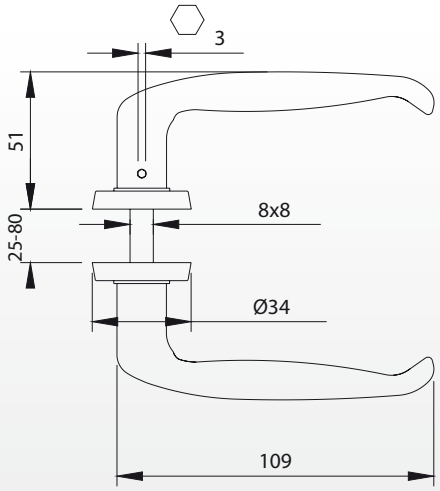

Art.	211 ral 9005 codice	211 verniciato grigio codice		Kg
211	10901305 503	10901305 516	20	3,90

Art. 211

Art. 211

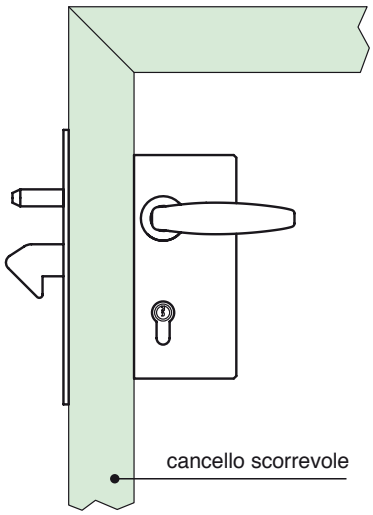

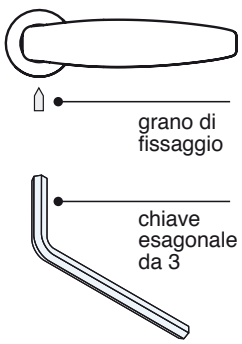

© Copyright Comunello

215 - 215 S - 216

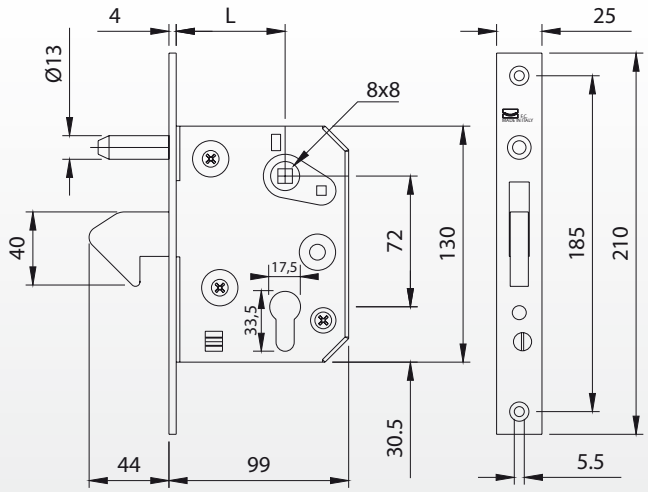

Peso uniformemente distribuito - Equally distributed weight

Articolo	Codice	L		Kg
215-50	11200501 001	50	5	6,20
215-60	11200505 001	60	5	6,20
215S-50	11200601 001	50	5	5,30
215S-60	11200605 001	60	5	5,30

Art.	Codice		Kg
216	11201005 001	25	3,50

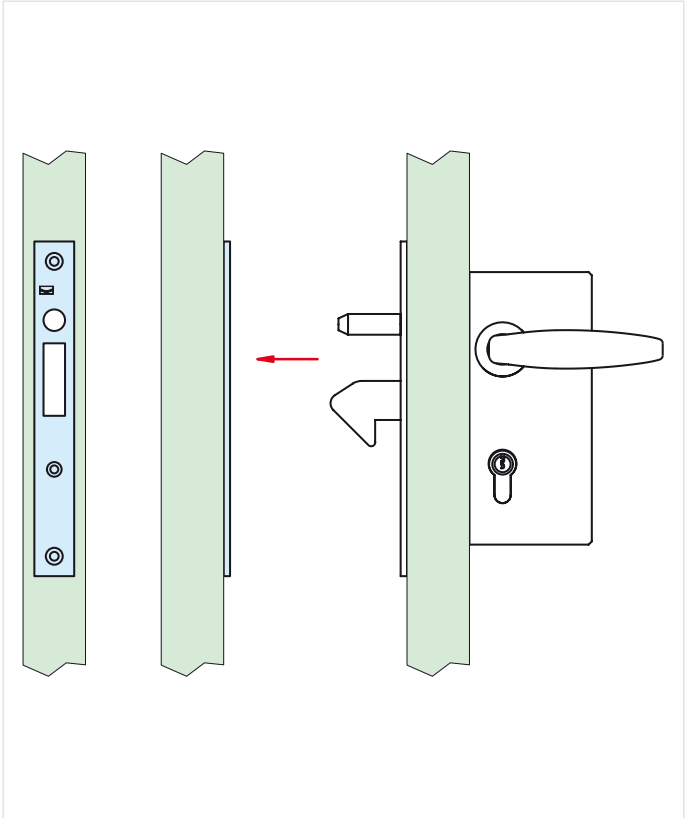

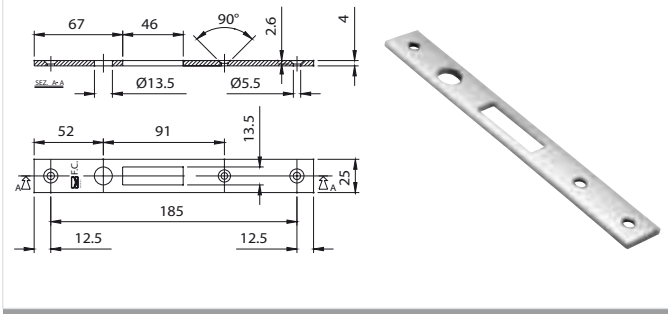

Art. 216 contropiastra per serratura 215

Art. 215S - Senza cilindro

© Copyright Comunello

Comunello Professional®

Incontro per serratura a gancio con tappi ammortizzatori

End with shock absorber cups for hook-lock
Butée pour serrure à crochet avec bouchons amortisseurs
Auflageschuh für Hackenschloss mit Schlussdämpfern

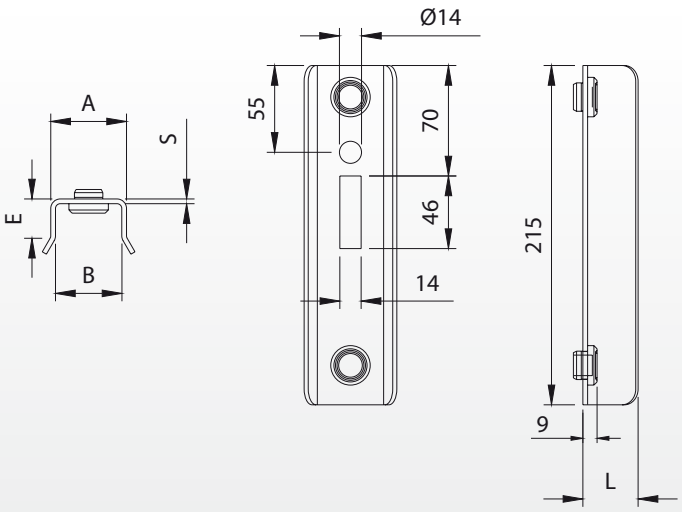

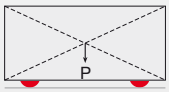

Peso uniformemente distribuito - Equally distributed weight

Articolo	Codice	A	B	E	L	S		Kg
217-40	11201701	48	42	20	33	3	4	2,40
217-50	11201705	58	52	25	38	3	4	2,60
217-60	11201710	70	62	25	44	4	4	4,00

Art. 217-50

Art. 217-60

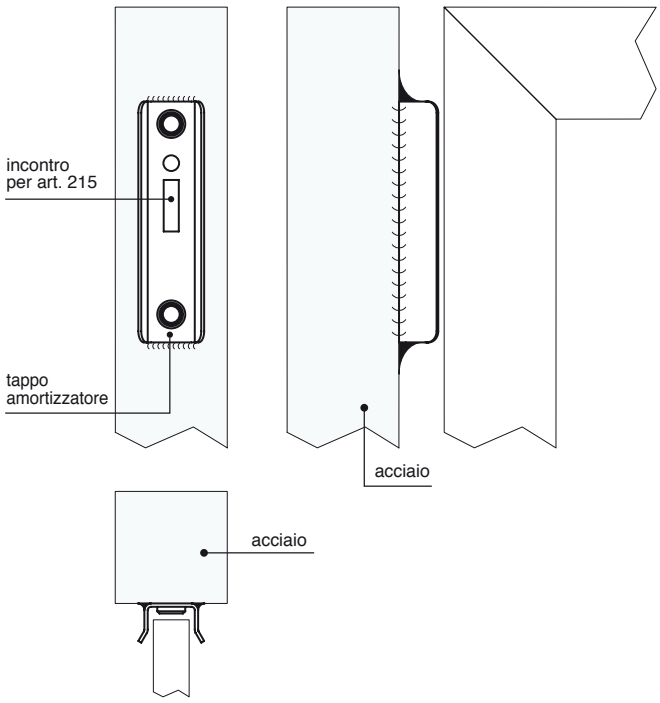

© Copyright Comunello

Incontro per serratura a gancio con staffa regolabile e tappi ammortizzatori

End with shock absorber cups with adjustable bracket for hook-lock
Butée avec bouchons amortisseurs avec bride réglable pour serrure à crochet
Auflageschuh für Hackenschloss mit verstellbarem Bügel und mit Schlussdämpfern

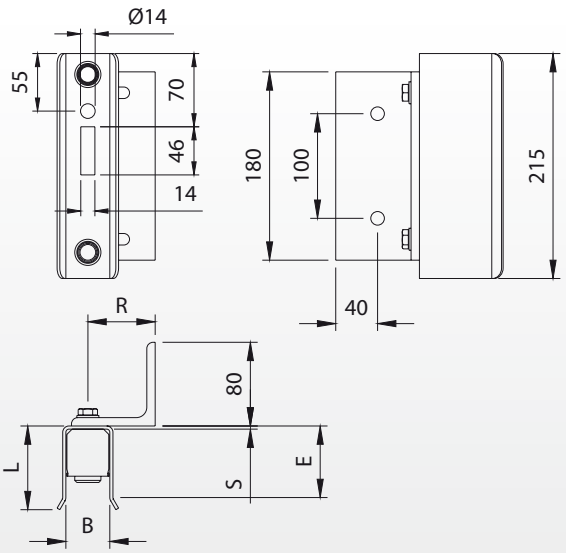

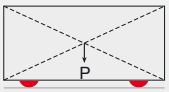

Peso uniformemente distribuito - Equally distributed weight

Articolo	Codice	B	E	L	R	S		Kg
218-40	11201801 001	42	60	74	35-65	3	4	12,00
218-50	11201805 001	52	65	79	35-65	3	4	12,70
218-60	11201810 001	62	70	85	35-65	4	4	15,60

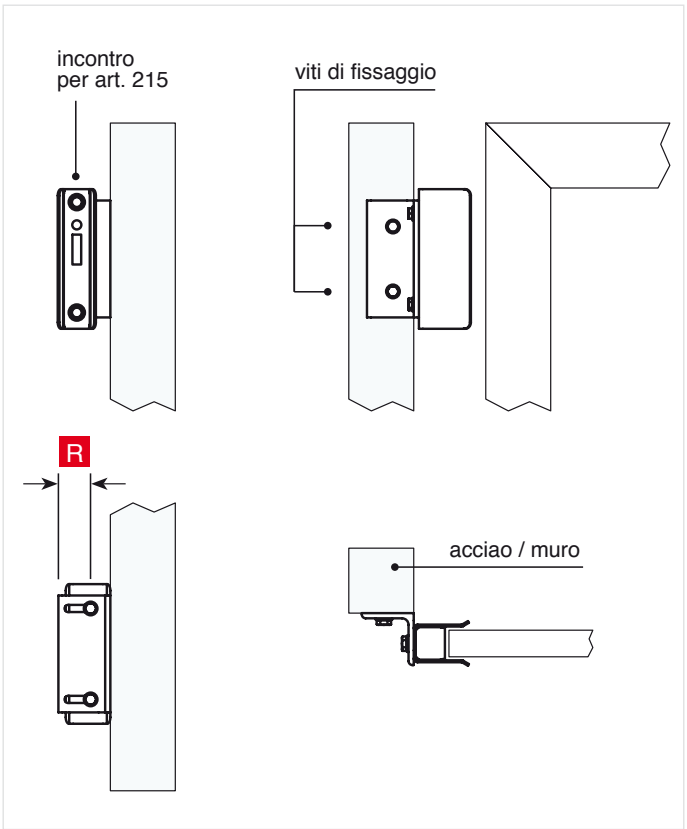

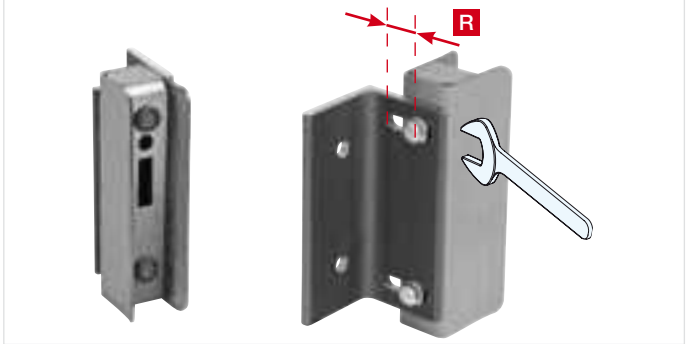

Art. 218

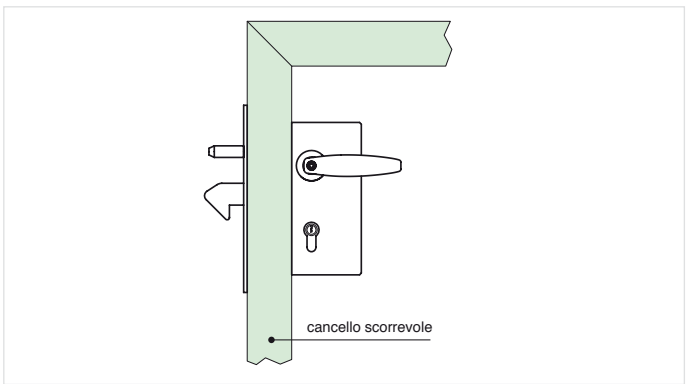

© Copyright Comunello

Comunello Professional®

Copri serratura

Cover lock
Couvre serrure
Einbauschlosskasten



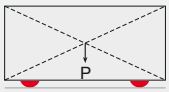

Peso uniformemente distribuito - Equally distributed weight

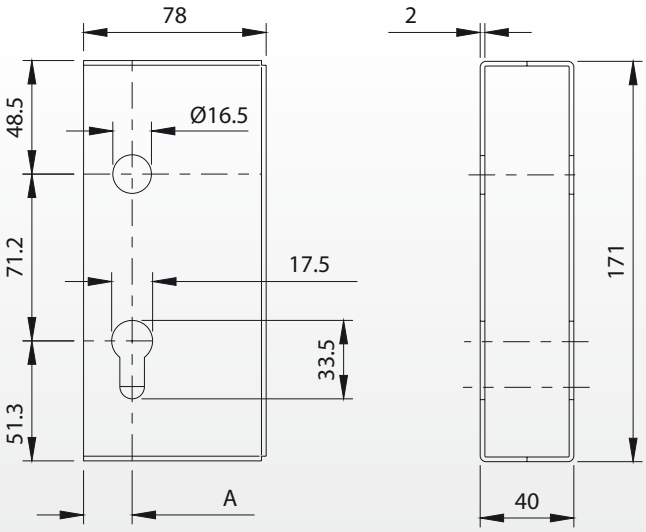

Articolo	Codice	A		Kg
220-40	11202005	21	20	11,70
220-50	11202010	11	20	11,70

Art. 220-50

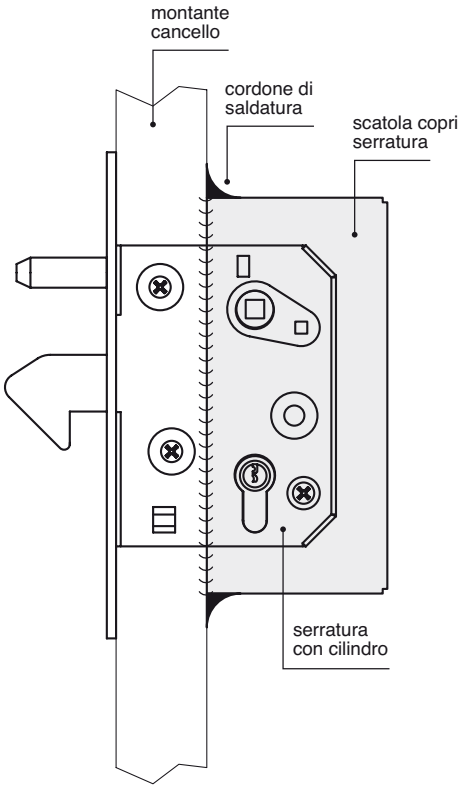

© Copyright Comunello

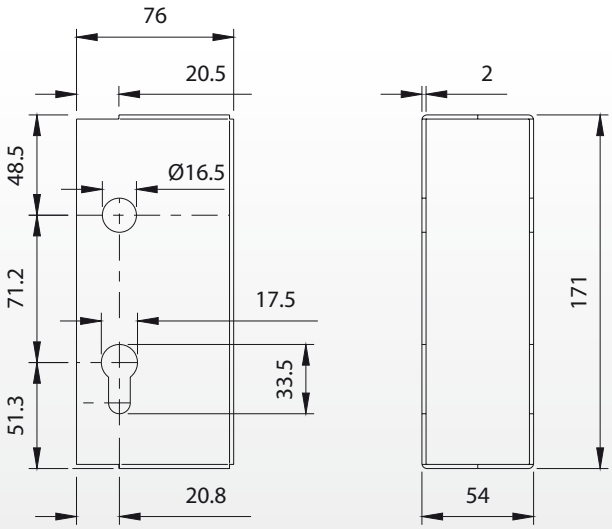



Peso uniformemente distribuito - Equally distributed weight

Articolo	Codice		Kg
221-50	11202505	20	15,00

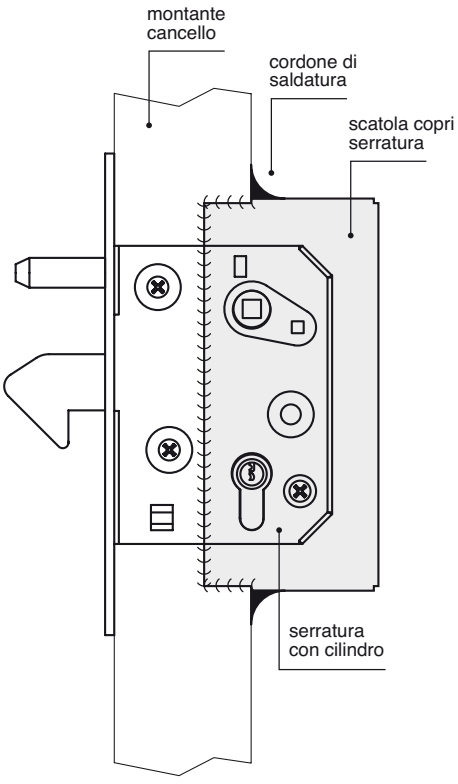



Art. 221-50

© Copyright Comunello

222 - 223

Serratura a gancio frontale piatto con e senza cilindro

Plate face hook-lock with and without cylinder
Serrure à crochet plat avec et sans cylindre
Stirnflachhackenschloss mit und ohne Schließzylinder



Peso uniformemente distribuito - Equally distributed weight

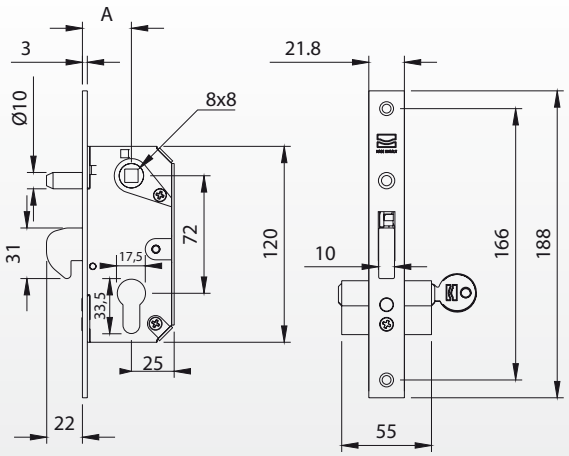

Articolo	Codice	A		Kg
222-30	11215530 001	30	5	3,20
222-35	11215535 001	35	5	3,30
222-40	11215540 001	40	5	3,40
222-45	11215545 001	45	5	3,50
222-50	11215550 001	50	5	3,60
222-60	11215560 001	60	5	3,80

Articolo	Codice	A		Kg
223-30	11215531 001	30	5	2,20
223-35	11215536 001	35	5	2,30
223-40	11215541 001	40	5	2,40
223-45	11215546 001	45	5	2,50
223-50	11215551 001	50	5	2,60
223-60	11215561 001	60	5	2,80

Art. 222 con cilindro



Art. 223 senza cilindo

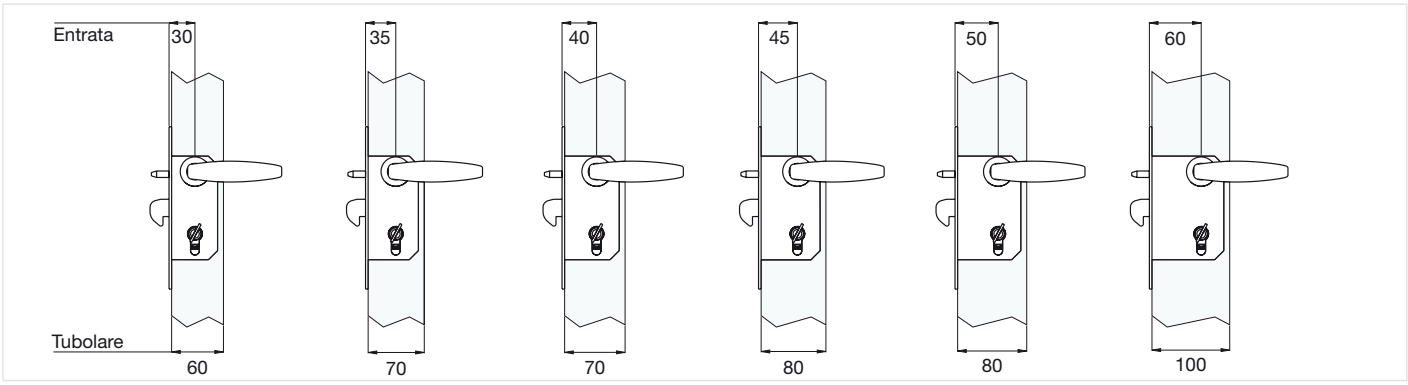

© Copyright Comunello

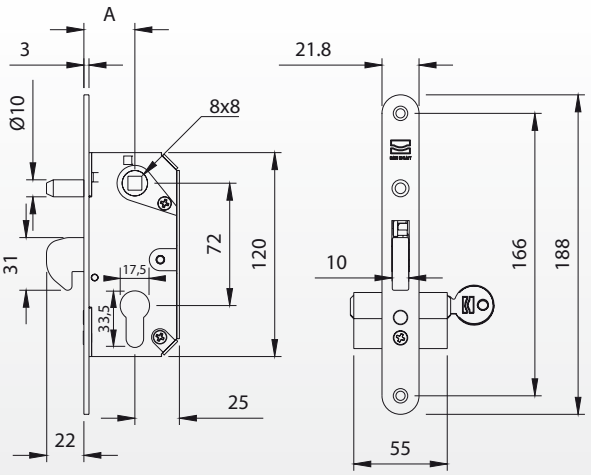



Peso uniformemente distribuito - Equally distributed weight

Articolo	Codice 224	A		Kg
224-30	11215532 001	30	5	3,20
224-35	11215537 001	35	5	3,30
224-40	11215542 001	40	5	3,40
224-45	11215547 001	45	5	3,50
224-50	11215552 001	50	5	3,60
224-60	11215562 001	60	5	3,80

Articolo	Codice 225	A		Kg
225-30	11215533 001	30	5	2,20
225-35	11215538 001	35	5	2,30
225-40	11215543 001	40	5	2,40
225-45	11215548 001	45	5	2,50
225-50	11215553 001	50	5	2,60
225-60	11215563 001	60	5	2,80



Art. 224 con cilindro



Art. 225 senza cilindro

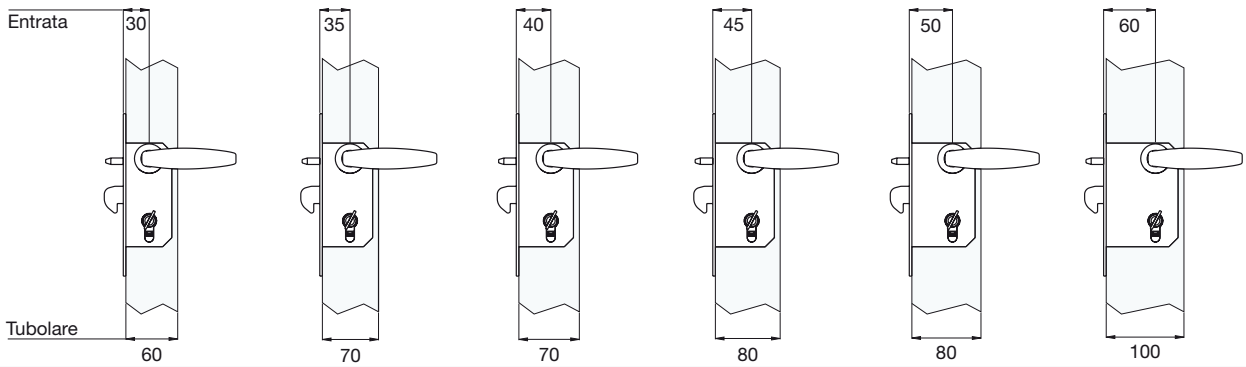

© Copyright Comunello

227

Oliva in ottone

Brass roller
Rouleau en laiton
Führungsrolle aus Messing

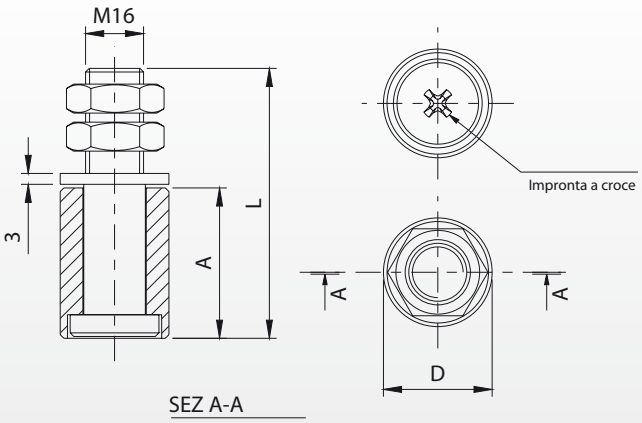

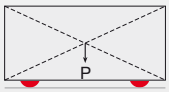

Peso uniformemente distribuito - Equally distributed weight

Articolo	Codice	A	D	L			Kg
227-30	11300505 001	41	Ø30	74	24	20	6,40
227-42	11300510 001	58	Ø42	98	24	20	13,80

231

Oliva in nylon

Nylon roller
Rouleau en nylon
Nylon-Fuehrungsrolle

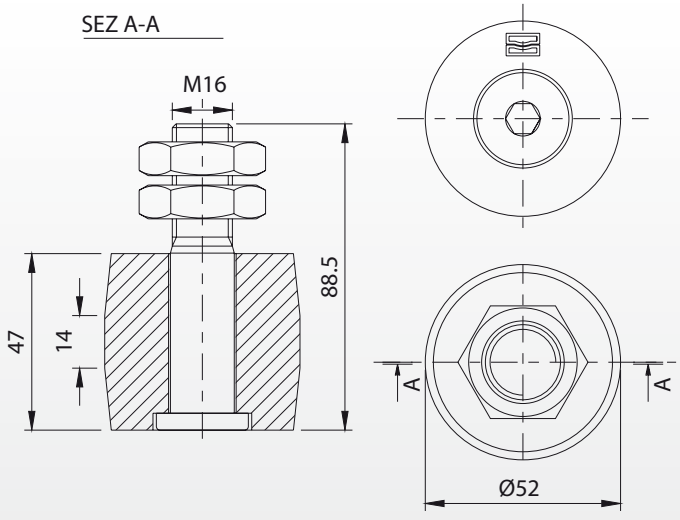

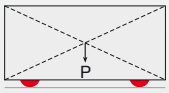

Peso uniformemente distribuito - Equally distributed weight

Articolo	Codice			Kg
231-Ø52	11301505 001	24	20	9,60

© Copyright Comunello

SEZ A-A

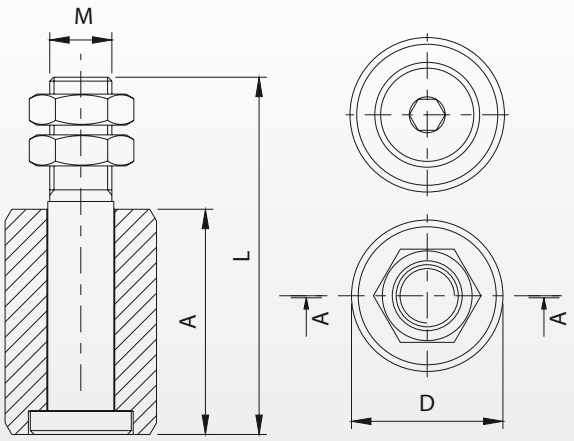

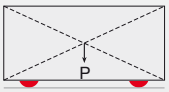

Peso uniformemente distribuito - Equally distributed weight

Articolo	Codice	A	D	L	M			Kg
230-25	11301005 001	34	Ø25	63	M14	22	20	2,50
230-30	11301010 001	40	Ø30	74	M16	24	20	3,70
230-40	11301015 001	58	Ø39	98	M16	24	20	5,30
230-41	11301017 001	43	Ø41	74	M16	24	20	4,40
230-42	11301020 001	58	Ø42	98	M16	24	20	5,50

Articolo	INOX	A	D	L	M			Kg
230I-30	11301310	40	Ø30	74	M16	24	8	1,50
230I-40	11301315	58	Ø39	98	M16	24	4	1,00

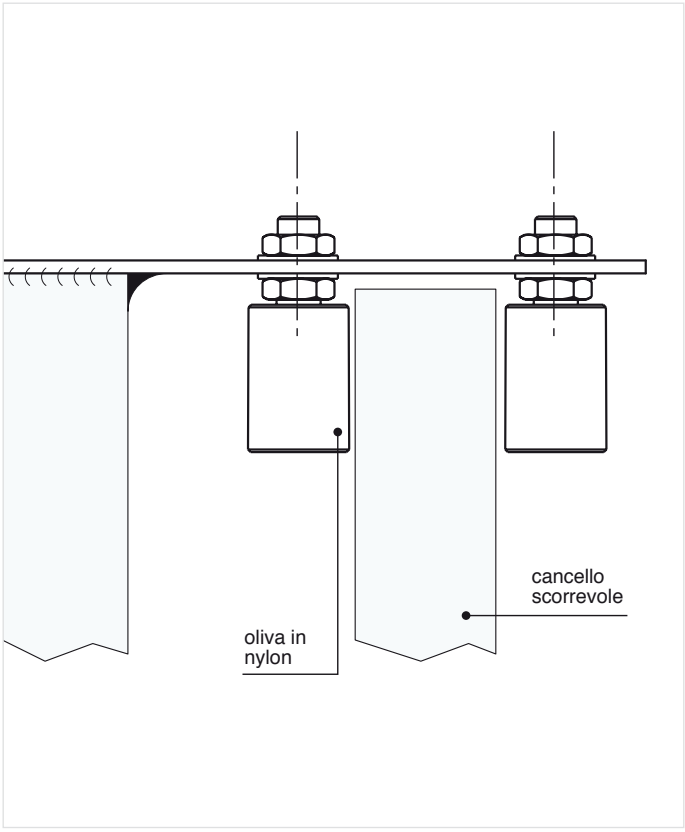

Art. 230

Art. 230I

© Copyright Comunello

Oliva in nylon con protezione antinfortunistica

Nylon roller with accident prevention
Rouleau en nylon pour la prévention des accidents
Nylon-Führungsrolle für die Unfallverhütung

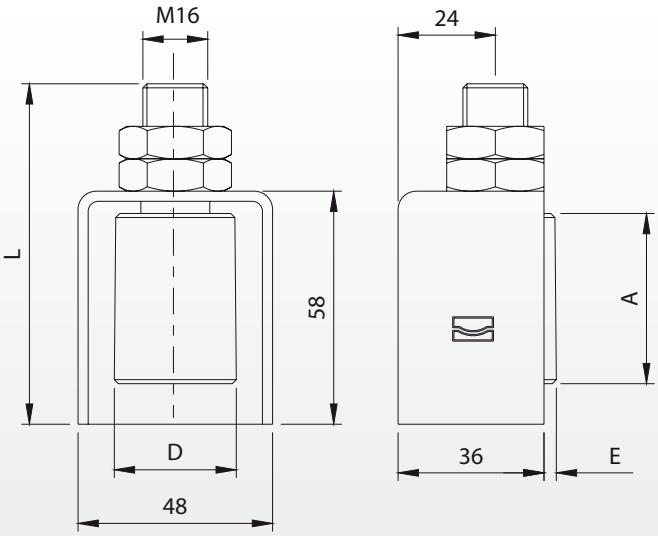

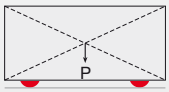

Peso uniformemente distribuito - Equally distributed weight

Articolo	Codice	A	D	E	L			Kg
232-30	11302210 001	40	Ø30	3	84	24	20	4,40
232-40	11302215 001	58	Ø39	7,5	98	24	20	5,90

Art. 232 Vista A

Art. 232 Vista B

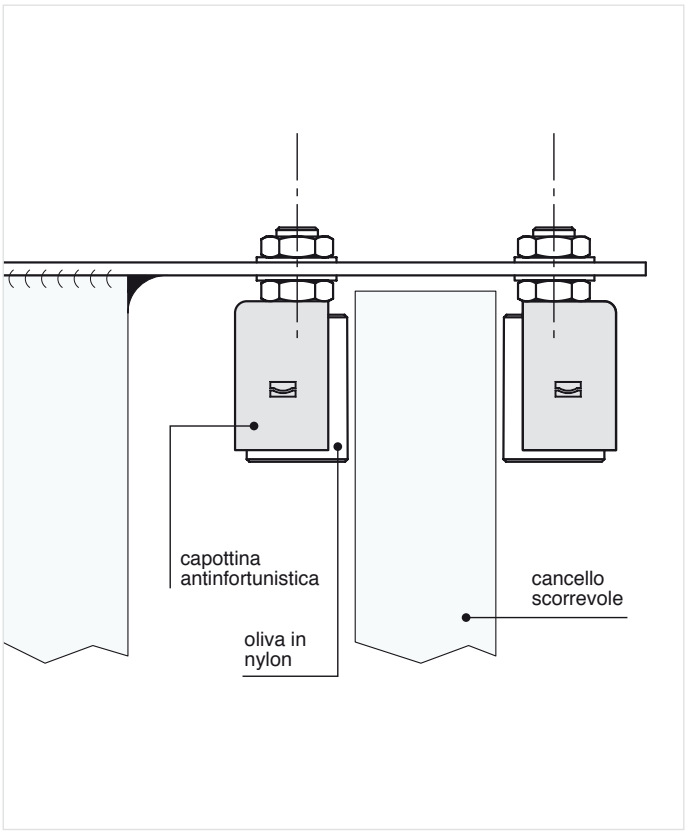

© Copyright Comunello

Oliva in nylon
Nylon roller
Rouleau en nylon
Nylon-Führungsrolle

235

SEZ A-A

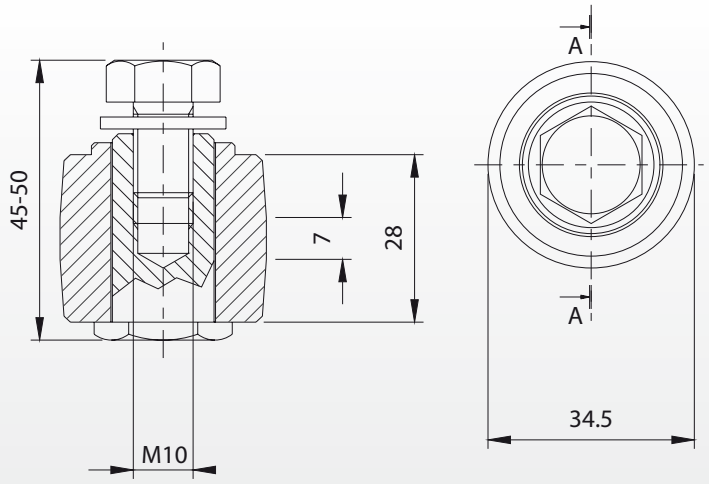

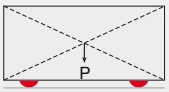

Peso uniformemente distribuito - Equally distributed weight

Articolo	Codice			Kg
235-35	11302005 001	17	20	2,00

Oliva in nylon
Nylon roller
Rouleau en nylon
Nylon-Führungsrolle

240

SEZ A-A

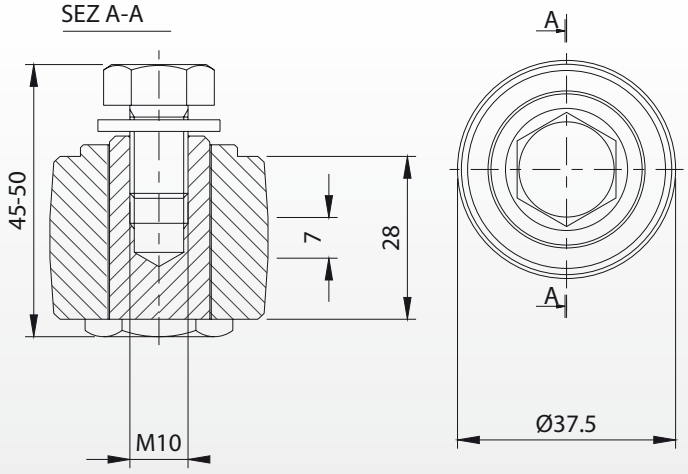

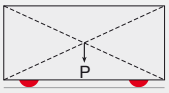

Peso uniformemente distribuito - Equally distributed weight

Articolo	Codice			Kg
240-37,5	11302010 001	17	20	2,40

© Copyright Comunello

242

Oliva conica in nylon

Nylon conical roller
Rouleau conique en nylon
Nylon-Führungsrolle mit konischem Verlauf

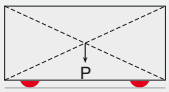

Peso uniformemente distribuito - Equally distributed weight

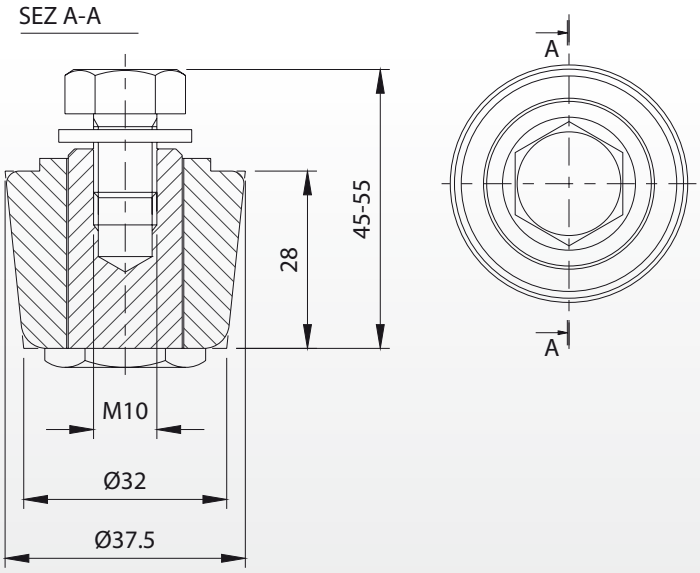

Articolo	Codice			Kg
242-37,5	11302505 001	17	20	2,30

243

Oliva a rullo in nylon

Nylon roller
Rouleau en nylon
Nylon-Führungsrolle

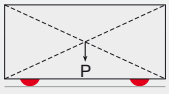

Peso uniformemente distribuito - Equally distributed weight

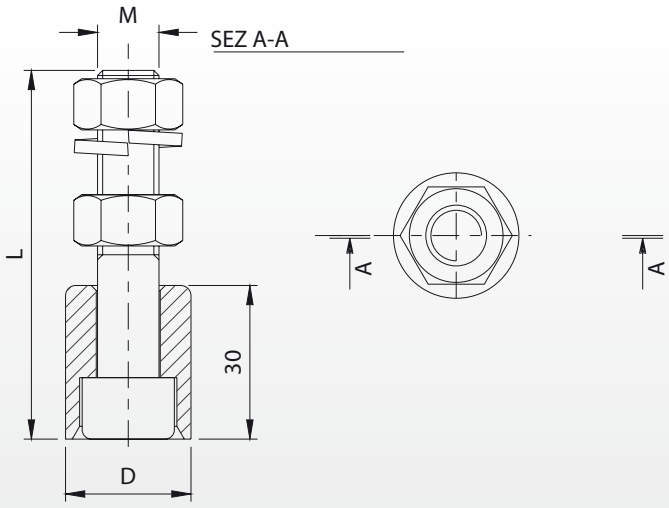

Articolo	Codice	D	L	M			Kg
243-25	11303005 001	Ø25	72	M12	19	20	2,30
243-30	11303010 001	Ø30	75	M14	22	20	3,30
243-40	11303015 001	Ø40	75	M14	22	20	3,60

© Copyright Comunello

Perno con cuscinetto
Pivot with bearing
Pivot avec roulement
Bolzen mit Kugellager

244

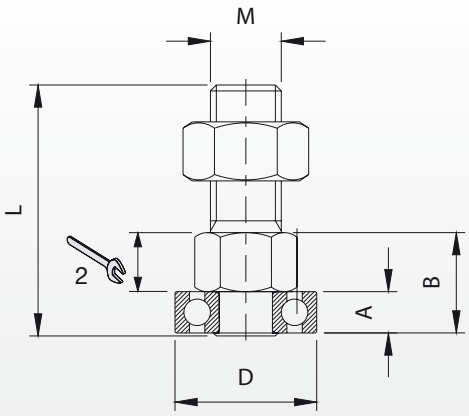

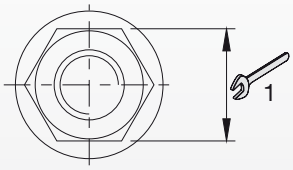

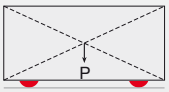

Peso uniformemente distribuito - Equally distributed weight

Articolo	Codice	A	B	D	L	M	1	2		Kg
244-25	11303505 001	7	19	Ø24	41	M12	19	15	20	1,30
244-30	11303510 001	9	22	Ø30	45	M14	22	17	20	2,10
244-40	11303515 001	12	24	Ø40	48	M14	22	19	20	3,20

Perno con cuscinetto
Pivot with bearing
Pivot avec roulement
Bolzen mit Kugellager

245

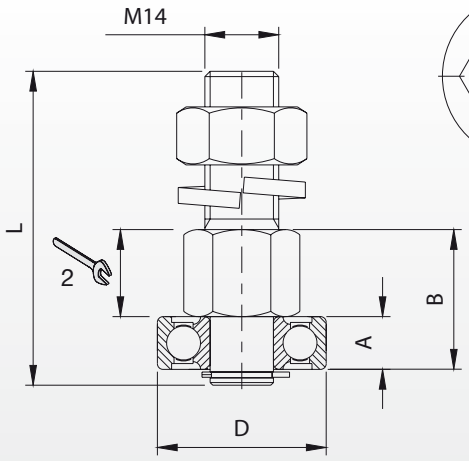

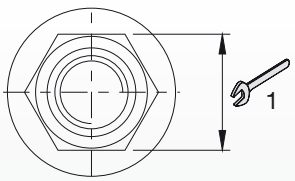

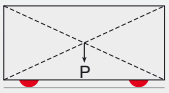

Peso uniformemente distribuito - Equally distributed weight

Articolo	Codice	A	B	D	L	1	2		Kg
245-32	11304005 001	10	30	Ø32	60	22	19	20	2,90
245-35	11304010 001	11	30	Ø35	61	22	19	20	3,30
245-42	11304015 001	13	33	Ø42	63	22	19	20	4,10

© Copyright Comunello

Piastra mini guida cancello

Small drive-gate plate
Petite platine guide-portail
Kleiner Fuehrungsbuegel

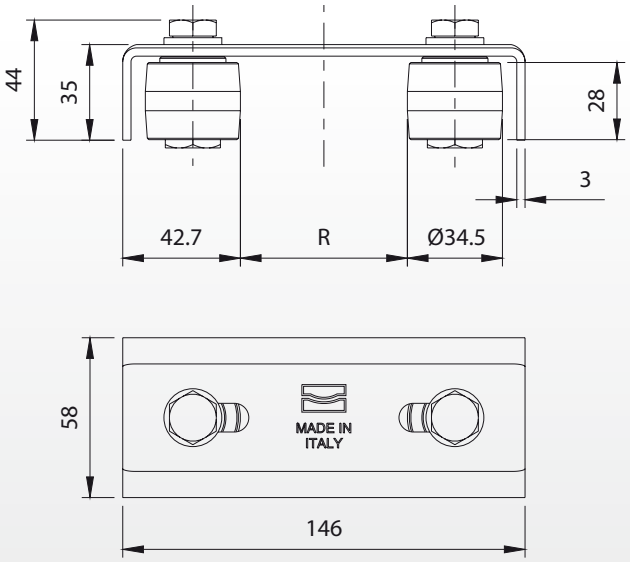

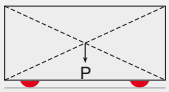

Peso uniformemente distribuito - Equally distributed weight

Articolo	Codice	R		Kg
247	11305005 001	30-60	20	9,40



Art. 247

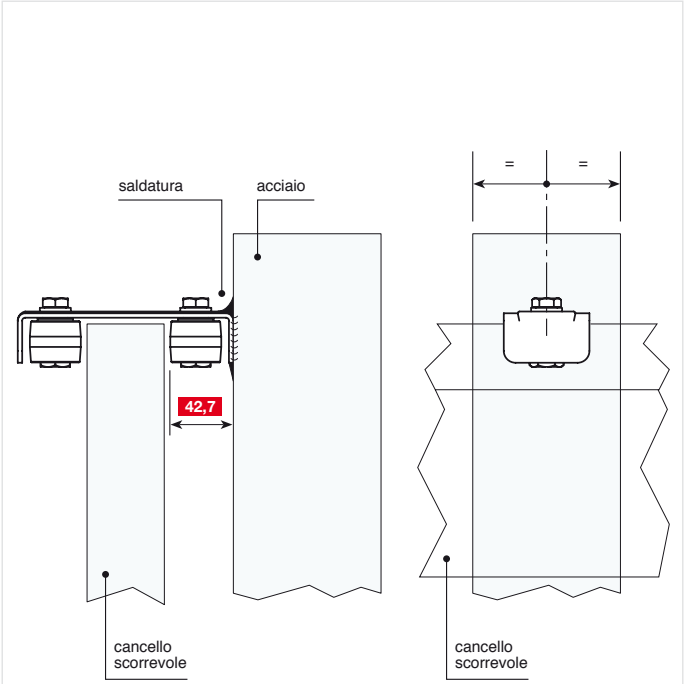

© Copyright Comunello

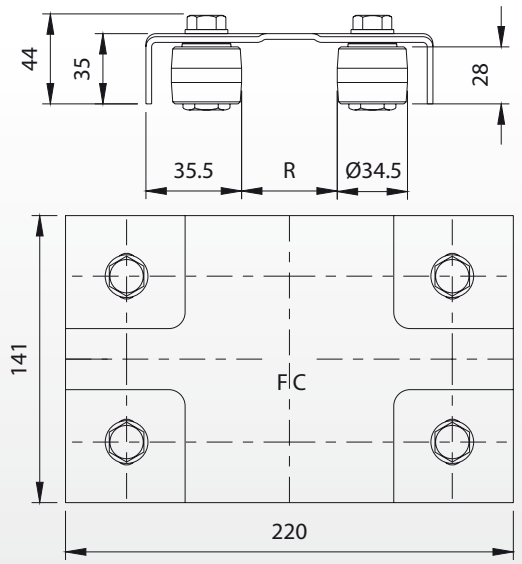

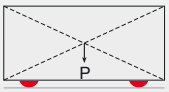

Peso uniformemente distribuito - Equally distributed weight

Articolo	Codice	R		Kg
250-220	11305505 001	30-60	10	12,5

Articolo	INOX	R		Kg
250I-220	11305605	30-60	1	1,30

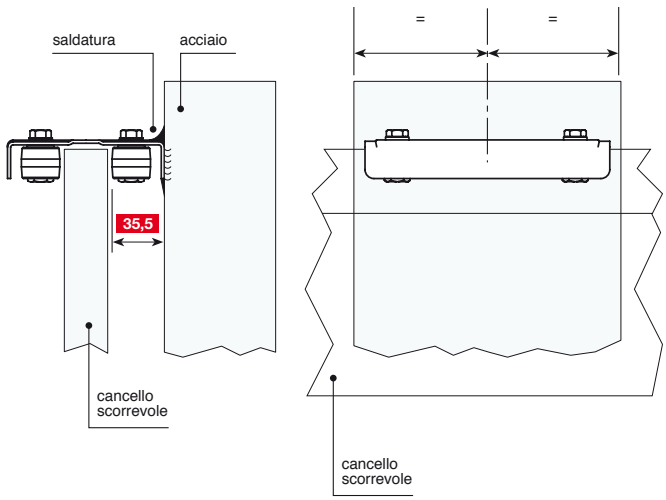



Art. 250-220



Art. 250I-220

© Copyright Comunello

Piastra guida cancello regolabile con staffe angolari

Adjustable drive-gate plate with angle-brackets
Platine guide-portail réglable avec plaques d'angle
Verstellbarer Torführungsbügel mit Eckhalterungen



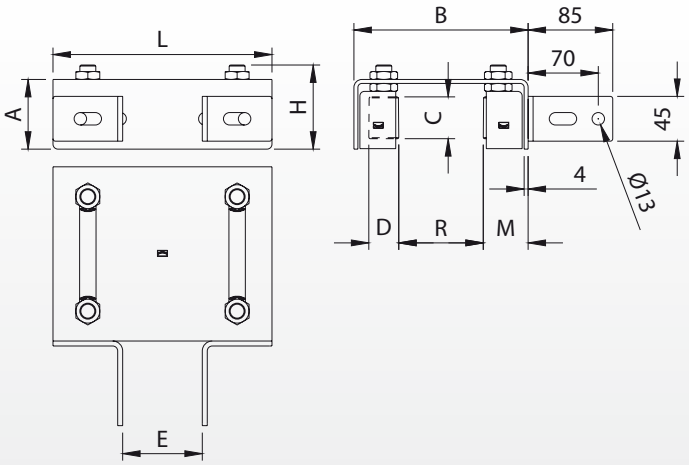

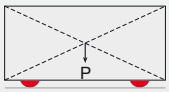

Peso uniformemente distribuito - Equally distributed weight

Articolo	Misura	Codice	A	B	C	D	E	H	L	M	R		Kg
251-220	Ø30	11305805 001	70	175	40	Ø30	80-120	85	220	45	0-80	4	10,80
251-300	Ø40	11305810 001	80	230	58	Ø40	80-120	102	300	52	0-120	2	7,50



Art. 251-220



Art. 251-300

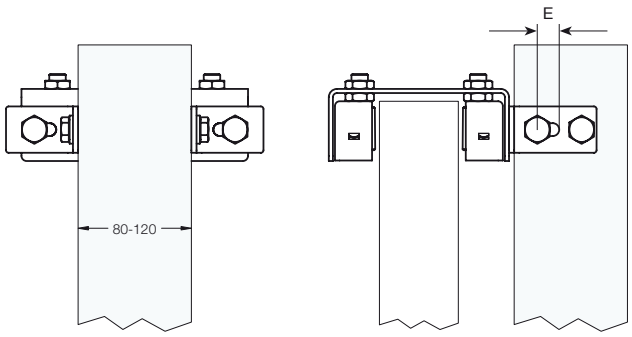

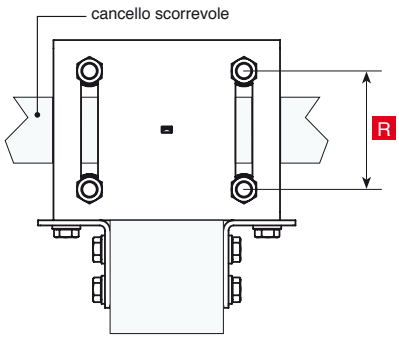

© Copyright Comunello

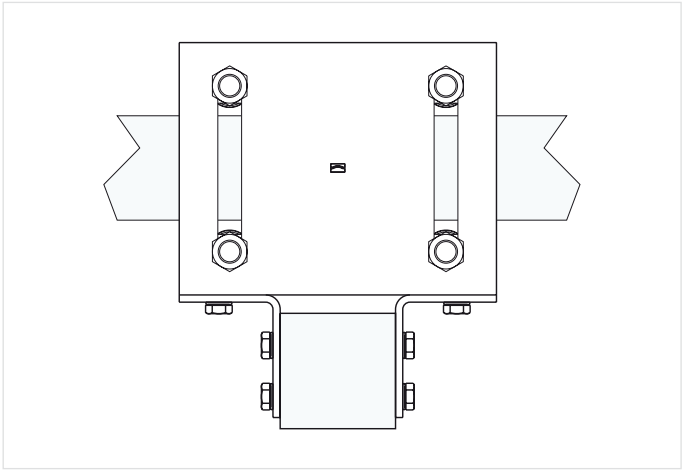

A

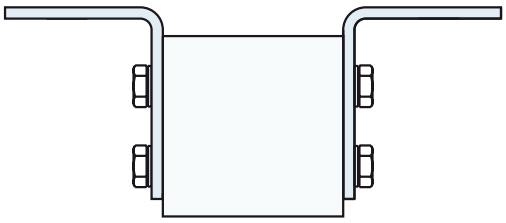

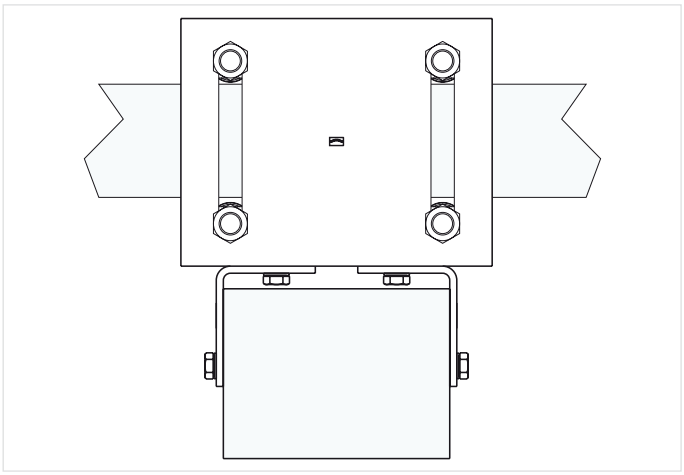

B

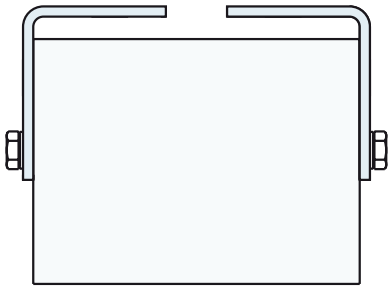

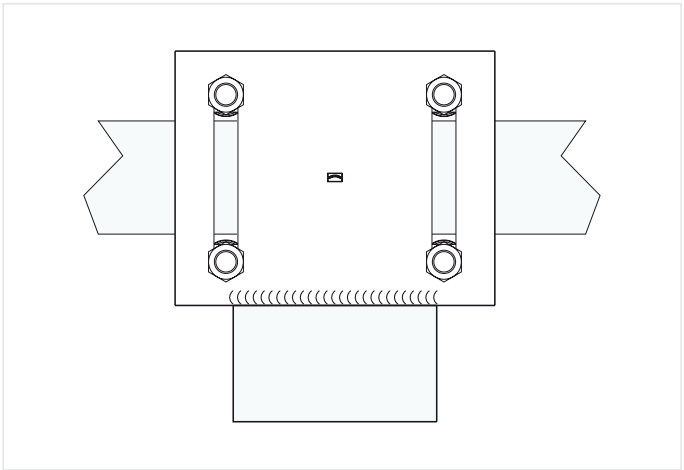

C

© Copyright Comunello

252

Piastra doppia regolazione a fissare per cancelli con doppia colonna

Double adjustment plate to be screwed for gates with 2 columns
Platine double réglage à visser pour portails avec 2 colonnes
Platte zum Anschrauben mit Doppelverstellung für Tore mit zwei Pfeiler



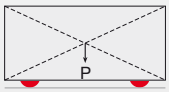

Peso uniformemente distribuito - Equally distributed weight

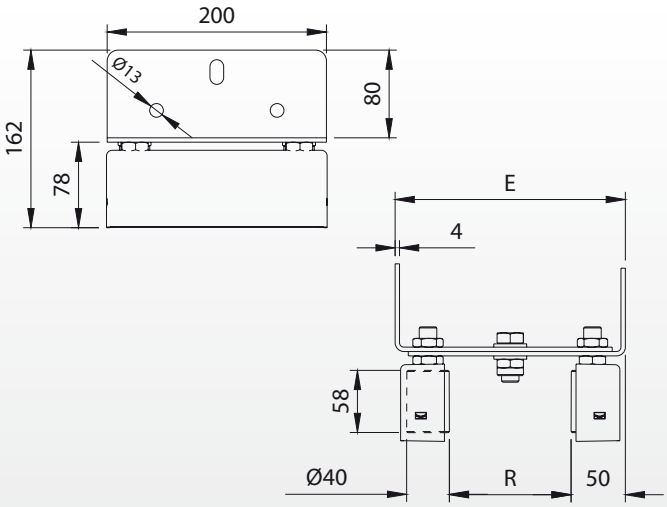

Articolo	Misura	Codice	E	R		Kg
252-200	Ø40	11306205 001	210-360	0-300	1	4,55

Art. 252 - Posizione 1



Art. 252 - Posizione 2



Art. 252 - Posizione 3

Art. 252 - Posizione 4

© Copyright Comunello

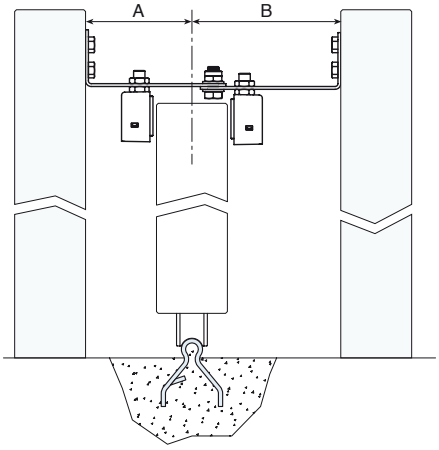

1

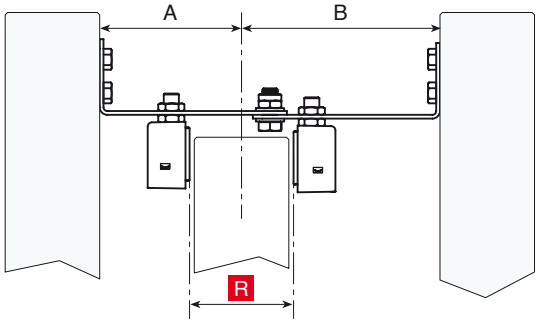

A < B

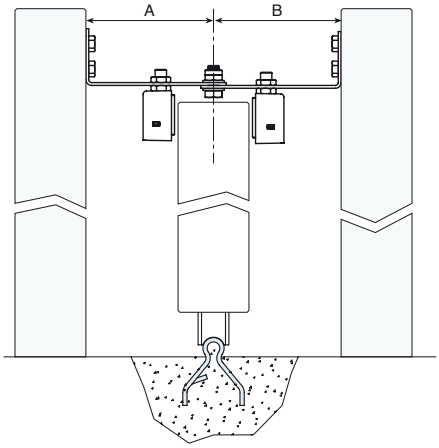

2

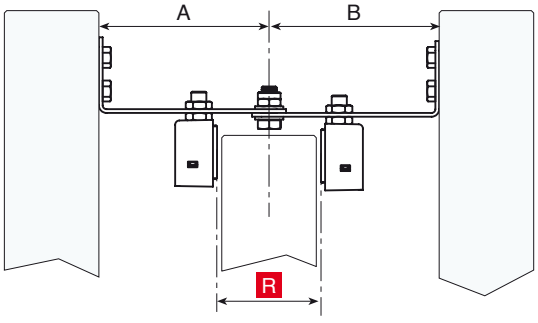

A = B

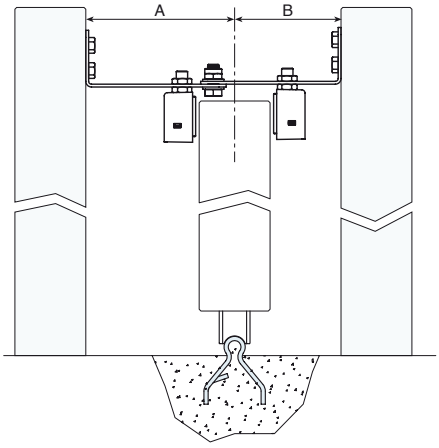

3

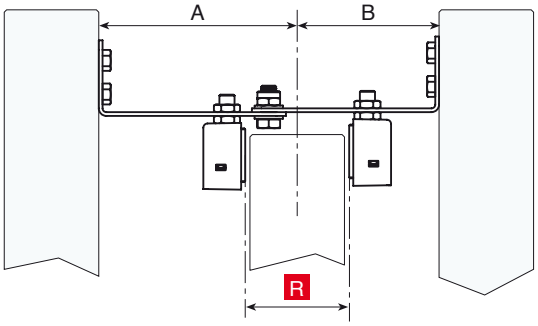

A > B

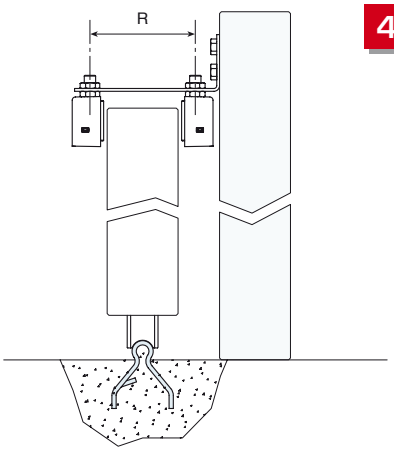

4

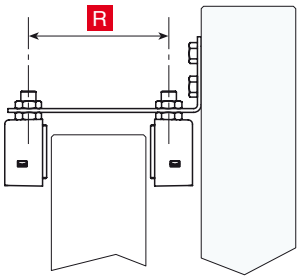

© Copyright Comunello

Maxi rullo in nylon a fissare

Big nylon-roller to be screwed
Rouleau en nylon grand à visser
Maxi-Walze aus Nylon zum Anschrauben

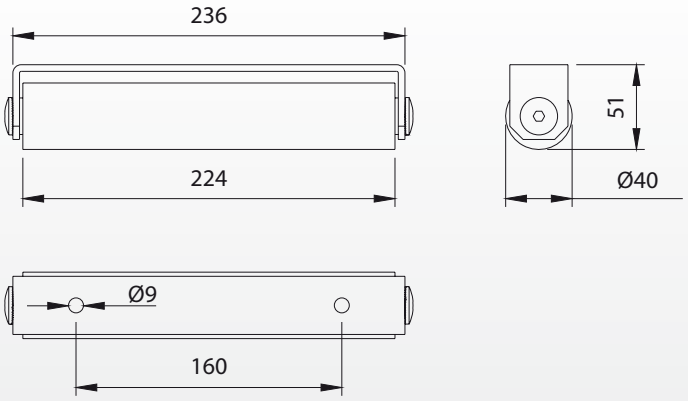

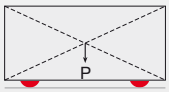

Peso uniformemente distribuito - Equally distributed weight

Articolo	Codice		Kg
253-40	11305701 001	3	3,00

Art. 253-Ø40

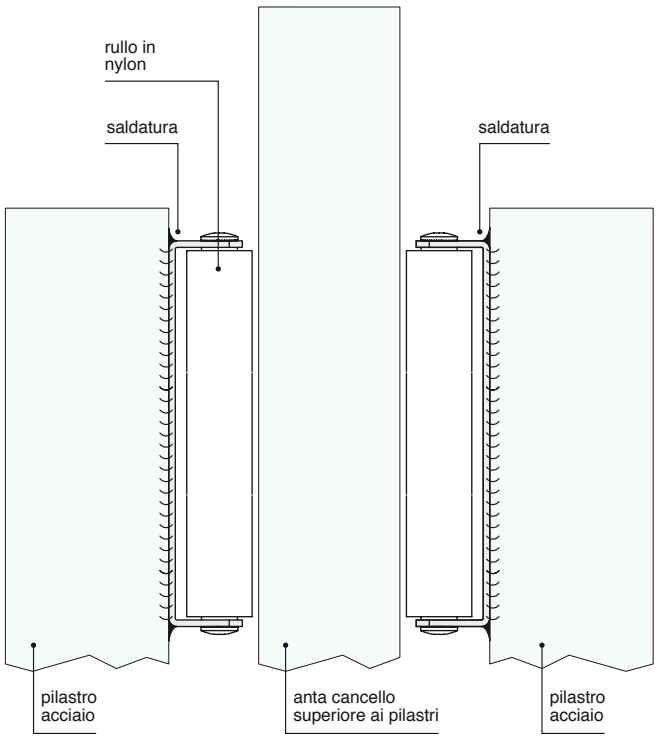

© Copyright Comunello

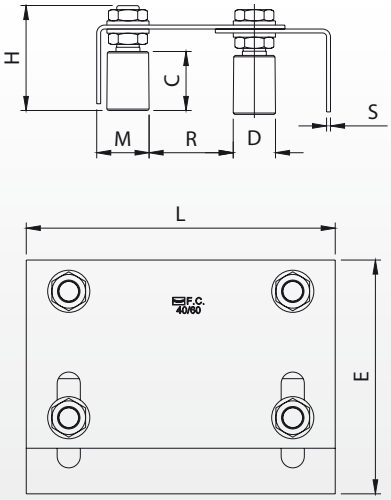



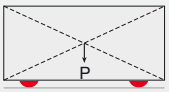

Peso uniformemente distribuito - Equally distributed weight

Articolo	Misura	Codice	C	D	E	H	L	M	R	S		Kg
255-220	Ø30	11306005 001	40	Ø30	135-175	74	220	38	35-62	3	10	22,70
255-350	Ø40	11306010 001	58	Ø39	176-222	98	350	47	62-85	4	5	27,90

Articolo	Misura	INOX	C	D	E	H	L	M	R	S		Kg
255I-220	Ø30	11306105	40	Ø30	135-175	74	220	38	35-62	2,5	1	2,30

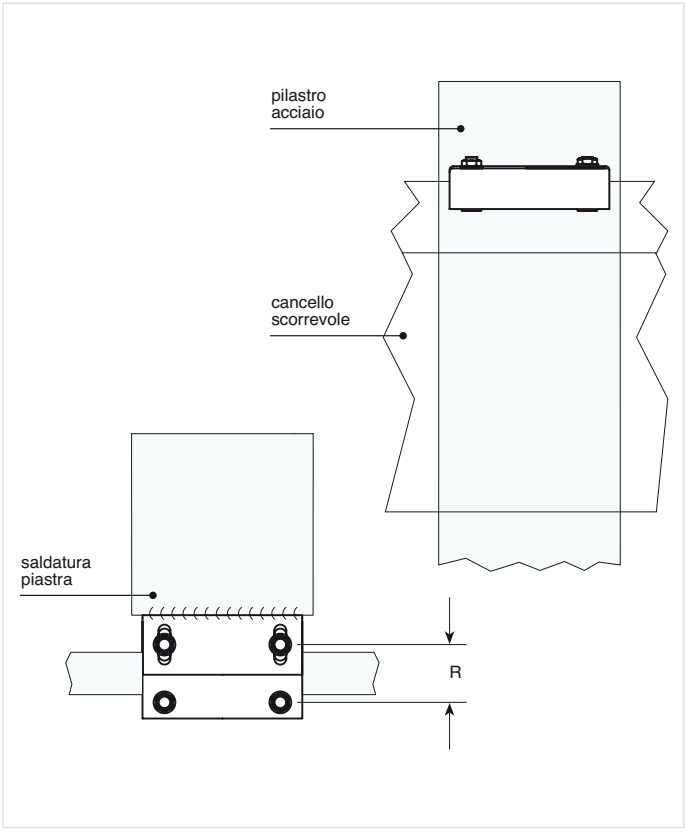



Art. 255



Art. 255I-220

© Copyright Comunello

Piastra guida cancello regolabile con ala lunga a fissare

Adjustable guiding plate for gates with long wing to be screwed
Platine guide-portail réglable avec aile longue à visser
Verstellbarer Torführungsbügel mit langem Flügel zum Anschrauben



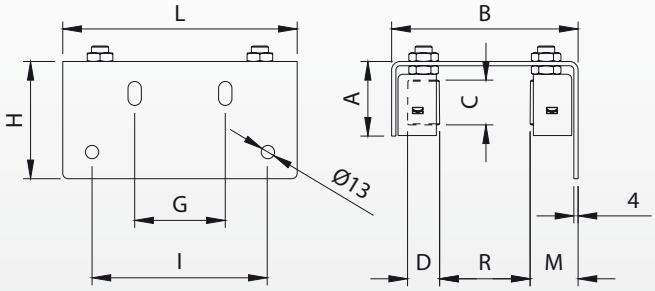

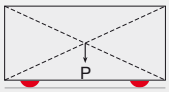

Peso uniformemente distribuito - Equally distributed weight

Articolo	Misura	Codice	A	B	C	D	G	H	I	L	M	R		Kg
256-220	Ø30	11305905 001	70	175	40	Ø30	85	110	165	220	45	0-80	4	11,60
256-300	Ø40	11305910 001	80	230	58	Ø40	150	150	230	300	52	0-120	2	9,10



ART. 256-220



Art. 256-300

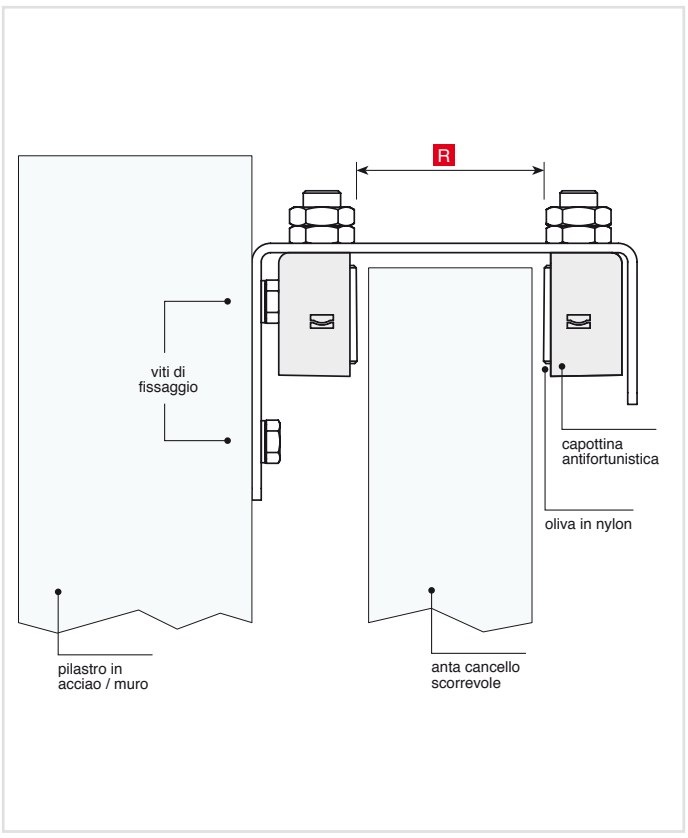

© Copyright Comunello

Piastra guida cancello regolabile gigante

Adjustable big plate for gates
Platine guide-portail réglable géante
Extra-grosser verstellbarer Torfuehrungsbuegel

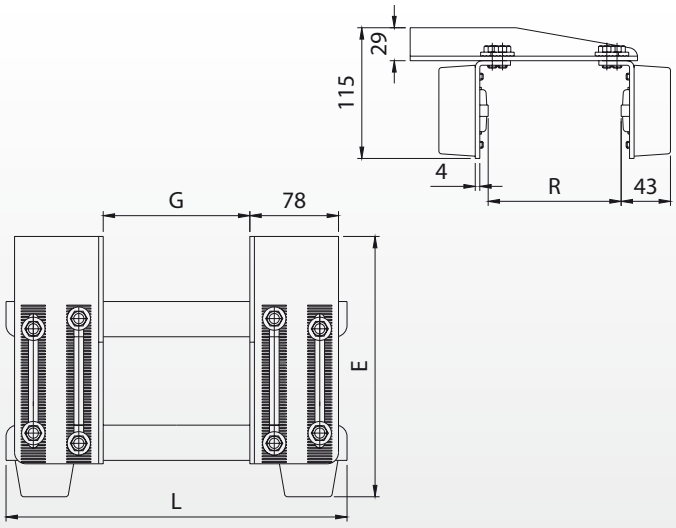

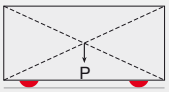

Peso uniformemente distribuito - Equally distributed weight

Articolo	Codice	E	G	L	R		Kg
257-300	11306510 001	112-229	129	300	0-117	4	16,00
257-400	11306515 001	112-229	229	400	0-117	4	18,50
257-500	11306520 001	112-229	329	500	0-117	4	21,50
257-600	11306525 001	112-229	429	600	0-117	4	24,00
257-700	11306530 001	112-229	529	700	0-117	4	27,00
257-800	11306535 001	112-229	629	800	0-117	4	29,60

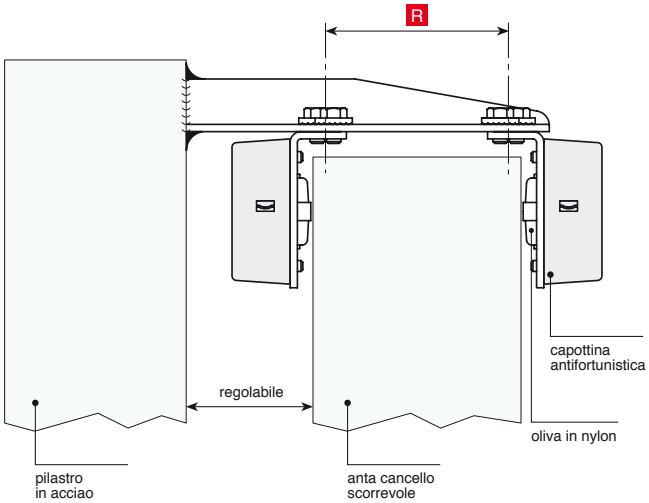



Art. 257

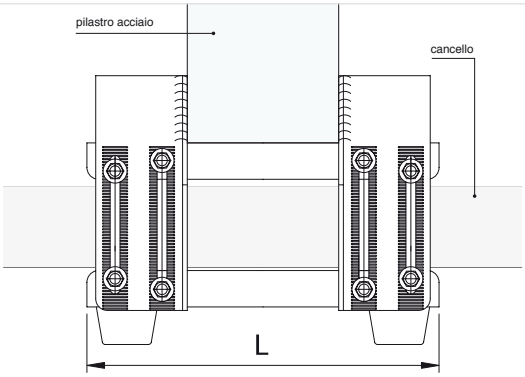

© Copyright Comunello

Comunello Professional®

Piastra guida cancello interna regolabile a fissare

Adjustable internal guiding plate for gates to be screwed
Platine guide-portail intérieur réglable à visser
Verstellbarer Innenführungsbügel für Tore zum Anschrauben



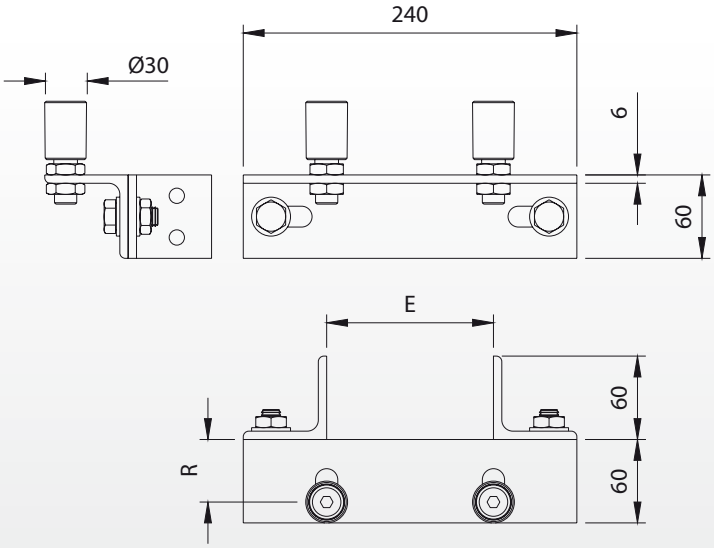

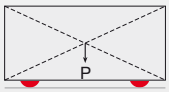

Peso uniformemente distribuito - Equally distributed weight

Articolo	Codice	E	R		Kg
258-30	11306405 001	80-120	30-45	6	14,40



Art. 258 - Posizione staffe 1



Art. 258 - Posizione staffe 2

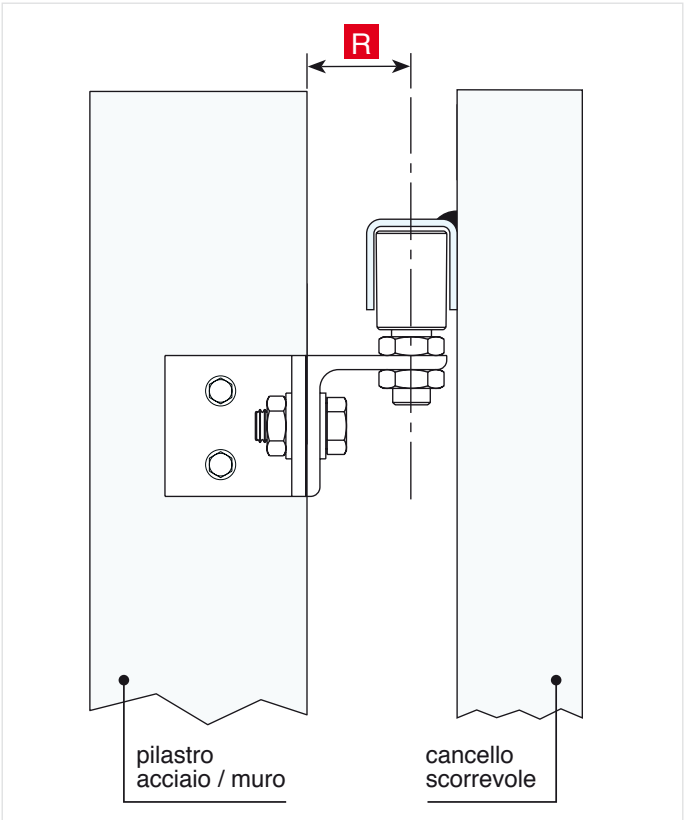

© Copyright Comunello

Piastra superiore guida cancello interna regolabile a fissare

Upper adjustable internal guiding plate for gates to be screwed
Platine supérieur guide-portail intérieur réglable à visser
Obere Verstellbarer Innenführungsbügel für Tore zum Anschrauben

CG-253

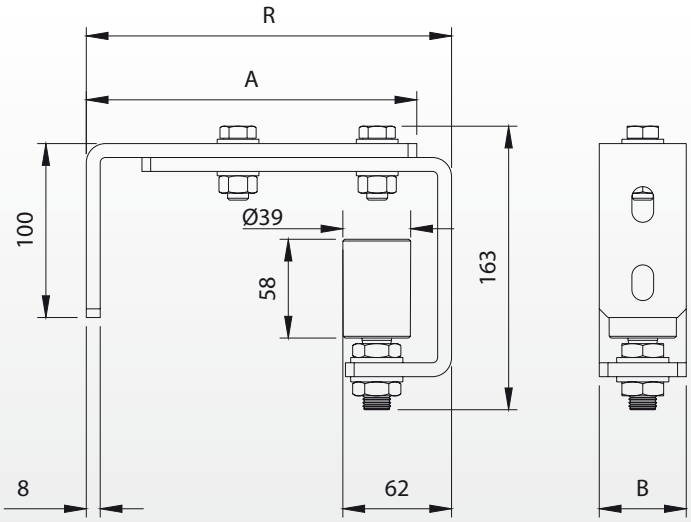



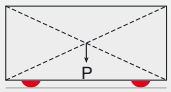

Peso uniformemente distribuito - Equally distributed weight

Articolo	Misura	Codice	A	B	R		Kg
CG-253MICRO	micro	11310200 001	128	45	155-180	2	3,30
CG-253M	mini	11310201 001	165	50	165-185	2	4,00
CG-253P	piccolo	11310202 001	190	50	185-215	2	4,20
CG-253G	grande	11310203 001	205	50	210-250	2	4,40

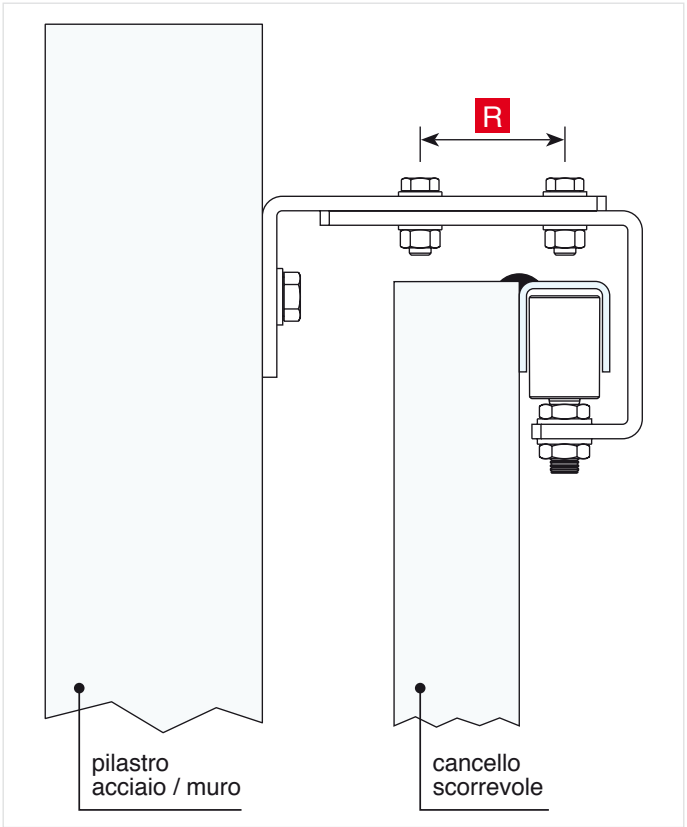



Art. CG-253M - Art. CG-253P



Art. CG-253G

© Copyright Comunello

CG-30

Incontro regolabile per cancelli a fissare

Adjustable end cup to be screwed for gates
Butée réglable à visser pour portails
Verstellbarer Auflageschuh für Tore zum Anschrauben

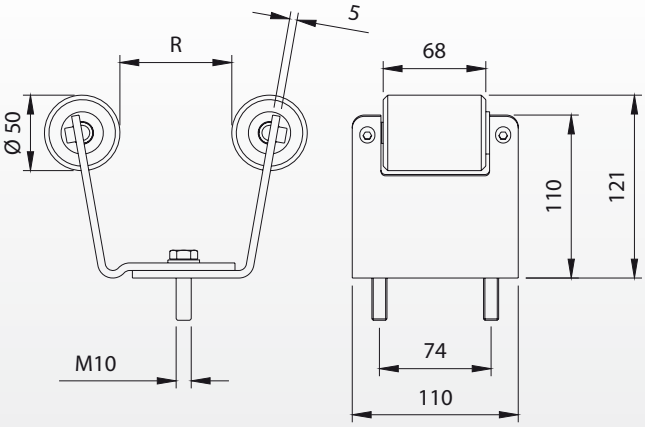

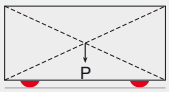

Peso uniformemente distribuito - Equally distributed weight

Articolo	Misura	Codice	R		Kg
CG-30M	mini	10707601 001	53-76	1	1,60
CG-30P	piccolo	10707605 001	86-114	1	1,90
CG-30G	grande	10707610 001	103-150	1	2,30



Art. CG-30

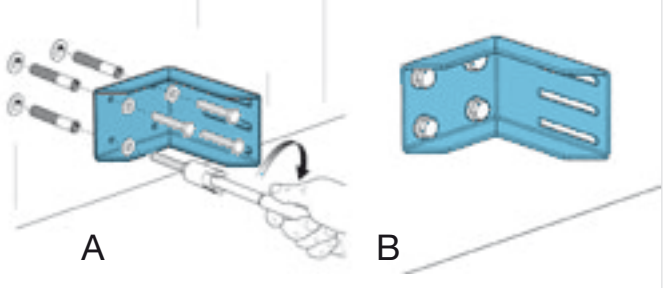

Art. CG-15 Staffa regolabile

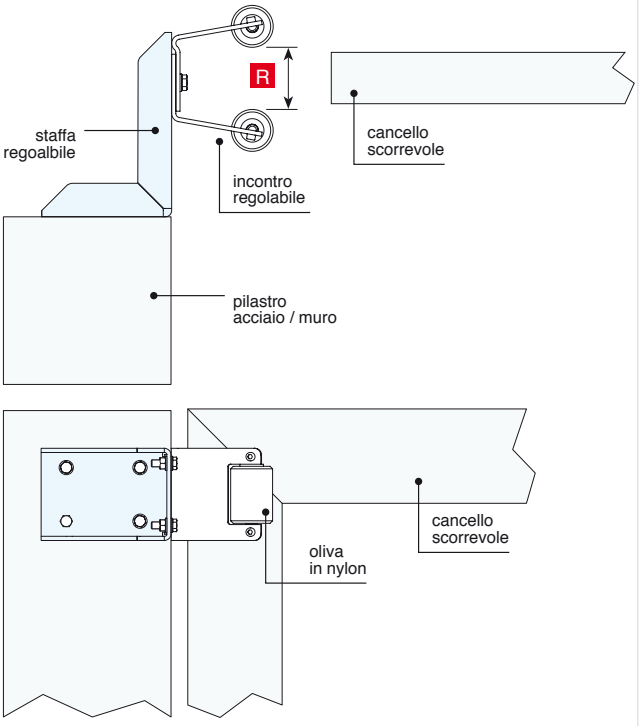

© Copyright Comunello

Supporto antideragliamento regolabile per cancelli

Adjustable support against derailment for gates
Support réglable anti-déraillement pour portails
Verstellbares Lager für Tore gegen Entgleisung

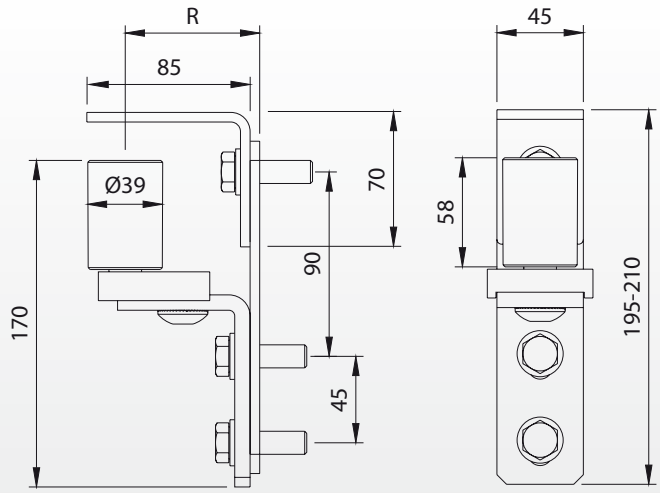

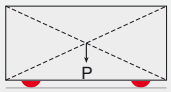

Peso uniformemente distribuito - Equally distributed weight

Art.	Codice	R		Kg
259-40	11306201 001	60-90	4	3,60

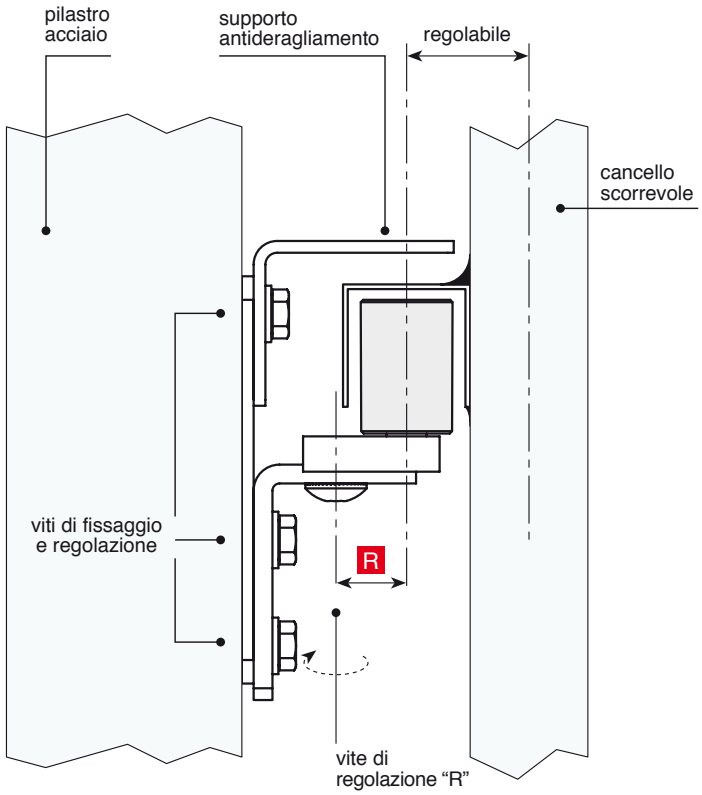

© Copyright Comunello

Comunello Professional®

260 - 260 inox

Cremagliera quadra 22x22

Square rack 22x2
Crémaillère carrée
Viereckige Zahnstange 22x22



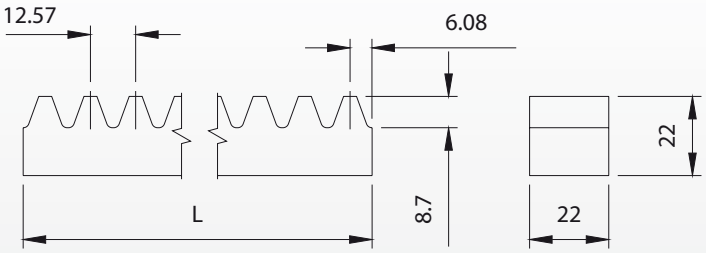

Modulo m=4

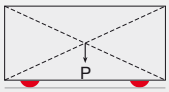

Peso uniformemente distribuito - Equally distributed weight

Articolo	Misura	Codice	L		Kg
260-22x22	L=1000	11400505 001	1000	1	3,10
260-22x22	L=2000	11400510 001	2000	1	6,20
260-22x22	L=1000	11400505	1000	1	3,10
260-22x22	L=2000	11400510	2000	1	6,20

Articolo	Misura	INOX	L		Kg
260I-22x22	L=2000	11400610	2000	1	6,50



Art. 260-22x22

Art. 260I-22x22

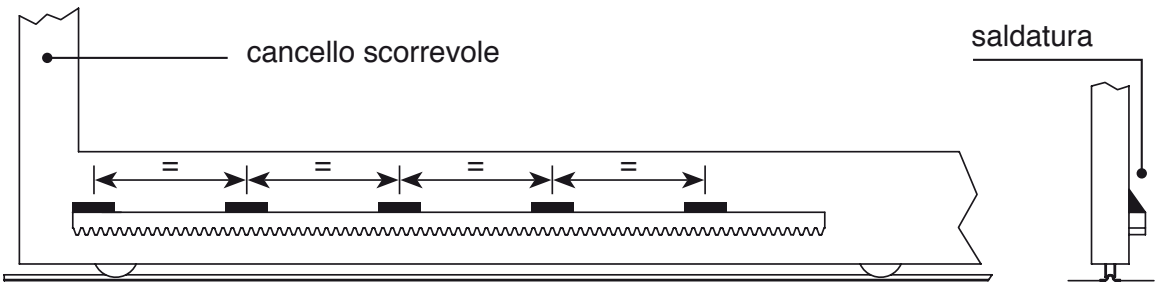

© Copyright Comunello

Cremagliera rettangolare con fori 30x8 – 30x12

Rectangular rack 30x8-30x12 with holes
Crémaillère rectangulaire
Rechteckige Zahnstange 30x8-30x12 mit Bohrungen

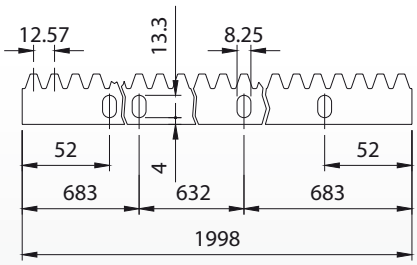

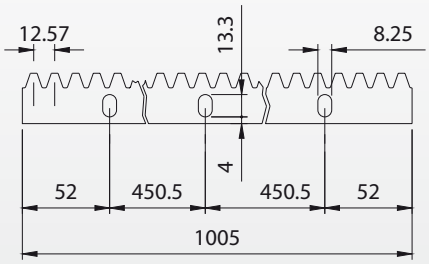

Modulo m=4



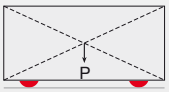

Peso uniformemente distribuito - Equally distributed weight

Articolo	Misura	Codice	L		Kg
262-30x8	L=1000	11401205 001	1000	1	1,60
262-30x12	L=1000	11401005 001	1000	1	2,40
262-30x12	L=2000	11401010 001	2000	1	4,90

Articolo	Misura	INOX	L		Kg
262I-30x12	L=1000	11401105	1000	1	2,40



Art. 262



Art. 262I

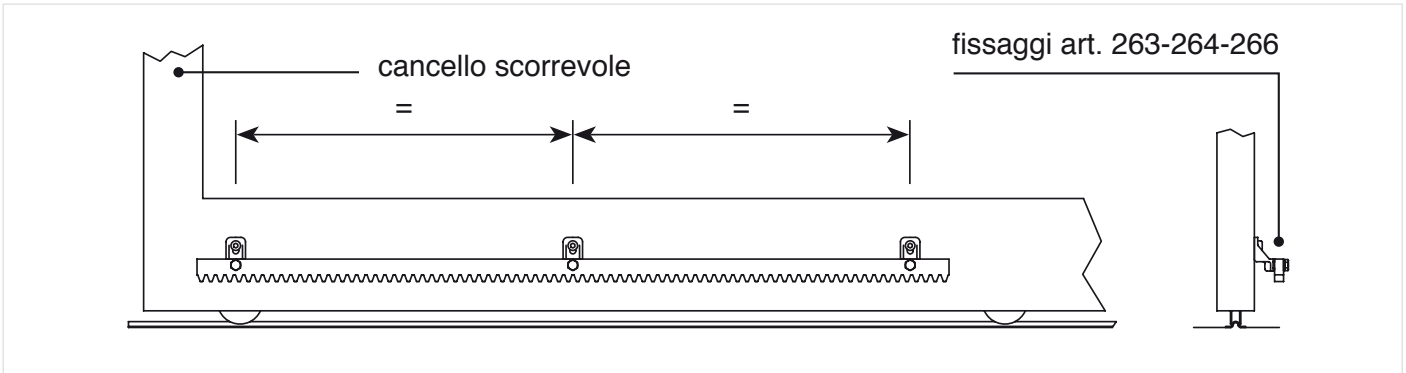

© Copyright Comunello

Comunello Professional®

Cremagliera in nylon e corpo in acciaio

Nylon-rack with steel body
Crémaillère en nylon avec corps en acier
Nylon-Zahnstange mit Stahlkörper

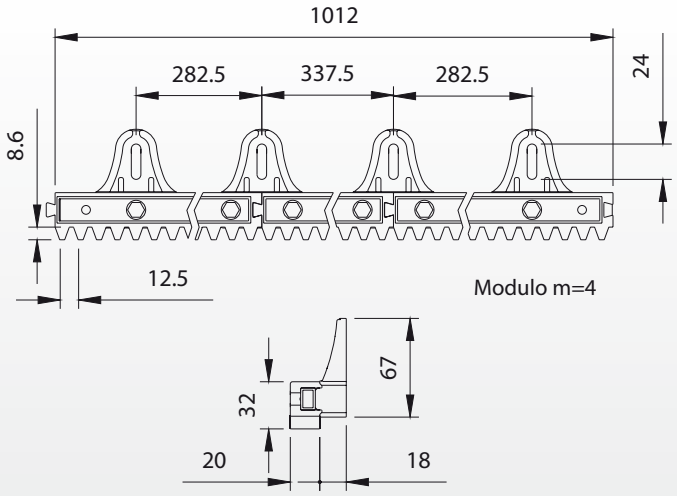

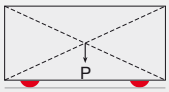

Peso uniformemente distribuito - Equally distributed weight

Articolo	Misura	Codice		Kg
261-32x20	L=1000	11400101	1	1,10

Art. 261



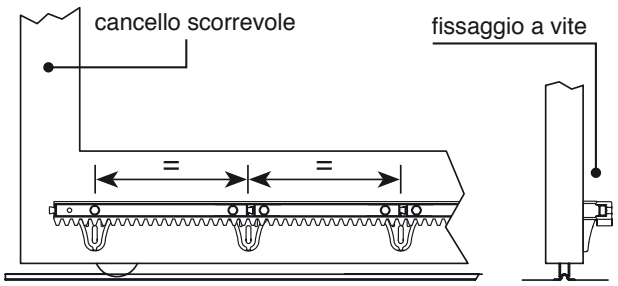



© Copyright Comunello

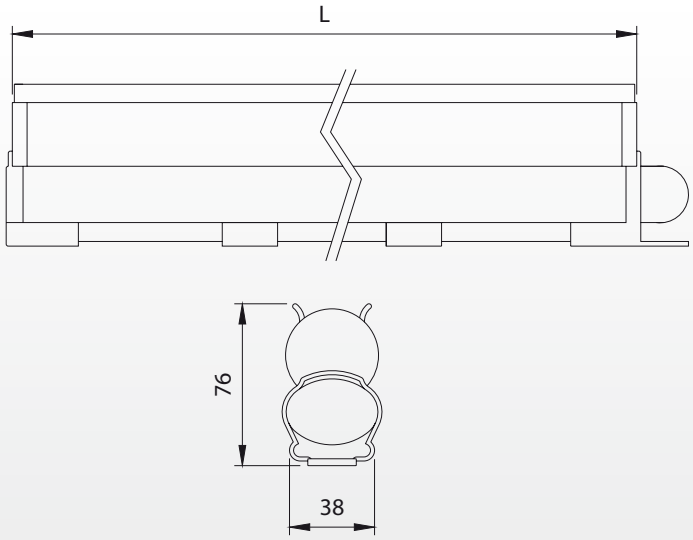

Barra per motori con ingresso integrato per resistenza 8,2 K
To be used for motors with integral entry for 8,2k resistence
A utiliser pour moteurs avec entrée intégrée pour une résistance de 8,2K
Zu verwenden fuer Motore mit eingebautem Eingang fuer 8,2 K Wiederstand

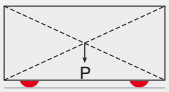

Peso uniformemente distribuito - Equally distributed weight

Articolo	Misura	Codice	L		Kg
269	L=1200	10200101	1200	2	3,30
269	L=1400	10200102	1400	2	3,80
269	L=1600	10200103	1600	2	4,15
269	L=1800	10200104	1800	2	4,80
269	L=2000	10200105	2000	2	5,20
269	L=2300	10200106	2300	2	6,30
269	L=2500	10200107	2500	2	6,40

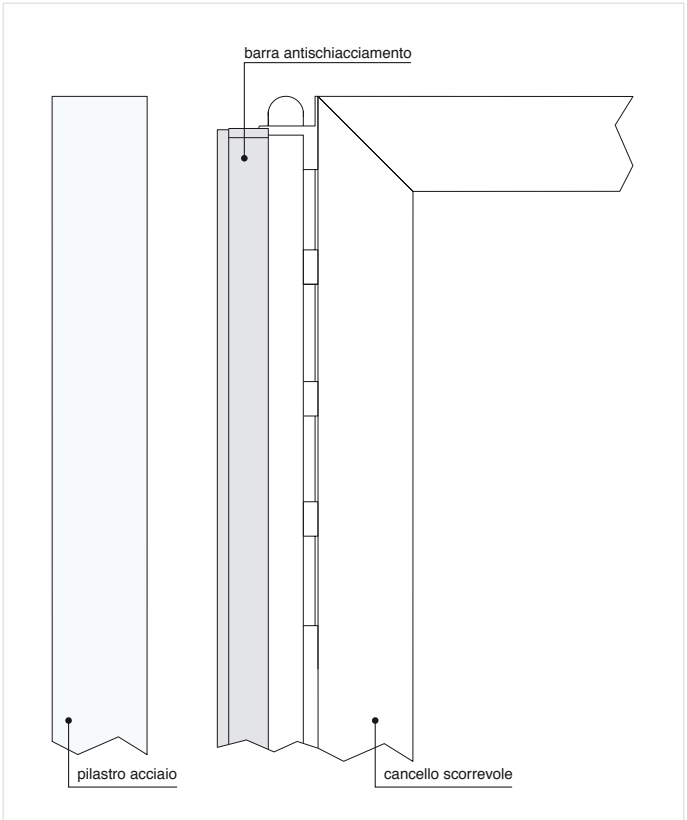

Art. 269

© Copyright Comunello

263 - 264 - 266

Attacchi e distanziali per cremagliere

Supports and fixing-units for racks
Attaches et entretoises pour crémaillères
Distanzstueck für Zahnstangen

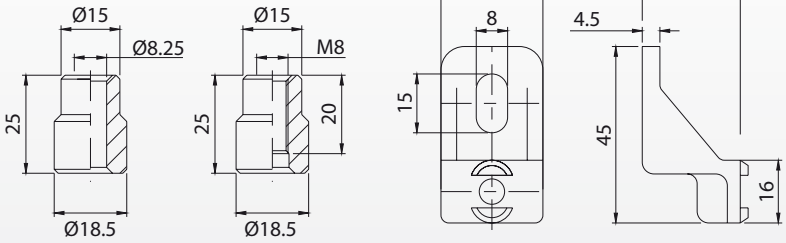

263 264 266

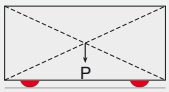

Peso uniformemente distribuito - Equally distributed weight

Articolo	Codice		Kg
263	11401710 001	30	2,00
264	11401505 001	30	1,50
266	11402505 001	30	2,10

Articolo	INOX		Kg
264I	11401905	15	1,50

1

Art. 263 (distanziale con foro passante)

2

Art. 264 (attacco a saldare)

3

INOX

Art. 264I (attacco a saldare)

4

Art. 266 (distanziale in zama da avvitare)

© Copyright Comunello

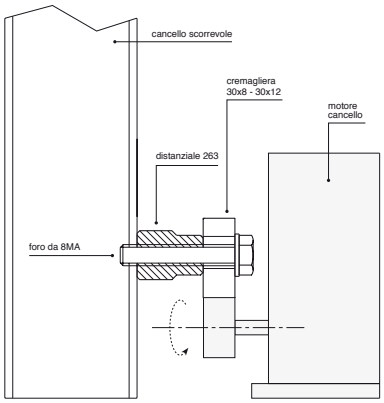

1

263

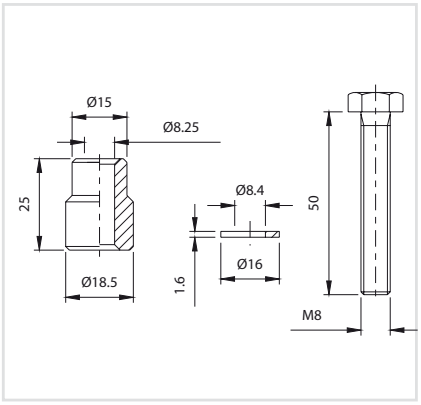

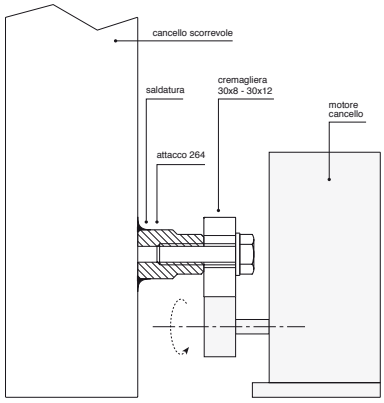

2

264

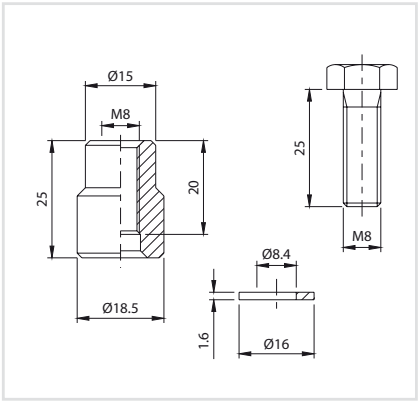

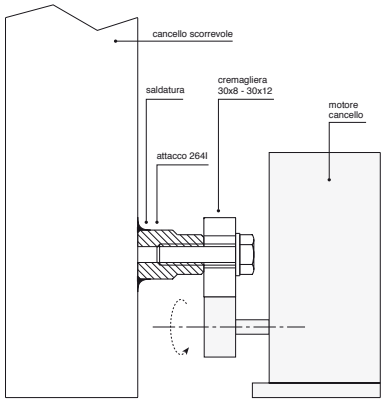

3

264 INOX

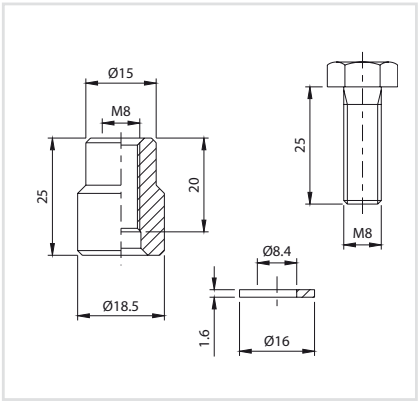

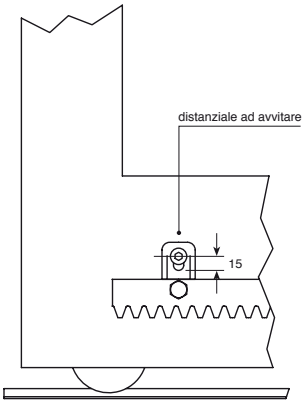

4

266 in zama

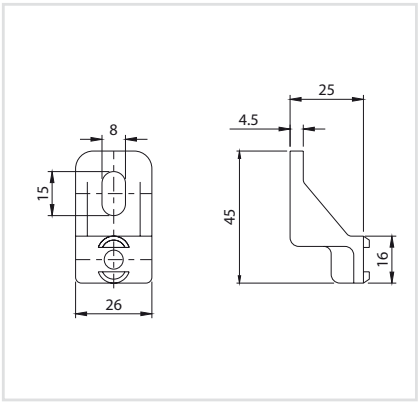

© Copyright Comunello

Cremagliera anti intrusione

Antitheft rack
Crémaillère antivol
Zackenleiste

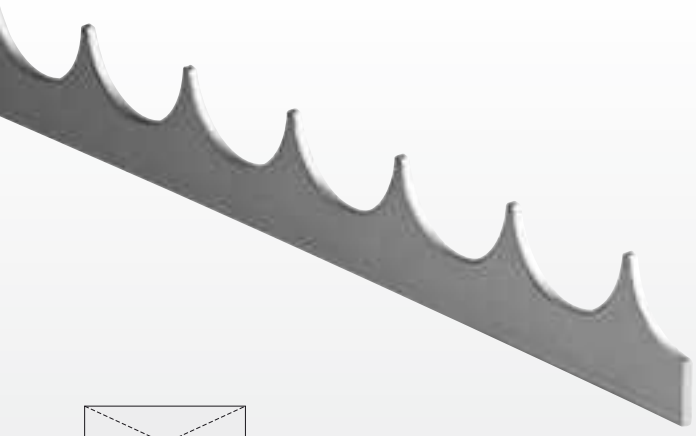

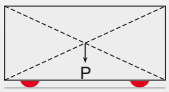

Peso uniformemente distribuito - Equally distributed weight

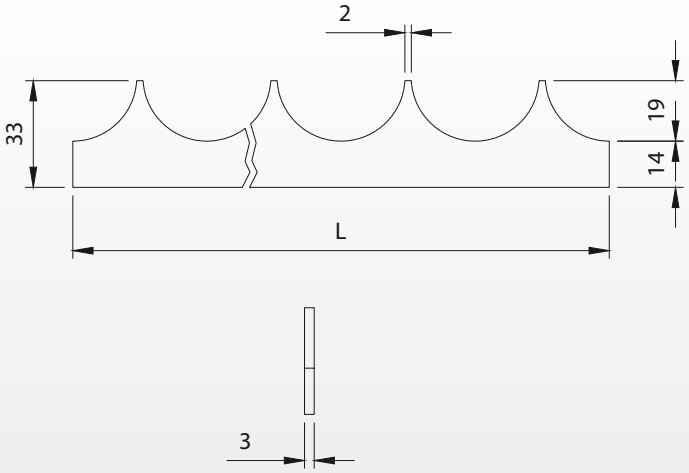

Articolo	Misura	Codice	L		Kg
265	L=2000	11402001	2000	10	8,40
265	L=3000	11402005	3000	10	13,40



Art. 265

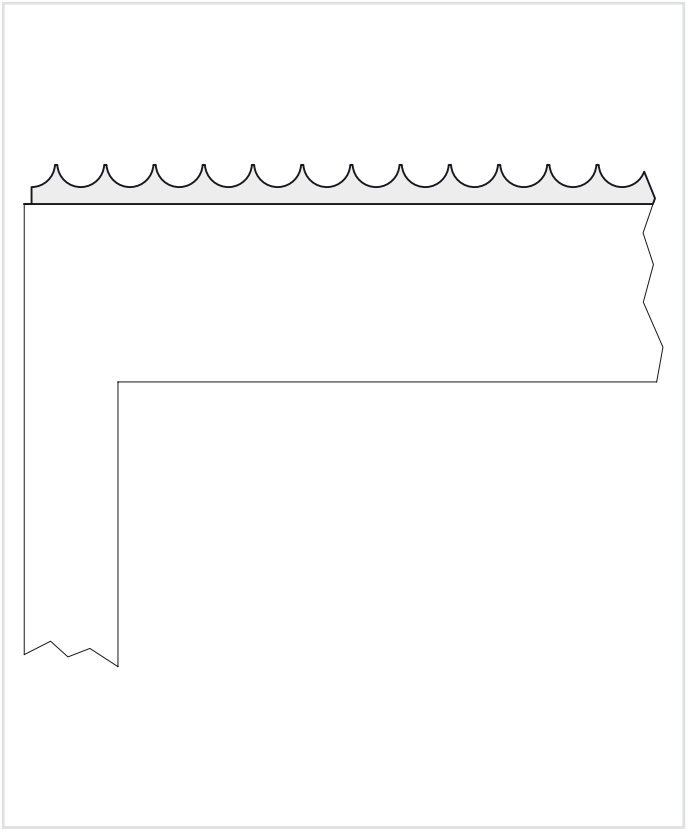

© Copyright Comunello

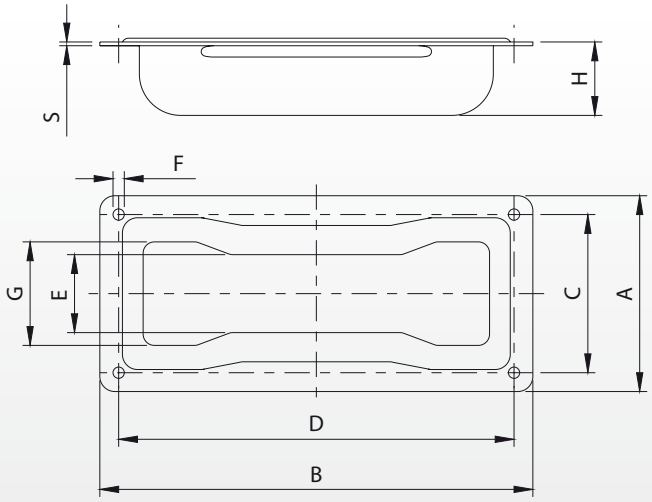

Articolo	Codice	A	B	C	D	E	F	G	H	S		Kg
270P	10902005 001	52	115	42	105	20	Ø3	27	20	1	30	2,50
270G	10902010 001	90	200	76	186	35	Ø5	47	20	1,2	30	7,30

Articolo	**INOX**	A	B	C	D	E	F	G	H	S		Kg
270I-P	10902505	52	115	42	105	20	Ø3	27	20	1	4	0,34
270I-G	10902510	90	200	76	186	35	Ø5	47	20	1,2	4	1,10

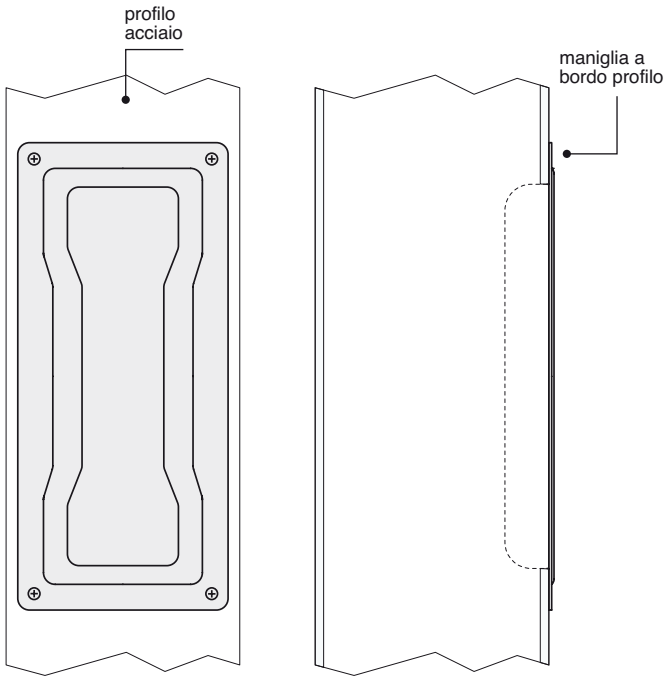

Art. 270

Art. 270I

© Copyright Comunello

Maniglia ad incasso con leva

Flush-mounted handle with lever
Poignée à encaisser avec levier
Muschelgriff mit Triebriegel

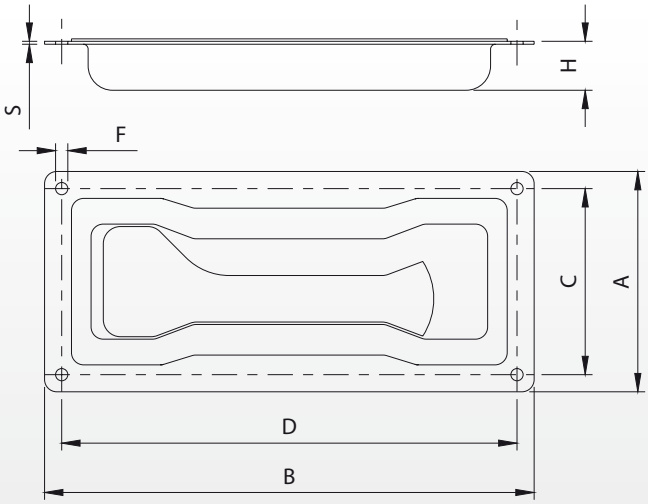

Articolo	Codice	A	B	C	D	F	H	S		Kg
272	10903005 001	90	200	76	186	Ø5	20	1,2	30	11,40

Art. 272

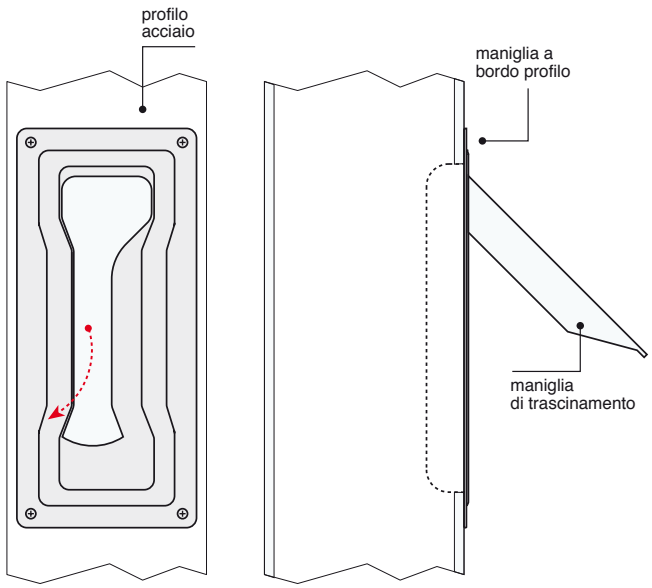

© Copyright Comunello

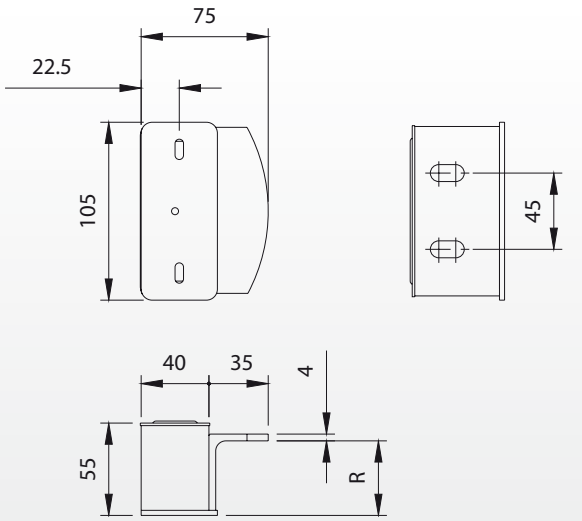



Peso uniformemente distribuito - Equally distributed weight

Articolo	Codice	R		Kg
275	10702005 001	40-50	4	2,90

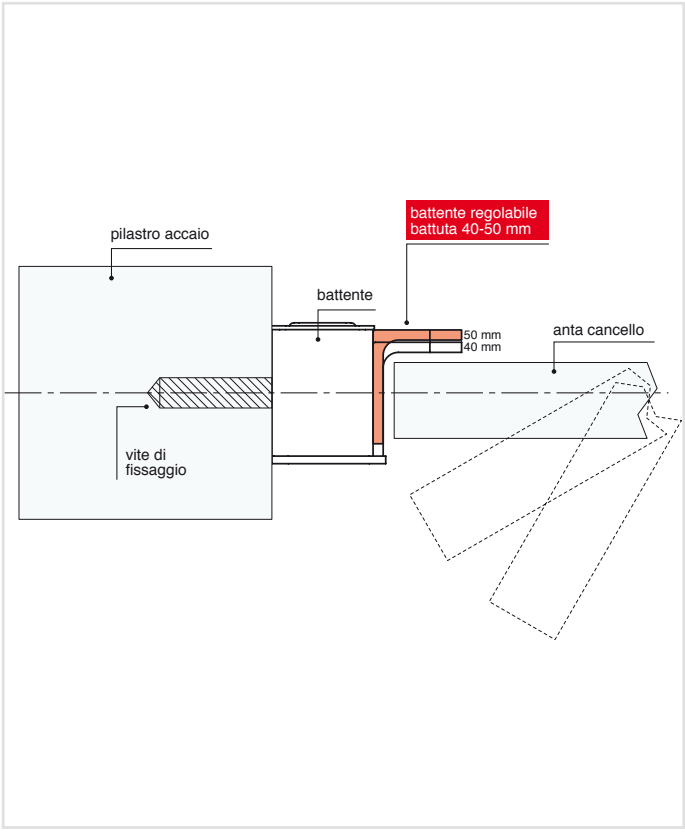



Art. 275

© Copyright Comunello

275 PST

Battente porta incontro regolabile a fissare

Adjustable batten to be screwed
Battant réglable à visser
Verstellbares Schließblech zum Anschrauben

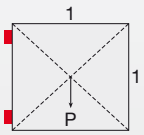

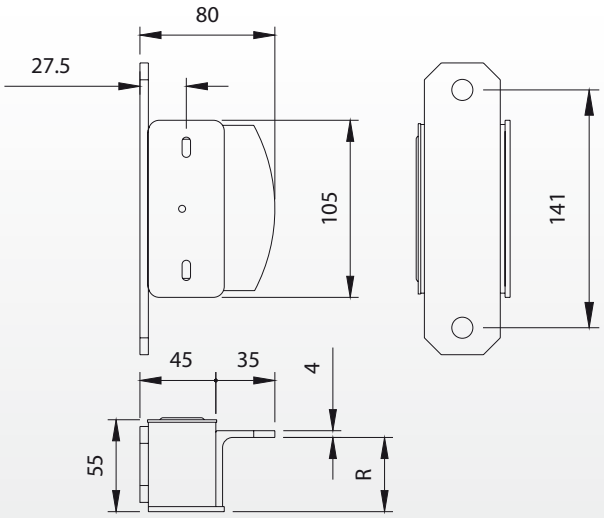

Peso uniformemente distribuito - Equally distributed weight

Articolo	Codice	R		Kg
275PST	10701301 001	40-50	4	3,90

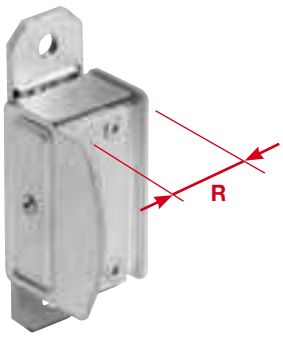

Art. 275PST

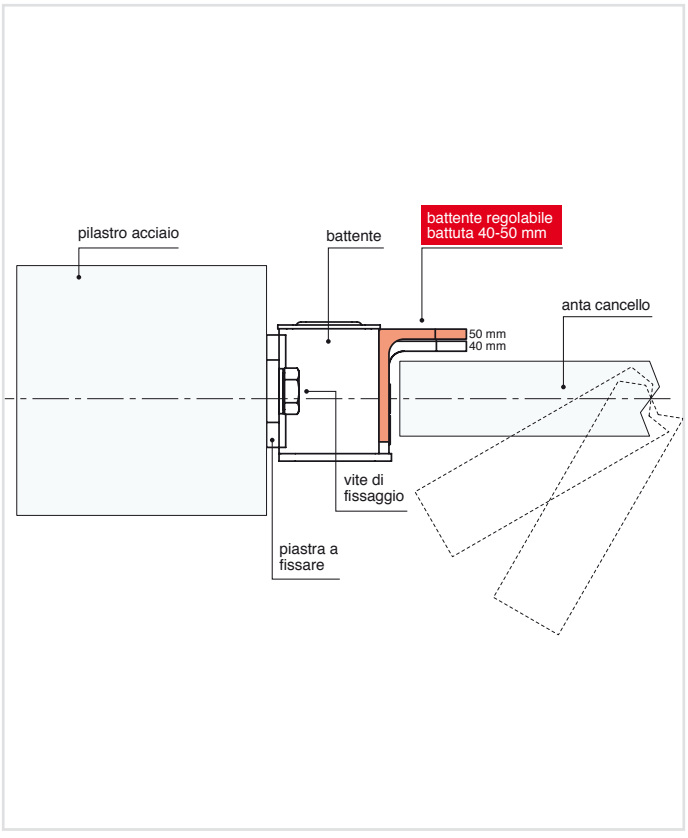

© Copyright Comunello

Battente porta incontro regolabile a fissare con tappi ammortizzatori

Adjustable batten to be screwed with shock absorber cups
Battant réglable à visser avec bouchons amortisseurs
Verstellbares Schließblech zum Anschrauben mit Schlussdämpfern

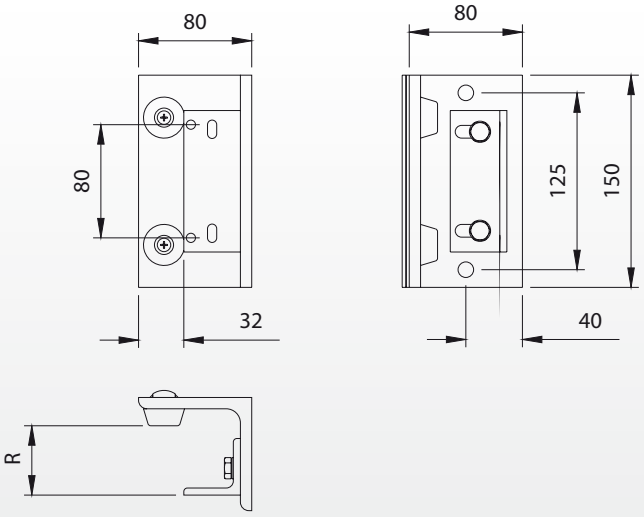



Peso uniformemente distribuito - Equally distributed weight

Articolo	Codice	R		Kg
276	10701401 001	50-70	4	7,20

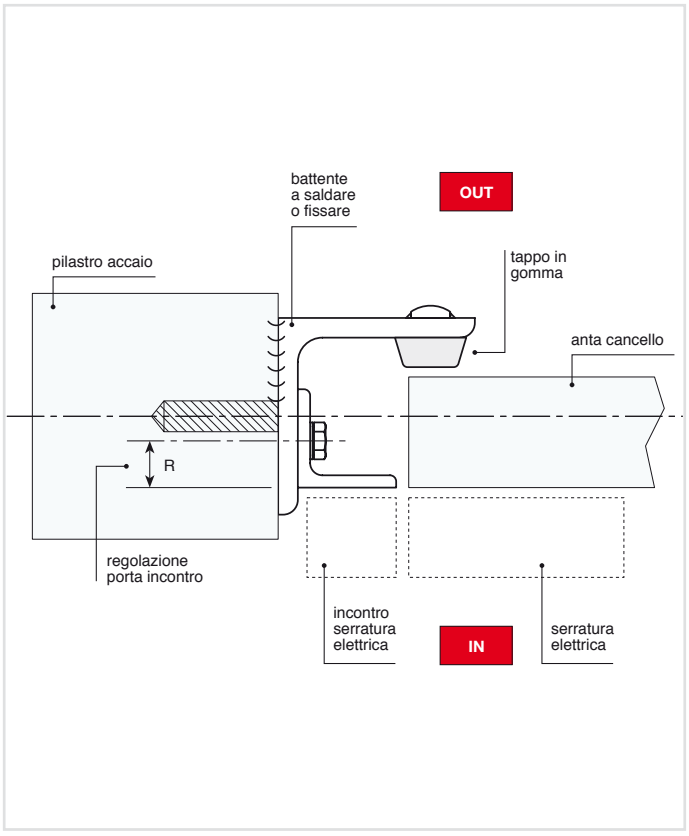



Art. 276

Art. 276

© Copyright Comunello

Comunello Professional®

280

Puntale quadro
Square end
Embout carré
Viereckige Spitze

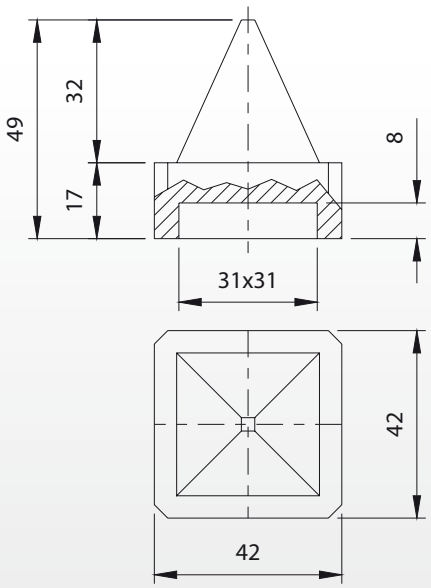

Articolo	Codice		Kg
280-30x30	10811505	10	2,60

282

Cardine “Giuliano”
Hinge “Giuliano”
Gond “Giuliano”
Torband “Giuliano”

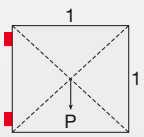

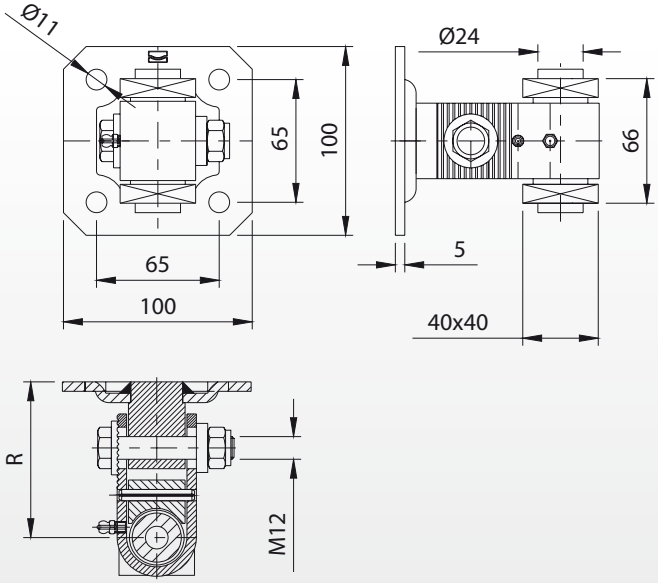

Peso uniformemente distribuito - Equally distributed weight

Articolo	Codice	R	Kg		Kg
282-30x30	10812005 001	71-84	400	10	17,60

© Copyright Comunello

Kit completo cardine “Giuliano”

Kit for hinge “Giuliano”
Kit complet gond “Giuliano”
Satz Torband “Giuliano”

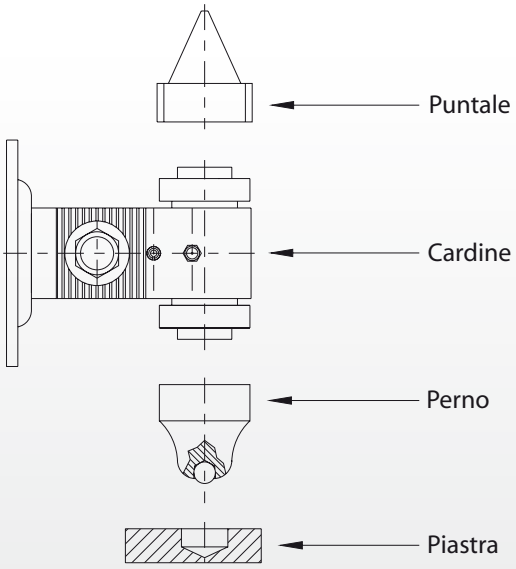



Peso uniformemente distribuito - Equally distributed weight

Articolo	Codice	R		Kg
285-30x30	10813005 001	71-84	2	6,00

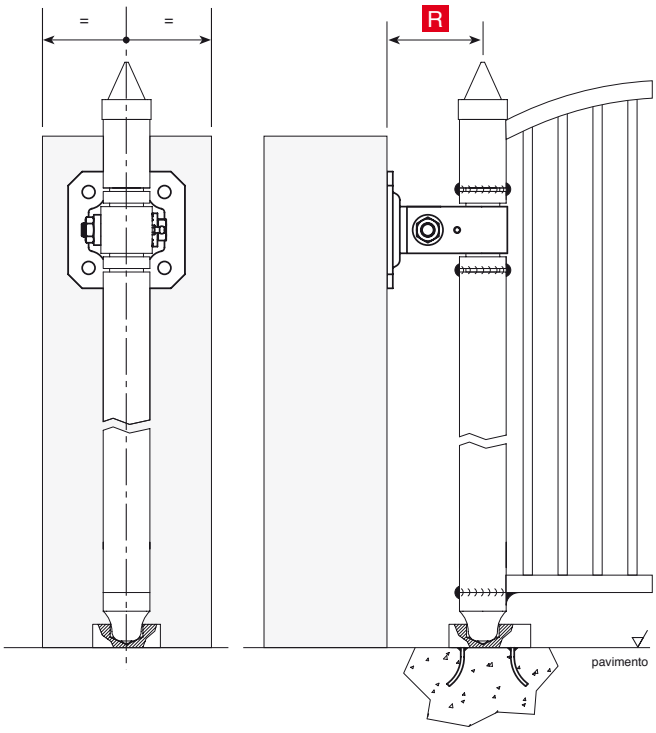



Art. 285

© Copyright Comunello

Comunello Professional®

287 piccolo-grande - 287 inox

Binario a cementare “Pendolino”

Track to be cemented “Pendolino”
Rail à sceller “Pendolino“
Bodenlaufschiene zum Einbetonieren “Pendolino”

Peso uniformemente distribuito - Equally distributed weight

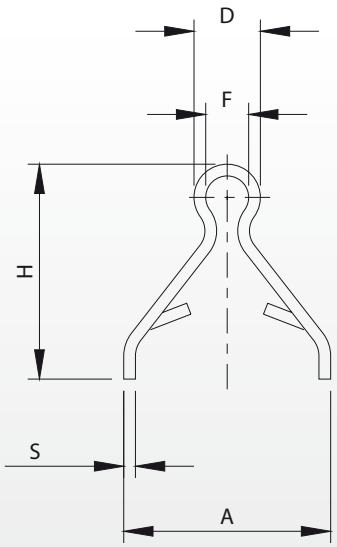

Articolo	Misura	Codice	A	D	F	H	S		Kg
287P-Ø15-Sp3	L=3000	10204001 001	44	Ø15	Ø9	48	3	10	75,00
287P-Ø15-Sp3	L=3000	10204011 001	44	Ø15	Ø9	48	3	54	405,00
287P-Ø15-Sp3	L=6000	10204002 001	44	Ø15	Ø9	48	3	10	150,00
287P-Ø15-Sp3	L=6000	10204012 001	44	Ø15	Ø9	48	3	54	810,00
287-Ø17-Sp3	L=6000	10204018 001	53	Ø17	Ø11	55	3	10	184,00
287-Ø17-Sp3	L=6000	10204020 001	53	Ø17	Ø11	55	3	54	994,00
287G-Ø19-Sp3	L=3000	10204013 001	58	Ø19	Ø13	55	3	10	90,00
287G-Ø19-Sp3	L=3000	10204007 001	58	Ø19	Ø13	55	3	54	490,00
287G-Ø19-Sp3	L=6000	10204014 001	58	Ø19	Ø13	55	3	10	180,00
287G-Ø19-Sp3	L=6000	10204008 001	58	Ø19	Ø13	55	3	54	975,00
287G-Ø19-Sp4	L=3000	10204015 001	55	Ø19	Ø11	55	4	10	110,00
287G-Ø19-Sp4	L=3000	10204009 001	55	Ø19	Ø11	55	4	54	600,00
287G-Ø19-Sp4	L=6000	10204016 001	55	Ø19	Ø11	55	4	10	220,00
287G-Ø19-Sp4	L=6000	10204010 001	55	Ø19	Ø11	55	4	54	1188,00

Articolo	Misura	INOX	A	D	F	H	S		Kg
287I-G-Ø19-Sp2	L=3000	10204113	65	Ø19	Ø15	52	2	1	6,00
287I-G-Ø19-Sp2	L=6000	10204114	65	Ø19	Ø15	52	2	1	12,00

Art. 287P-Ø15

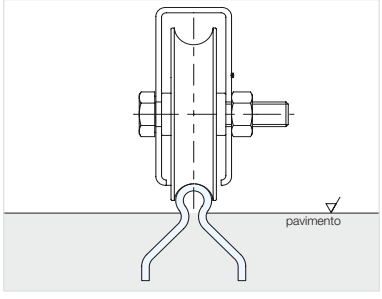

1

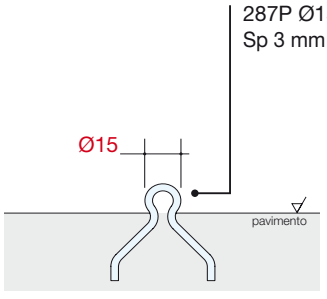

Art. 287-Ø17

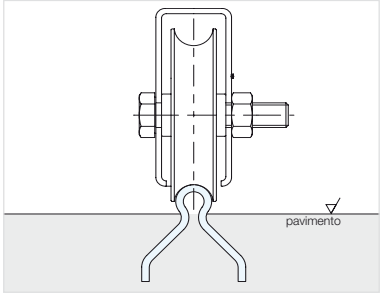

2

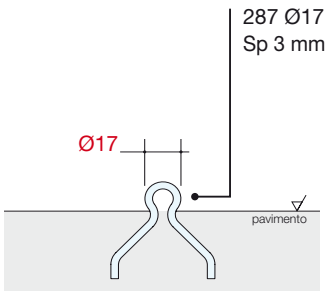

© Copyright Comunello

Art.287G-Ø19

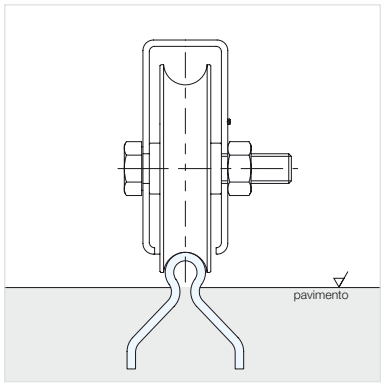

3

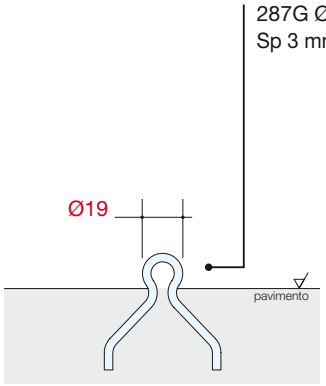

Art. 287I-G-Ø19

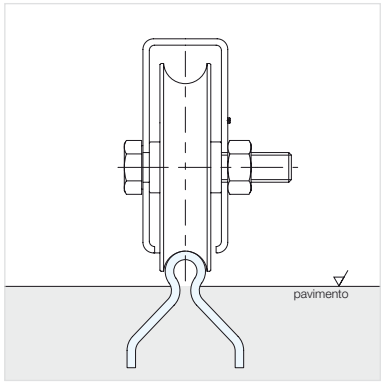

4

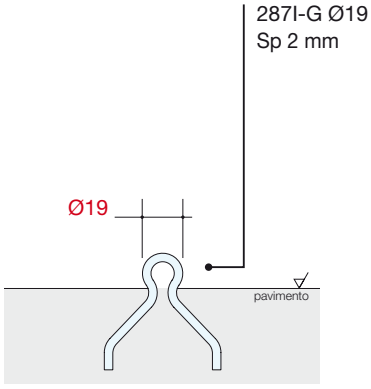

A Affogare il binario sulla cordonata di cemento assicurandosi con attenzione che faccia un corpo unico con lo stesso. E' fondamentale che il cemento entri in tutta la parte interna del profilo, questo eviterà rumorosità del cancello durante le manovre di apertura e chiusura.

Plunge the track in the cement casting carefully verifying that it creates a single body with the same. The cement must necessarily enter in the whole internal part of the Profile; this will avoid noise production during the opening and closing of the gate.

Immerger le rail sur le canal de béton, en s'assurant avec attention qu'il fasse un corps unique avec le même. Il est fondamental que le béton entre dans toute la partie interne du profil, cela évitera le bruit du portail durant les manœuvres d'ouverture et fermeture.

Die Laufschiene in die Zementschüttung eintauchen und dabei sorgfältig prüfen, dass die Laufschiene einen Einzelkörper mit dem Zement bildet. Der Zement muss zwangsmäßig ins Innenteil vom Profil durchdringen: das wird die Geräuschentwicklung vom Tor während des Öffnens und Schließens vermeiden.

B Una volta affogato il binario sulla cordonata di cemento, controllare con una livella la planarità del binario, in modo da garantire un perfetto movimento del cancello

Once the track has been plunged in the cement casting, check with a level the levelness of the track, in order to assure a perfect movement of the gate

Une fois le rail plongé sur le canal de béton, contrôler avec un niveau le nivelage du rail, de façon à garantir un mouvement parfait du portail

Nachdem die Laufschiene in die Zementschüttung eingetaucht worden ist, die Ebenheit der Laufschiene mit einer Wasserwaage prüfen, um eine ausgezeichnete Bewegung vom Tor zu gestatten

C Assicurarsi che il cancello sia stato installato in maniera corretta e controllare che il cemento formi un corpo unico con il binario. Prima di installare il cancello scorrevole, accertarsi che il cemento sia diventato solido.

Make sure that the gate was installed properly and check that the cement forms a single body with the track. Before installing the sliding gate, make sure that the cement has become solid.

S'assurer que le portail ait été installé d'une façon correcte et contrôler que le béton forme un corps unique avec le rail. Avant d'installer le portail coulissant, s'assurer que le béton soit devenu solide.

Prüfen, dass das Tor richtigerweise installiert worden ist und dass der Zement einen Einzelkörper mit der Laufschiene bildet. Vor der Installation vom Schiebetor prüfen, dass der Zement fest geworden ist.

© Copyright Comunello

287 FP grande

Kit per 287G sp. 4mm filo pavimento

Kit for art. 287G at floor level 4mm tick
Kit pour art.287G au niveau du sol épaisseur 4mm
Satz für art. 287G auf dem Fußbodenniveau 4mm stark

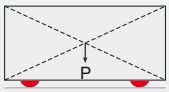

Peso uniformemente distribuito - Equally distributed weight

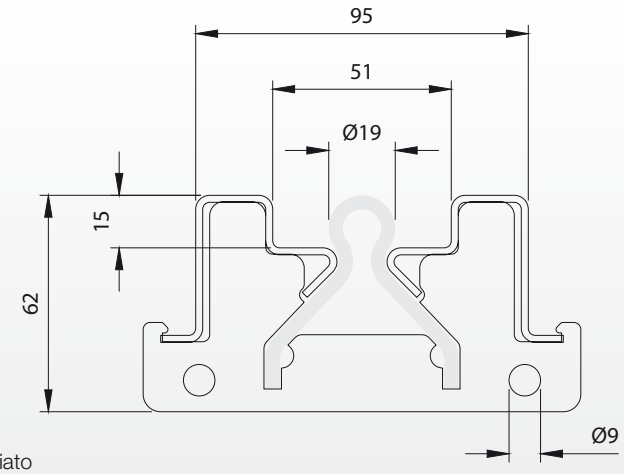

Tondino consigliato
(non fornito) Ø8

Articolo	Misura	Codice	L		Kg
287FP-G	L=3000	10204201 001	3000	1	11,30
287FP-G	L=6000	10204202 001	6000	1	22,50

Art. 287FP-G 3m



Kit accessori per 287G Sp4 (composto da 2 supporti + 4 staffe)

Art. 287FP-G 6m



Kit accessori per 287G Sp4 (composto da 2 supporti + 7 staffe)

© Copyright Comunello

Scheda di montaggio 287FP 3 e 6 metri

Fixing sheet for 287FP 3 and 6 mt long
Fiche de montage pour art. 287FP 3 et 6 mt.
Bauanleitung für art. 287FP 3 und 6 mt lang

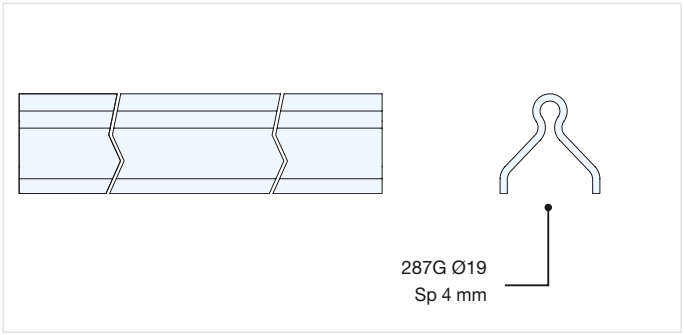

1 Profilo binario art. 287G Ø19 spessore 4 mm con lunghezza di 3 6 metri

Track Profile art. 287 diameter 19.5, thickness 4 mm, and length of 3-6 meters

Profil rail art. 287 d. 19,5 épaisseur 4 mm avec longueur de 3 et 6 mètres

Laufschienenprofil Art. 287 Durchmesser 19,5, Dicke 4 mm und Länge von 3-6 Meter

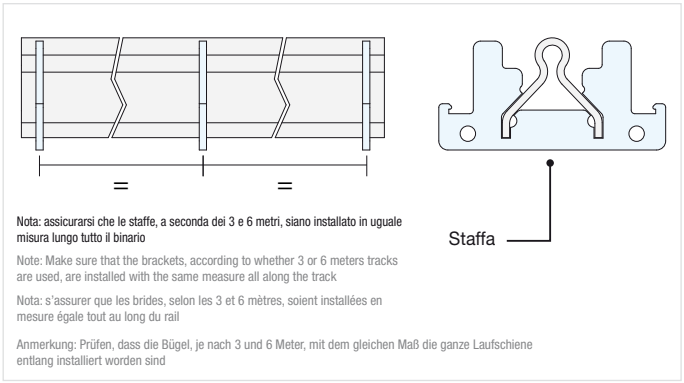

Nota: assicurarsi che le staffe, a seconda dei 3 e 6 metri, siano installato in uguale misura lungo tutto il binario

Note: Make sure that the brackets, according to whether 3 or 6 meters tracks are used, are installed with the same measure all along the track

Nota: s'assurer que les brides, selon les 3 et 6 mètres, soient installées en mesure égale tout au long du rail

Anmerkung: Prüfen, dass die Bügel, je nach 3 und 6 Meter, mit dem gleichen Maß die ganze Laufschiene entlang installiert worden sind

2 Profilo binario con supporti in lamiera per 3 metri:
- 1 profilo binario art.287 da 3 m + 4 staffe di supporto

Profilo binario con supporti in lamiera per 6 metri:
- 1 profilo binario art.287 da 6 m + 7 staffe di supporto

Track Profile with supports of metal sheet for 3 meters:
- 1 3 m Track Profile art. 287 + 4 support brackets
Track Profile with supports of metal sheet for 6 meters:
- 1 6 m Track Profile art. 287 + 7 support brackets

Profil rail avec supports en tôle pour 3 mètres:
- 1 profil rail art.287 de 3 m + 4 brides de support
Profil rail avec supports en tôle pour 6 mètres:
- 1 profil rail art.287 de 6 m + 7 brides de support

Laufschienenprofil mit Stützen aus Blech für 3 Meter:
1 3-Meter-Laufschienenprofil Art. 287 + 4 Stützbügel
Laufschienenprofil mit Stützen aus Blech für 6 Meter:
1 6-Meter-Laufschienenprofil Art. 287 + 7 Stützbügel

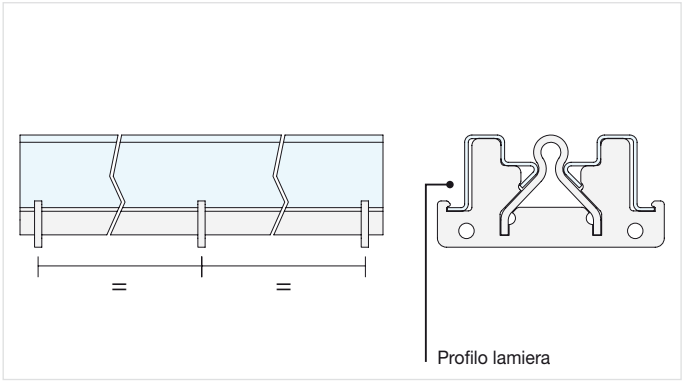

3 Profilo binario con supporti e mamiera per 3 m:
- 2 profili sagomati in lamiera da 3 m

Profilo binario con supporti e lamiera da 6 metri
- 2 profili lamiera da 6 m

Track Profile with supports and sheet metal for 3 meters:
- No. 2 3 meter metal sheet shaped profiles
Track Profile with supports and metal sheets for 6 meters:
- No. 2 6 meter metal sheet shaped profiles

Profil rail avec supports et tôle pour 3 m:
2 profils façonnés en tôle de3 m
Profil rail avec supports et tôle de 6 mètres
2 profils tôle de 6 m

Laufschienenprofil mit Stützen und Blech für 3 Meter:
2 3-Meter-Formprofile aus Blech
Laufschienenprofil mit Stützen und Blech für 6 Meter:
2 6-Meter-Formprofile aus Blech

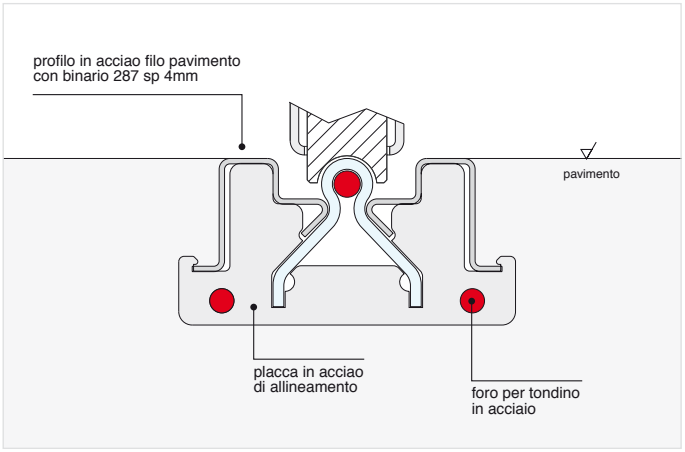

4 Assicurarsi che le staffe blocchino nel modo corretto i profili della lamiera sagomata con il binario. Per migliorare la resistenza meccanica del profilo a pavimento si consiglia quanto segue:
Inserire un tondino (commerciale) in acciaio all'interno dei fori ricavati nelle singole staffe di fissaggio e bloccare il tutto con dei punti di saldatura. Questo ne consentirà la formazione di un corpo unico formato da binario, profilo lamiera, staffe e tondino in acciaio
Inserire un tondino D.11 mm (commerciale) all'interno del binario art.287 per aumentarne la portata e la resistenza meccanica del binario (vedi fig.4)

Make sure that the brackets block the shaped metal sheet profiles properly with the track. To increase the mechanical strength of the Profile on the ground, it is suggested to proceed as follows:
Insert a stainless steel rod (available on the market) in the holes obtained in the single fastening brackets and block the whole with welding points. This will allow the formation of a single body consisting of track, metal sheet Profile, brackets and stainless steel rod
Insert a rod with 11 mm diameter (available on the market) in the track art. 287 to increase the load capacity and the mechanical strength of this latter (see fig.4)

S'assurer que les brides bloquent d'une façon correcte les profils de la tôle façonnée avec le rail. Pour améliorer la résistance mécanique du profil au sol on conseille ce qui suit:
Introduire un toron (commercial) en acier à l'intérieur des trous obtenus dans les brides de fixation et bloquer le tout avec des points de soudage. Cela permettra la formation d'un corps unique formé par rail, profil tôle, brides et toron en acier. Introduire un toron D.11 mm (commercial) à l'intérieur du rail art.287 pour augmenter sa capacité et la résistance mécanique du rail (voir fig.4)

Prüfen, dass die Bügel die Profile vom Formblech mit der Laufschiene richtigerweise verriegeln. Um die mechanische Festigkeit vom Profil am Boden zu verbessern, wird es empfohlen, folgenderweise vorzugehen: Ein Rundstab aus Stahl (verfügbar auf dem Markt) in die Löcher einführen, die in den einzelnen Befestigungsbügeln vorhanden sind und das Ganze mit Lötstellen verriegeln. Das wird die Bildung eines Einzelkörper gestatten, der aus Laufschiene, Blechprofil, Bügeln und Edelstahlrundstab bestehen wird. Ein Rundstab mit Durchmesser 11 mm (verfügbar auf dem Markt) in die Laufschiene Art. 287 einführen, um die Tragfähigkeit und die mechanische Festigkeit der Laufschiene zu steigern (siehe Abb. 4).

© Copyright Comunello

289 - 289 inox

Binario a fissare “Rapido”

Track to be bolted “Rapido”
Rail à visser “Rapido“
Laufschiene zum Anschrauben “Rapido”



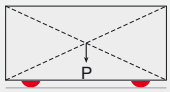

Peso uniformemente distribuito - Equally distributed weight

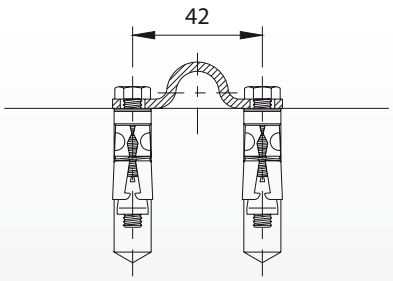

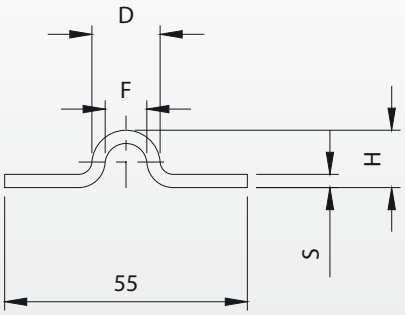

Articolo	Misura	Codice	D	F	L	H	S		Kg
289P-Ø15-Sp3	L=3000	10201501 001	Ø15	Ø9,5	3000	13	3	25	116,00
289P-Ø15-Sp3	L=6000	10201502 001	Ø15	Ø9,5	6000	13	3	25	232,00
289G-Ø19-Sp3	L=3000	10201505 001	Ø19	Ø12	3000	16	3	25	123,00
289G-Ø19-Sp3	L=6000	10201510 001	Ø19	Ø12	6000	16	3	25	246,00

Articolo	Misura	INOX	D	F	L	H	S		Kg
289I-G-Ø19-Sp2	L=3000	10201605	Ø19	Ø12	3000	15	2	1	3,30
289I-G-Ø19-Sp2	L=6000	10201610	Ø19	Ø12	6000	15	2	1	6,60

1

Art. 289P-Ø15

2



Art. 289G-Ø19

3

INOX

Art. 289I-G-Ø19

© Copyright Comunello

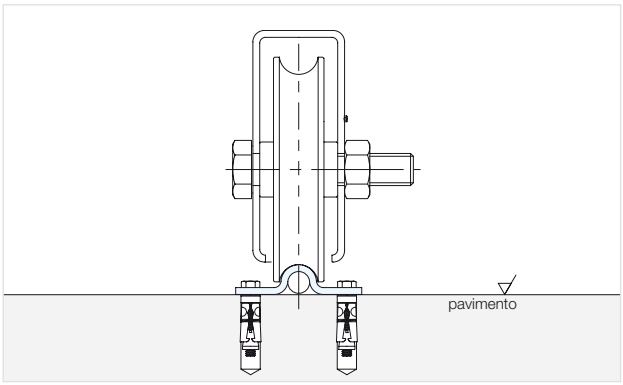

1

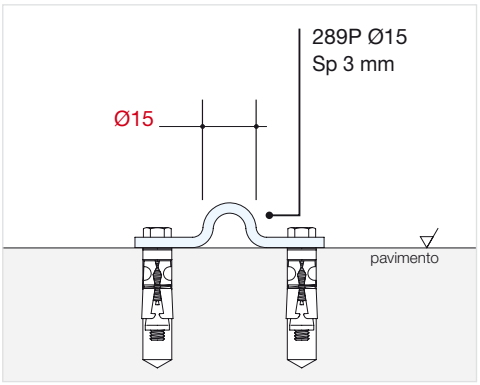

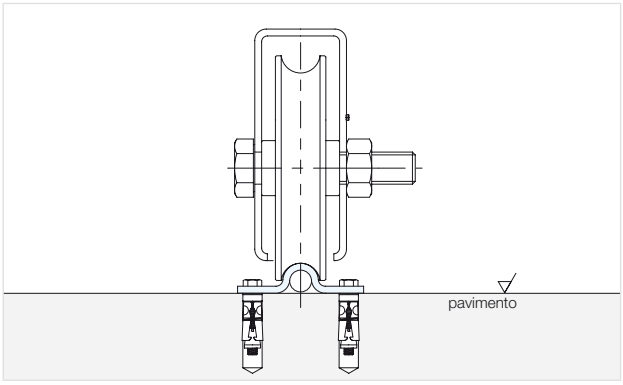

2

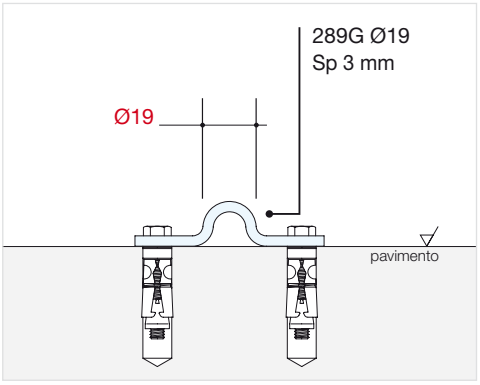

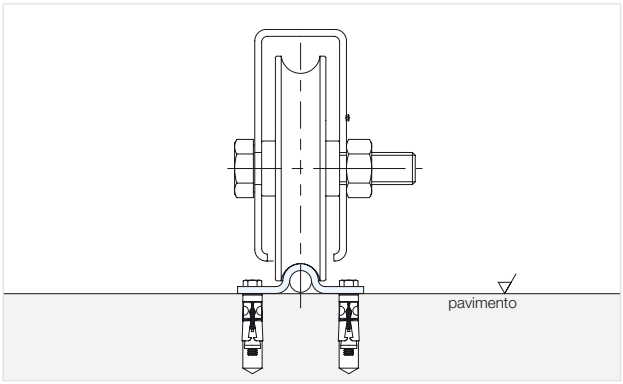

3

289 INOX

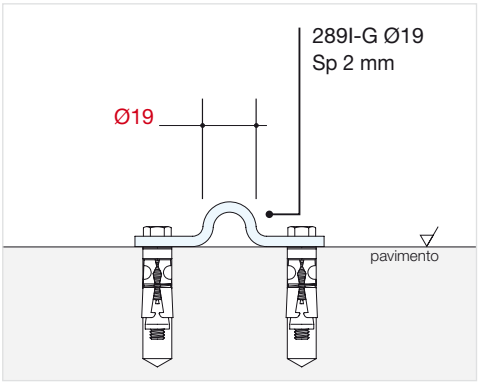

© Copyright Comunello

Binario a cementare “Espresso”

Track to be cemented “Espresso”
Rail à sceller “Espresso“
Laufschiene zum Einbetonieren “Espresso”

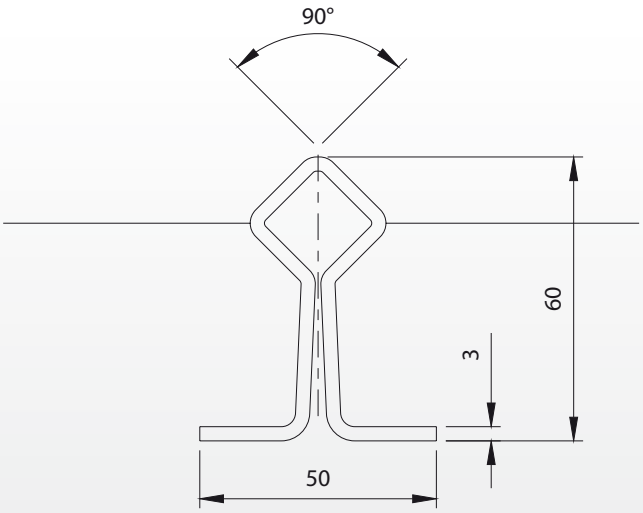

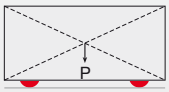

Peso uniformemente distribuito - Equally distributed weight

Articolo	Misura	Codice	L	S		Kg
292	**L=3000**	10201905 001	3000	3	26	295,00
292	**L=6000**	10201910 001	6000	3	26	590,00

Art. 292

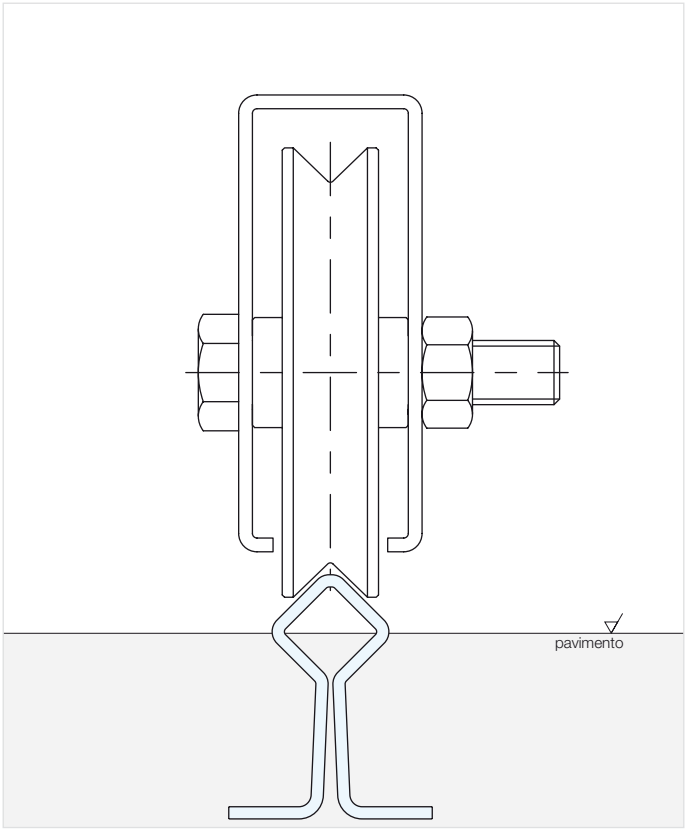

© Copyright Comunello

Binario a fissare “Diretto”

Track to be bolted “Diretto”
Rail à visser“Diretto“
Laufschiene zum Anschrauben “Diretto”

293 - 293 inox

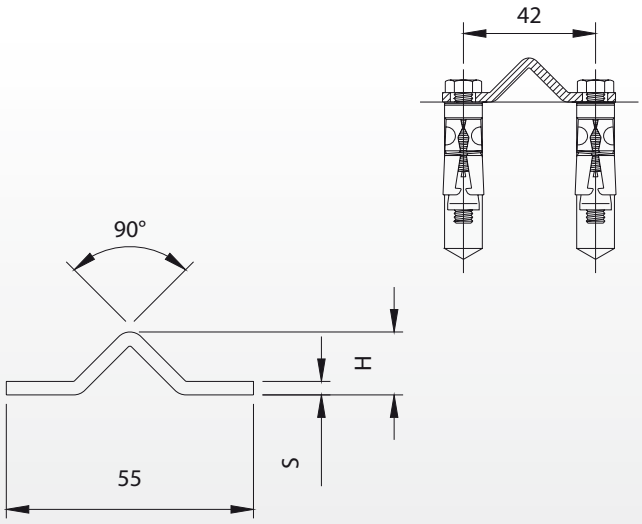

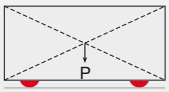

Peso uniformemente distribuito - Equally distributed weight

Articolo	Misura	Codice	L	H	S		Kg
293	L=3000	10201705 001	3000	14	3	25	113,00
293	L=6000	10201710 001	6000	14	3	25	225,00

Articolo	Misura	INOX	L	H	S		Kg
293I	L=3000	10201805	3000	13	2	1	3,00
293I	L=6000	10201810	6000	13	2	1	6,00

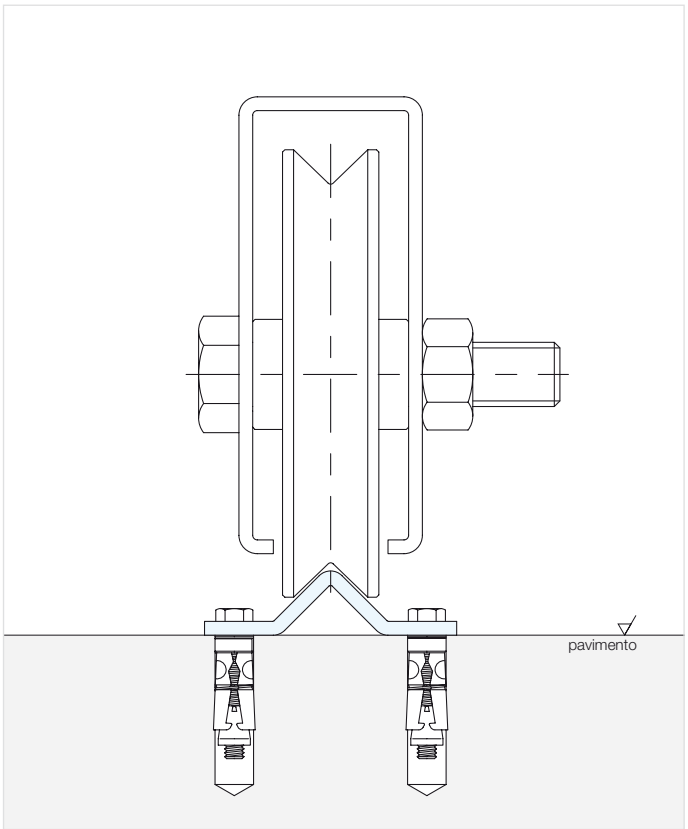

Art. 293

Art. 293I

© Copyright Comunello

Comunello Professional®

290

Spina di collegamento per binario
Connection pin for track
Jonction pour rail
Verbindungsstift zum Laufschiene

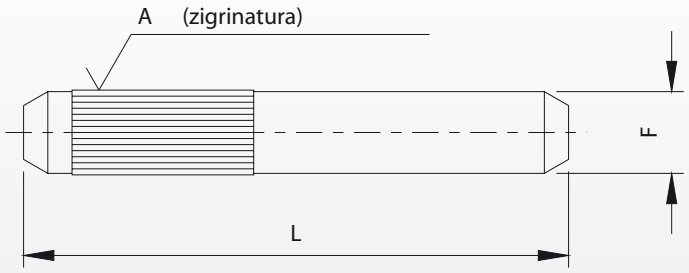

Spina per art. 289-Ø15

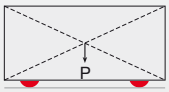

Peso uniformemente distribuito - Equally distributed weight

Articolo	Misura	Codice	A	F	L		Kg
290	90-Ø9	10601501 001	Ø9,5	Ø9	90	10	0,50

291 - 291 inox

Spina di collegamento per binario
Connection pin for track
Jonction pour rail
Verbindungsstift zum Laufschiene

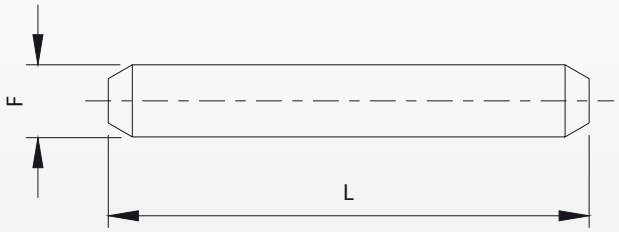

Spina per art. 289-289I-Ø19

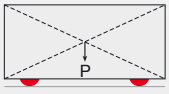

Peso uniformemente distribuito - Equally distributed weight

Articolo	Misura	Codice	F	L		Kg
291	80-Ø12	10602005 001	Ø12	80	10	0,80
Articolo		**INOX**	**F**	**L**		**Kg**
291I	80-Ø12,5	10602105	Ø12,5	80	1	0,10

© Copyright Comunello

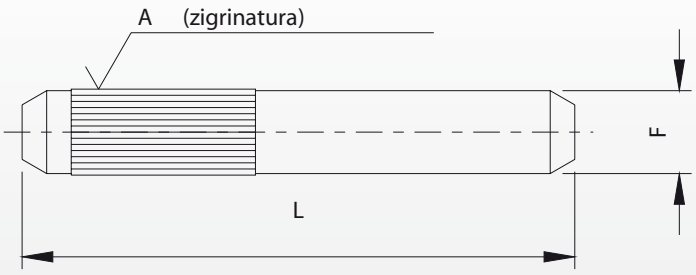

Spina per art. 292

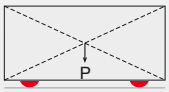

Peso uniformemente distribuito - Equally distributed weight

Articolo	Misura	Codice	A	F	L		Kg
294	90-Ø17	10602205 001	Ø17,5	Ø17	90	10	1,70

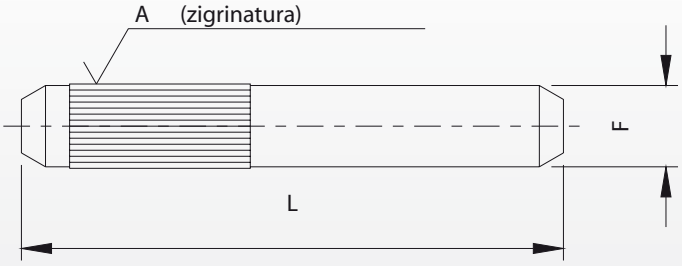



Spina per art. 293-293I-287-Ø15

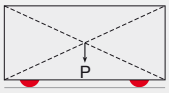

Peso uniformemente distribuito - Equally distributed weight

Articolo	Misura	Codice	A	F	L		Kg
295		10602405 001	Ø10	Ø9,5	90	10	0,50
Articolo	**Misura**	**INOX**	**A**	**F**	**L**		**Kg**
295I		10602305	Ø10	Ø8,5	90	1	0,05

© Copyright Comunello

297 - 297 G - 297 inox

Spina di collegamento per binario

Connection pin for art.287G 3 mm thick
Jonction pour rail art.287G ép.3mm
Verbindungsstift zum Artikel 287G 3mm Stärke

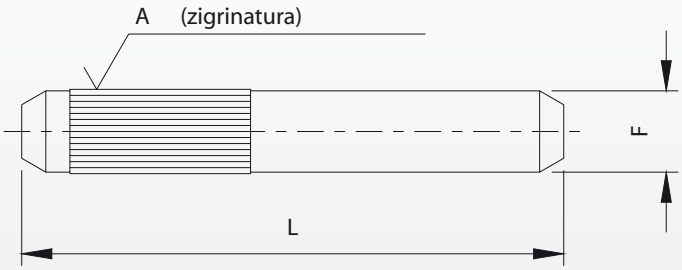

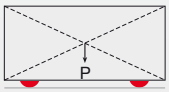

Peso uniformemente distribuito - Equally distributed weight

Spina per art. 287-Ø19-Sp3

Spina per art. 287-Ø19-Sp4

Spina per art. 287I-Ø19-Sp2

Articolo	Misura	Codice	A	F	L		Kg
297	90-Ø12,5	10601605 001	Ø13,0	Ø12,5	90	10	0,90
297G	90-Ø11,0	10601610 001	Ø11,5	Ø11,0	90	10	0,70

Articolo	Misura	**INOX**	A	F	L		Kg
297I	90-Ø14,0	10601705	Ø14,5	Ø14,0	90	1	0,11

© Copyright Comunello

Applicativo spine binario

290 per 289-Ø15

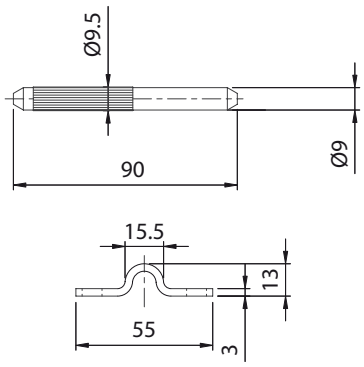

295 per 287-Ø15 e 293

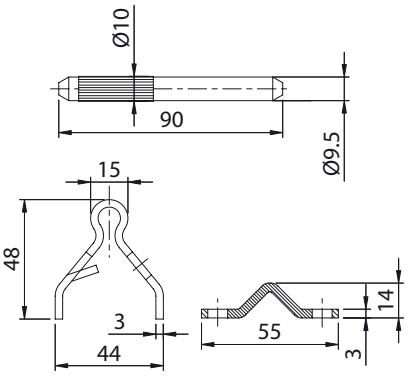

291I per 289I-Ø19

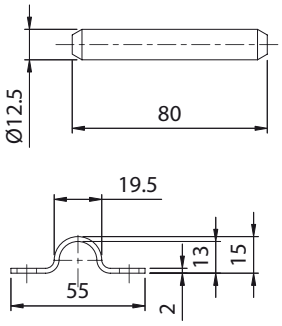

291 per 289-Ø19

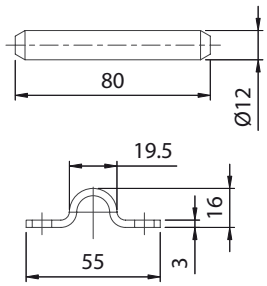

297 per 287-Ø19-sp3

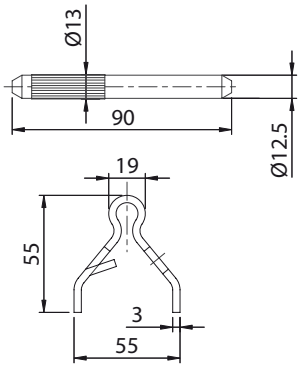

295I per 293I

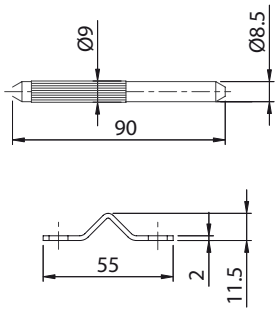

294 per 292

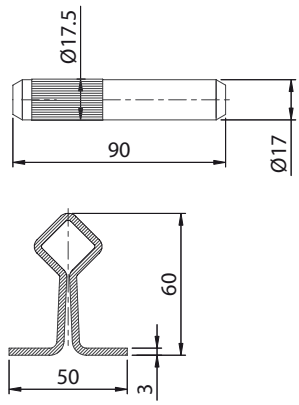

297G per 287-Ø19-sp4

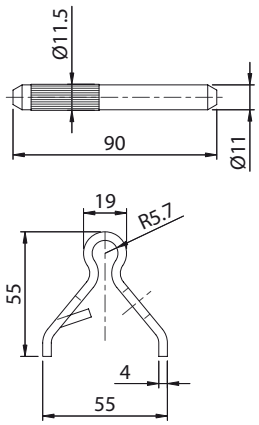

297I per 287I-Ø19

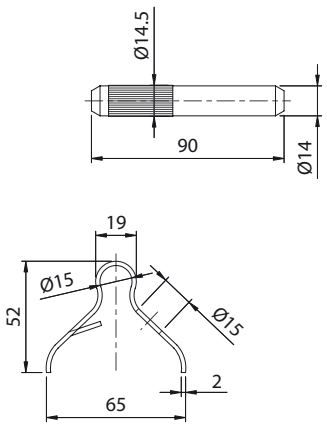

© Copyright Comunello

CONDIZIONI GENERALI DI VENDITA

I termini di consegna da noi indicati si intendono approssimativi e quindi non sono impegnativi. In qualsiasi caso di forza maggiore che impedisca o limiti il normale andamento della produzione i termini si interrompono o si prolungano.

La mancata o tardata esecuzione di una parte o di tutto l'ordine, non potrà dare il diritto al Compratore di esigere l'esecuzione dell'ordine stesso o al risarcimento di eventuali danni.

La merce viaggia a rischio e pericolo del Compratore anche se venduta franco destino. La consegna si intende effettuata nel momento in cui la merce viene consegnata al vettore o allo spedizioniere.

Ogni nuovo onere di qualsiasi natura, o la variazione di quelli esistenti sulle materie prime e sulla lavorazione comportano corrispondenti variazioni di prezzo per i quantitativi ancora da consegnare. La Venditrice quindi ha facoltà di modificare i prezzi in qualsiasi momento e tali variazioni entrano in vigore al momento della consegna del materiale. Ogni singola variazione verrà comunicata tempestivamente al Compratore ma il mancato ricevimento della comunicazione non costituisce deroga a quanto sopra stabilito.

I prodotti della **Fratelli Comunello SpA** consegnati ai clienti possono essere imballati nel modo seguente:
- in vasche di cartone su pallets avvolti da estensibile;
- su pallets ;
- in scatole su pallets avvolti da estensibile.

Se all'arrivo della merce l'imballaggio di qualsiasi specie esso sia, ha segni evidenti di danno, il Compratore non dovrà ritirare la merce senza fare constatare il danno allo Spedizioniere. Unico documento valido per l'accettazione di una riserva è la lettera di vettura, e la riserva stessa deve essere indicata in duplice copia:
a] sulla copia che resta a mani del cliente;
b] sulla copia che ritorna allo spedizioniere.
Nessun reclamo potrà essere elevato decorsi **8 giorni** dall'arrivo della merce.

Ogni irregolarità nei pagamenti, indipendentemente dalla causa, autorizza la Venditrice a sospendere o ad annullare gli ordini in corso di esecuzione senza che ciò pregiudichi il suo diritto ad eventuali azioni per il risarcimento del danno.

Per le scadenze dei pagamenti si terrà conto delle date delle singole fatture anche se rappresentanti l'eseguimento parziale di una commissione. Tutte le controversie giudiziarie avranno loro sede competente nel foro di Bassano del Grappa, quand'anche la merce fosse venduta franco destino e quali che siano le condizioni di pagamento.

In caso di mancata o ritardata restituzione della copia della conferma d'ordine firmata per accettazione si considera il cliente d'accordo circa l'applicazione di quanto stabilito nella conferma d'ordine stessa e autorizza la Venditrice a dare esecuzione all'ordine trasmesso.

Le aggiunte o modifiche poste dal Compratore sulla conferma non sono impegnative per la Venditrice e saranno da questa considerate soltanto come raccomandazioni.

LA MERCE VIENE SPEDITA FRANCO DESTINO PER QUANTITA' CON VALORE COMPLESSIVO SUPERIORE A 1.000 EURO

© Copyright Comunello

GENERAL TERMS OF SALE

Our terms of delivery must be considered as approximate and therefore they are in no way binding. In any case of force majeure which prevents or limits the usual rate of production, the terms of delivery may be changed.

If an order or part of it is delayed or not filled, the Buyer will not have the right to demand the Seller to fill it or to be indemnified for damages.

New costs of any nature, or changes of those already existing, of raw materials or of the manufacturing, will affect the prices of the quantities which still have to be delivered. Therefore the Seller has the right to change the prices at any moment and these modifications become effective at the moment of the delivery of the goods. Every single variation will be communicated to the Buyer in time, but the non-receipt of the communication is not to be intended as a way of exception to what stated above.

Products produced by Fratelli Comunello S.p.A. delivered to the costumers, may be packed as follows:
In cardboard tanks on pallets wrapped in extensible tape;
On pallets [Tracks, Racks];
In boxes on pallets wrapped in extensible tape;

For small quantities, Tracks and Racks are delivered loose or in bundles.
When the goods arrive at destination, if the packing, of any kind, should be damaged, the Buyer shall not collect the goods without asking the Forwarding-agent to verify the damage. The carriage note is the only valid document for raising an objection, and the objection must be written in two copies:
A copy for the Buyer,
A copy for the Forwarding-agent.
It will not be possible to raise any objection after 8 days of the arrival of the goods.

Any irregularity in payments, whatever the cause, gives the Seller the right to suspend or cancel the orders in execution and to bring an action against the Buyer for the compensation for damages.

As for the expiry dates of payment, the dates of the single Invoices will be considered, even if they represent the partial execution of an order. The court of Bassano del Grappa is the seat for all legal proceedings, whatever the terms of payment and even if the goods are sold C.I.F.

Additions or modifications made by the Buyer in the confirmation of the order are not in any way binding for the Seller and they will be considered as mere suggestions.

CONDITIONS GENERALES DE VENTE

Les délais de livraison indiqués sont approximatifs et donc ils ne nous engagent pas. En cas de force majeure qui empêche ou limite le développement usuel de notre production, les délais peuvent être interrompus ou bien prolongés.

Le manque ou le retard dans la préparation d'une partie ou de toute la commande ne donnera pas à l'Acheteur le droit d'exiger la livraison de la commande même ou le dédommagement.

Toute charge ou variation de matières premières et de leur travail comporte en même temps des variations de prix pour les quantités qui sont encore à livrer. Le Vendeur a donc la faculté de modifier les prix en tout instant, et ces variations seront en vigueur au moment de la livraison du matériel. Toute variation sera communiquée immédiatement à l'Acheteur mais le manque de réception de cette communication ne comporte pas la dérogation à ce qui a été établi.

Les produits de Fratelli Comunello S.p.A qui sont livrés aux clients peuvent être emballés de la façon suivante :
emballage industriel
sur palettes [rails, crémaillères]
dans des cartons sur palettes filmées
les rails et les crémaillères sont expédiés en fardeaux ou en vrac pour de petites quantités.

Dans le cas où l'emballage de la marchandise expédiée résulte réellement endommagé au moment de la réception, l'Acheteur doit accepté le matériel sous réserve au Transporteur. Le document valable pour la réserve est le bulletin de livraison du transporteur qui doit être en 2 copies :
a] une copie reste au client
b] une copie revient au transporteur
Aucune réclamation ne sera acceptée après 8 jours de l'arrivée de la marchandise.

Toute irrégularité dans les paiements, autorise le Vendeur à interrompre ou annuler les commandes en cours et en même temps lui donne le droit à engager des poursuites pour le dédommagement.

En ce qui concernes les échéances des factures on tiendra compte des dates sur chaque facture même pour livraison partielle des commandes. Le tribunal de Bassano del Grappa est le siège de tout litringle judiciaire, aussi bien que dans le cas où la marchandise a été vendu en franco domicile et quel que ce soit le terme de paiement.

Des rajouts ou modifications de L'Acheteur dans la confirmation de sa commande n'engagent pas le Vendeur qui ne les considérera que de simples recommandations.

© Copyright Comunello

Un sentito ringraziamento a Claudio Pozzobon per
il prezioso contributo apportato alla realizzazione di
questo importante manuale tecnico.

Fratelli Comunello

system certification SGS ISO 14001 Sede di Via Cassola, 64 - Rosà (VI)

system certification SGS ISO 9001

© 2008 by **Fratelli Comunello SpA**

Tutte le fotografie, i disegni tecnici e le relative specifiche devono intendersi quale proprietà intellettuale, difesa dalle norme sul diritto d'autore, della ditta **Fratelli Comunello SpA.** Tutti gli utilizzi non espressamente autorizzati saranno perseguiti giudizialmente. Ci riserviamo il diritto di apportare tutte le variazioni e le migliorie necessarie senza alcun prevviso. La Fratelli Comunello SpA non può essere ritenuta responsabile per inesattezze o errori tipografici

All pictures, technical draflanges and related specifications belong to Fratelli Comunello SpA and they are defend by the rules of copyright.
All uses not expressly authorized will be legally prosecuted. Product specifications are subject to change without notice. Fratelli Comunello SpA can not be responsible for typographical errors.

Toutes les photos, les plans techniques et les détails correspondants appartiennent à Fratelli Comunello SpA et sont protégés par les droits d'auteur.
Tous les emplois qui ne sont pas expressément autorisés seront poursuivis en justice.

Alle Bilder, technische Zeichnungen und deren Beschreibungen sind Urheberrecht-geschütztes Eigentum von Fratelli Comunello SpA.
Jeder ungenehmigte Gebrauch wird strafrechtlich verfolgen.

Design: www.petuccodesign.it

Finito di stampare nel mese di dicembre 2007 in 10.000 copie
Rev. 0 ottobre 2007

Prezzo €50,00
(iva inclusa)

Fratelli Comunello S.p.A. - Via cassola, 64 - 36027 Rosà (VI) Italy

www.comunello.com - info@comunello.it

Tel. +39 0424 585111 - Fax +39 0424 533417